



US00D583367S

(12) **United States Design Patent**
Chen

(10) **Patent No.:** **US D583,367 S**
(45) **Date of Patent:** **** Dec. 23, 2008**

(54) **TRANSCEIVER**

(75) Inventor: **Chih-Chieh Chen**, Taichung (TW)

(73) Assignee: **Universal Scientific Industrial Co., Ltd.** (TW)

(**) Term: **14 Years**

(21) Appl. No.: **29/279,884**

(22) Filed: **May 10, 2007**

(51) **LOC (8) Cl.** **14-03**

(52) **U.S. Cl.** **D14/240; D14/358**

(58) **Field of Classification Search** D14/242,
D14/496, 240, 167, 302, 314, 348-358, 363,
D14/383, 433, 140-140.9, 230-235; D13/149,
D13/184; D3/201, 273; 379/220.01, 221.09,
379/220.14, 25, 93.09, 93.19, 156, 900, 338-339,
379/441; 711/100, 115; 361/658, 725, 752;
369/272.1, 273, 75.11; 360/133, 79.01, 97.03
See application file for complete search history.

(56) **References Cited**

U.S. PATENT DOCUMENTS

D262,106 S *	12/1981	Frassanito	D14/242
D309,728 S *	8/1990	Nuttall et al.	D14/356
D322,963 S *	1/1992	Kittirutsunetorn	D14/242
D407,393 S *	3/1999	Kazama	D14/125
D432,523 S *	10/2000	Grinkus et al.	D14/217
D464,339 S *	10/2002	Tomino et al.	D14/240
D470,848 S *	2/2003	Morooka	D14/433
D480,372 S *	10/2003	Chen et al.	D14/136
D520,502 S *	5/2006	Xu et al.	D14/356
D522,531 S *	6/2006	Solomon et al.	D14/496
D523,014 S *	6/2006	Liu et al.	D14/433
D529,903 S *	10/2006	McRae et al.	D14/240
D530,325 S *	10/2006	Kerila et al.	D14/356
D534,182 S *	12/2006	Leija et al.	D14/496
D535,281 S *	1/2007	Yang	D14/167
D535,650 S *	1/2007	Wong et al.	D14/240
D535,651 S *	1/2007	Wong et al.	D14/240
D536,333 S *	2/2007	McRae et al.	D14/240

D536,696 S *	2/2007	McRae et al.	D14/240
D538,795 S *	3/2007	Wong et al.	D14/240
D540,793 S *	4/2007	Kim et al.	D14/358
D541,274 S *	4/2007	Wang	D14/356
D542,784 S *	5/2007	Franck et al.	D14/240
D556,199 S *	11/2007	Song	D14/357
D561,750 S *	2/2008	Liu et al.	D14/240
D562,264 S *	2/2008	Jeong et al.	D13/164
D562,813 S *	2/2008	Storti et al.	D14/240
D562,814 S *	2/2008	Liu et al.	D14/240
D563,943 S *	3/2008	Watanabe	D14/188
D564,493 S *	3/2008	Tejima	D14/168
D565,568 S *	4/2008	Trifilio et al.	D14/356
D565,571 S *	4/2008	Trifilio et al.	D14/434
D566,115 S *	4/2008	Swanson et al.	D14/358
D566,710 S *	4/2008	Chun et al.	D14/358
D568,312 S *	5/2008	Wang et al.	D14/356
D571,743 S *	6/2008	Tu	D14/125
D573,144 S *	7/2008	Lin	D14/358
D574,823 S *	8/2008	Wung	D14/357

* cited by examiner

Primary Examiner—Charles A Rademaker

Assistant Examiner—Charles D Hanson

(74) *Attorney, Agent, or Firm*—Vedder Price P.C.

(57) **CLAIM**

The ornamental design for transceiver, as shown and described.

DESCRIPTION

FIG. 1 is a perspective view of transceiver showing my new design;

FIG. 2 is a front elevational view thereof;

FIG. 3 is a rear elevational view thereof;

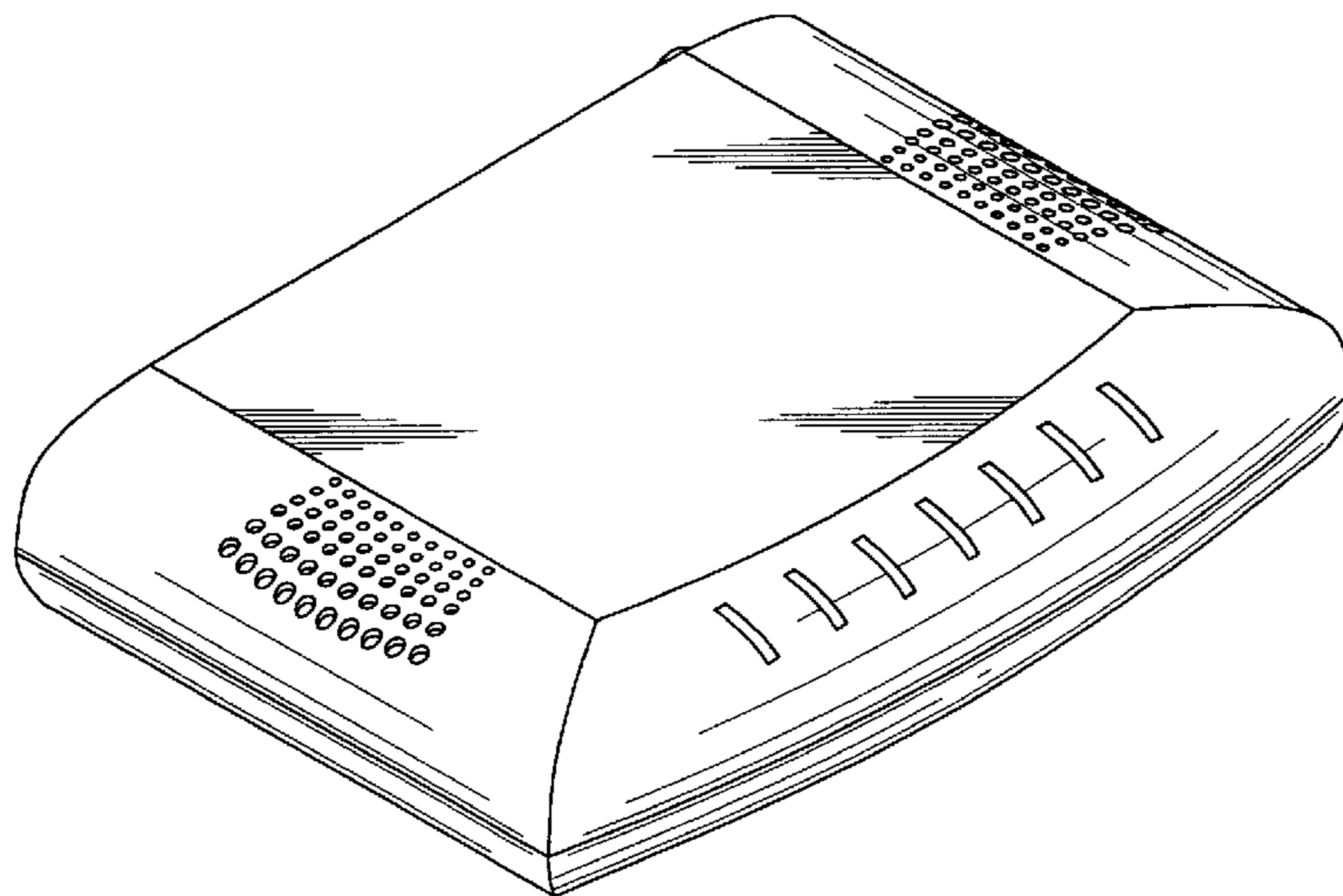
FIG. 4 is a left side elevational view thereof;

FIG. 5 is a right side elevational view thereof;

FIG. 6 is a top plan view thereof; and,

FIG. 7 is a bottom plan view thereof.

1 Claim, 7 Drawing Sheets



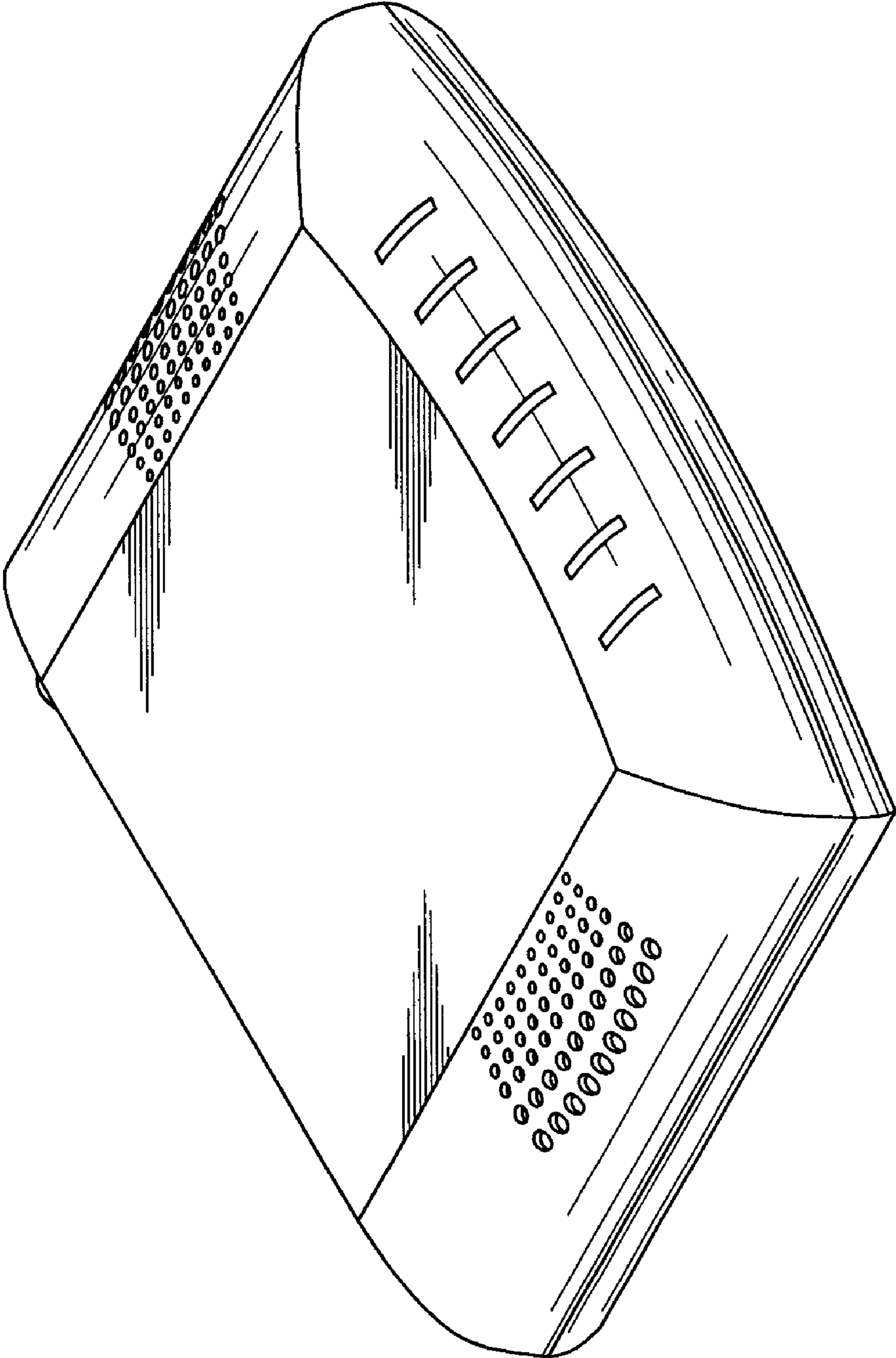


FIG. 1

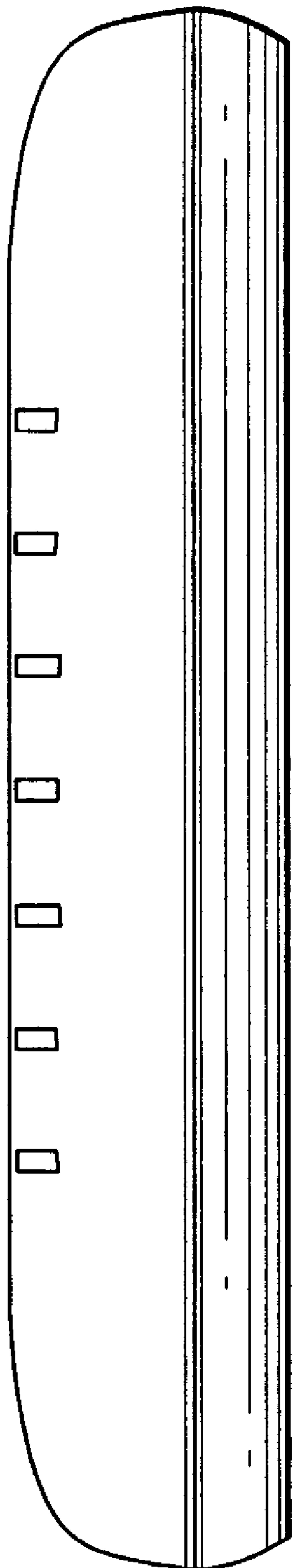


FIG. 2

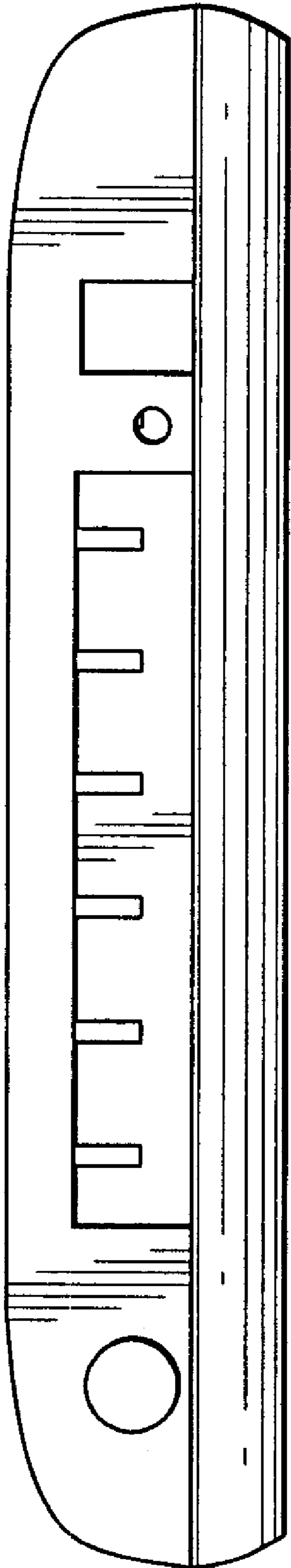


FIG. 3




FIG. 4




FIG. 5

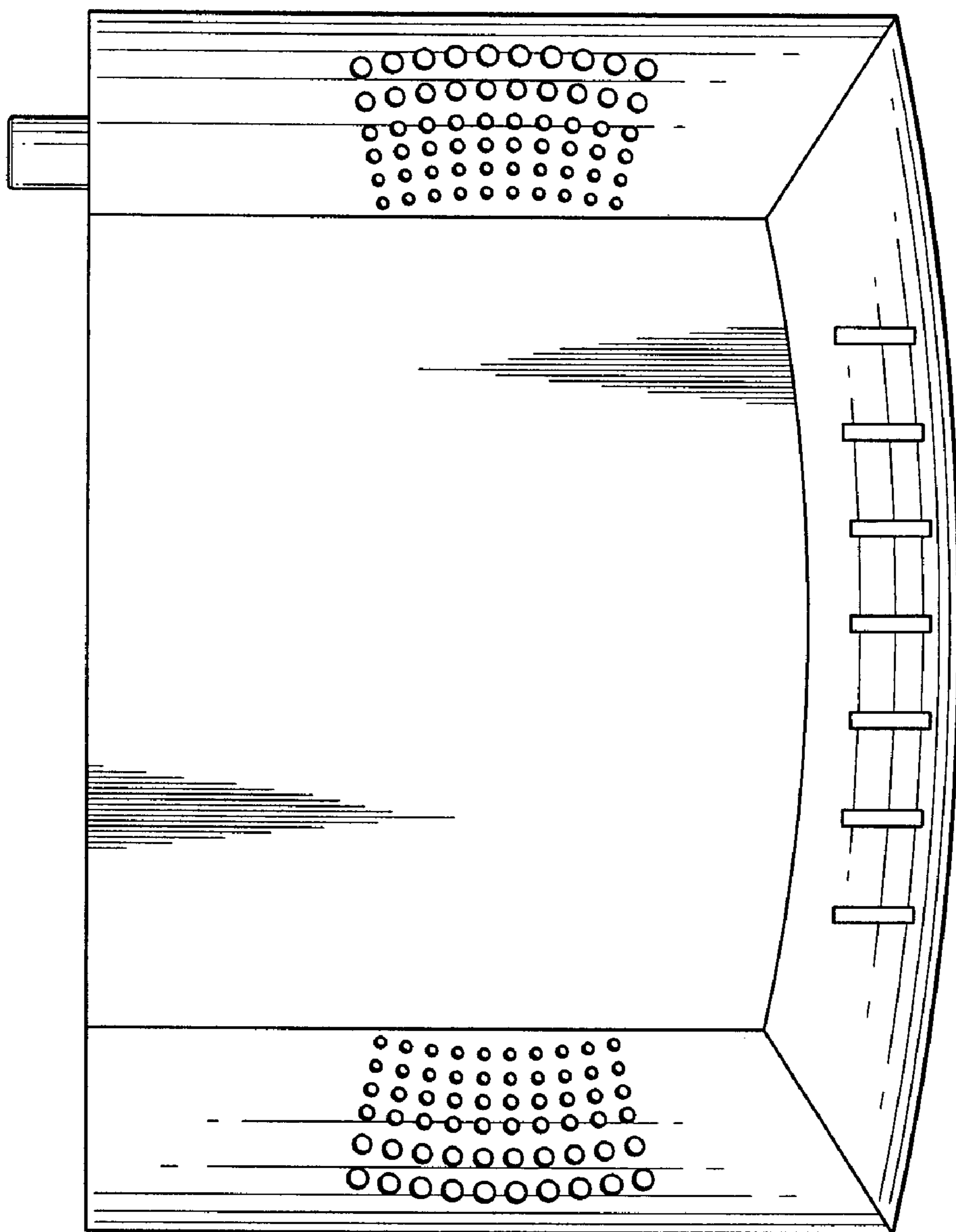


FIG. 6

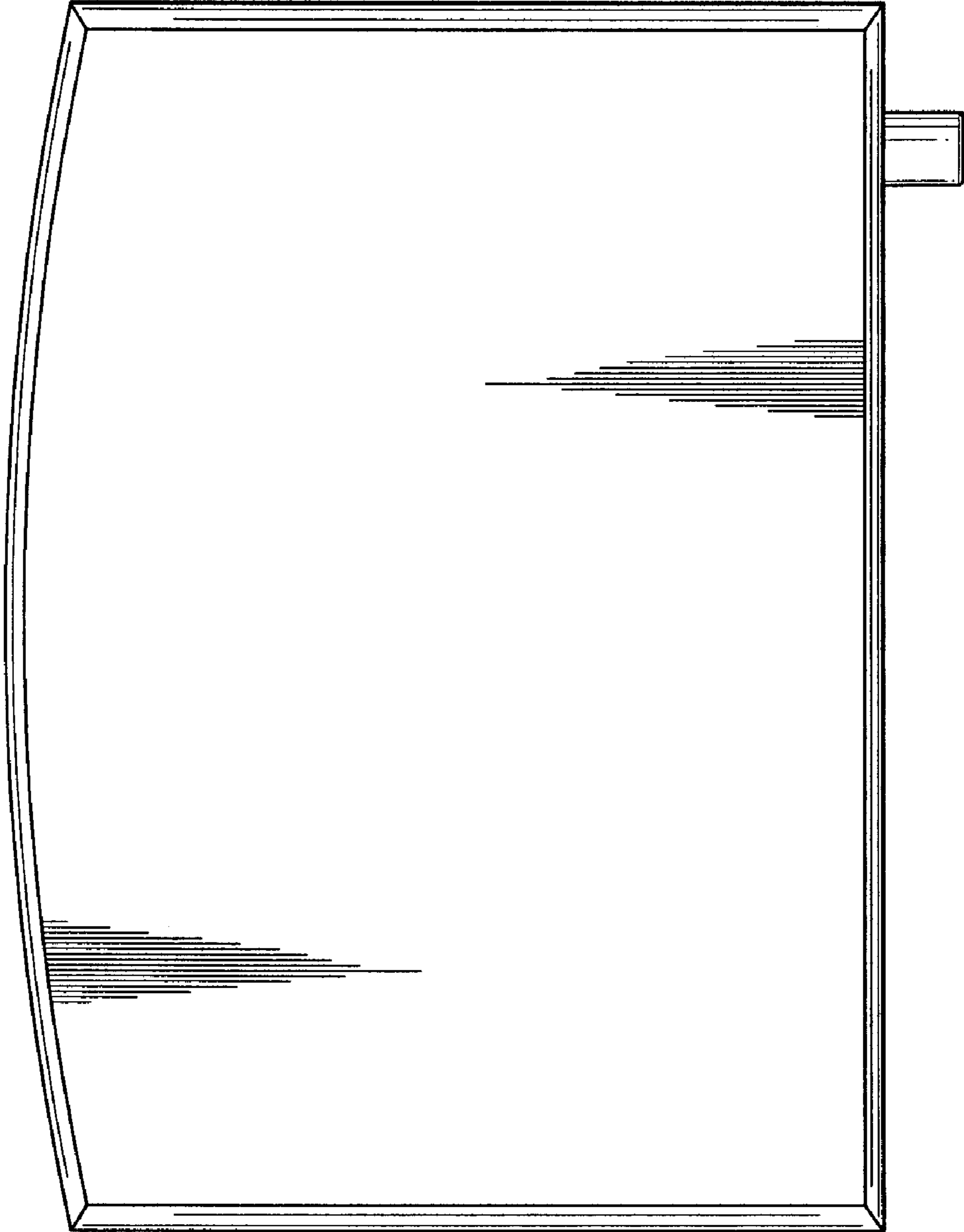


FIG. 7