



US00D583359S

(12) **United States Design Patent**
Skurdal

(10) **Patent No.:** **US D583,359 S**
(45) **Date of Patent:** **** Dec. 23, 2008**

(54) **CLOCK RADIO WITH ELECTRONIC AUDIO
DEVICE HOLDER**

D558,186 S * 12/2007 Kim D14/214
D560,208 S * 1/2008 Skurdal D14/214
D560,650 S * 1/2008 Choi D14/171

(75) Inventor: **Andrew Skurdal**, Weehawken, NJ (US)

* cited by examiner

(73) Assignee: **SDI Technologies Inc.**, Rahway, NJ
(US)

Primary Examiner—Prabhakar Deshmukh

Assistant Examiner—Keli L Acker

(**) Term: **14 Years**

(74) *Attorney, Agent, or Firm*—Ostrolenk, Faber, Gerb &
Soffen, LLP

(21) Appl. No.: **29/286,031**

(57) **CLAIM**

(22) Filed: **Apr. 20, 2007**

The ornamental design for clock radio with electronic audio
device holder, as shown.

(51) **LOC (8) Cl.** **14-03**

(52) **U.S. Cl.** **D14/171; D10/2**

(58) **Field of Classification Search** D14/137,
D14/155, 156, 168, 170, 171, 188, 193–198,
D14/210, 212, 214, 217, 496; D10/1, 2,
D10/15; 312/7.1; 455/91, 95, 100, 128,
455/344, 347, 350, 351; 369/6–12

DESCRIPTION

FIG. 1 is a top, front, perspective view of a clock radio with
electronic audio device holder showing my new design;

FIG. 2 is a top view thereof;

FIG. 3 is a bottom view thereof;

FIG. 4 is a right side view thereof;

FIG. 5 is a left side view thereof;

FIG. 6 is a rear view thereof; and,

FIG. 7 is a front view thereof.

The broken line showing of the circular elements on the rear
view is included for the purpose of illustrating environmental
structure and forms no part of the claimed design.



See application file for complete search history.

(56) **References Cited**

U.S. PATENT DOCUMENTS

D303,967 S * 10/1989 Shin D14/162
D381,983 S * 8/1997 Nagai D14/168
D430,135 S * 8/2000 Isonaga D14/168
D440,957 S * 4/2001 Grinkus D14/170
D523,419 S * 6/2006 Joseph D14/214
D538,787 S * 3/2007 Tsai D14/215
D556,732 S * 12/2007 Chan D14/168

1 Claim, 6 Drawing Sheets



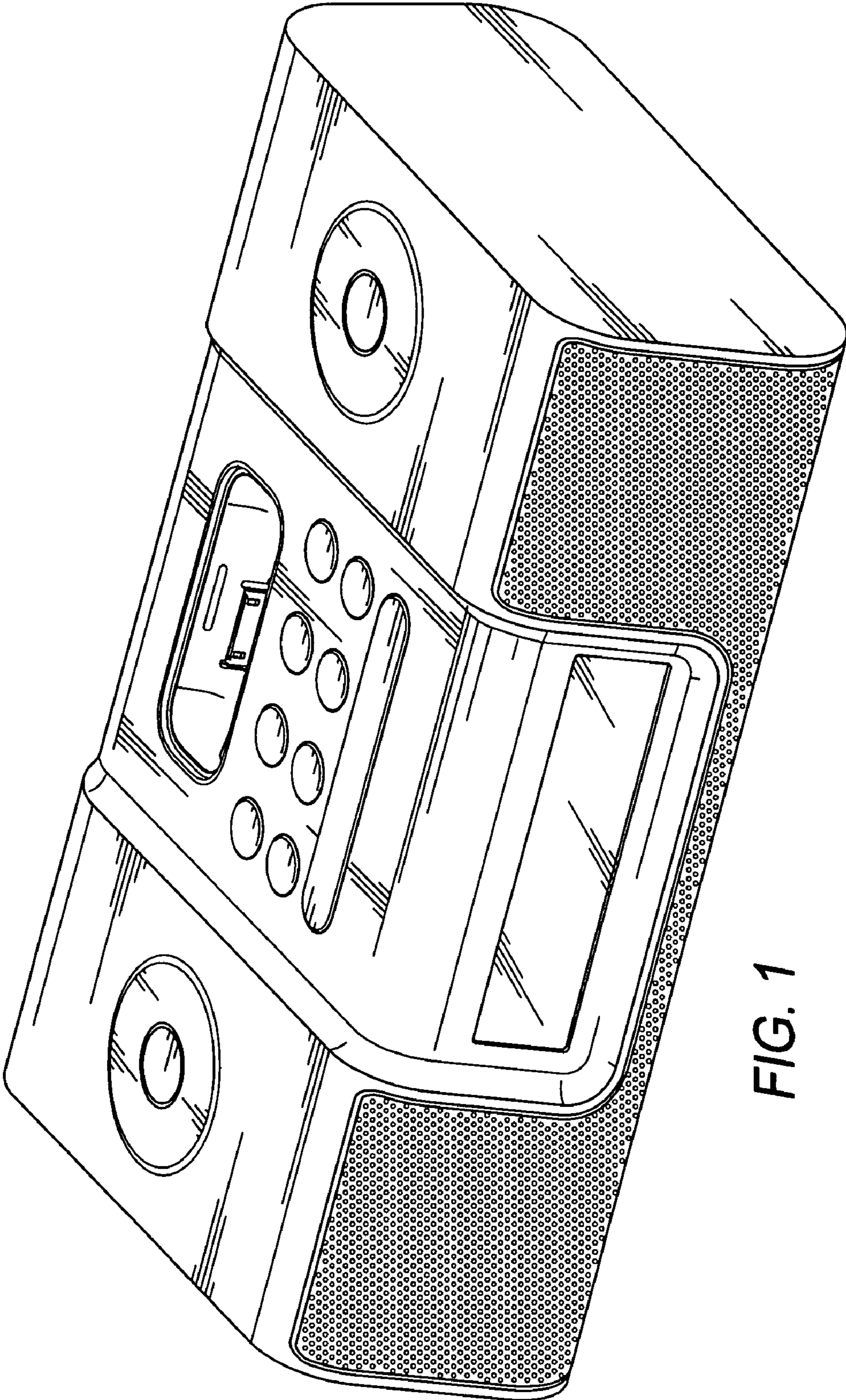


FIG. 1

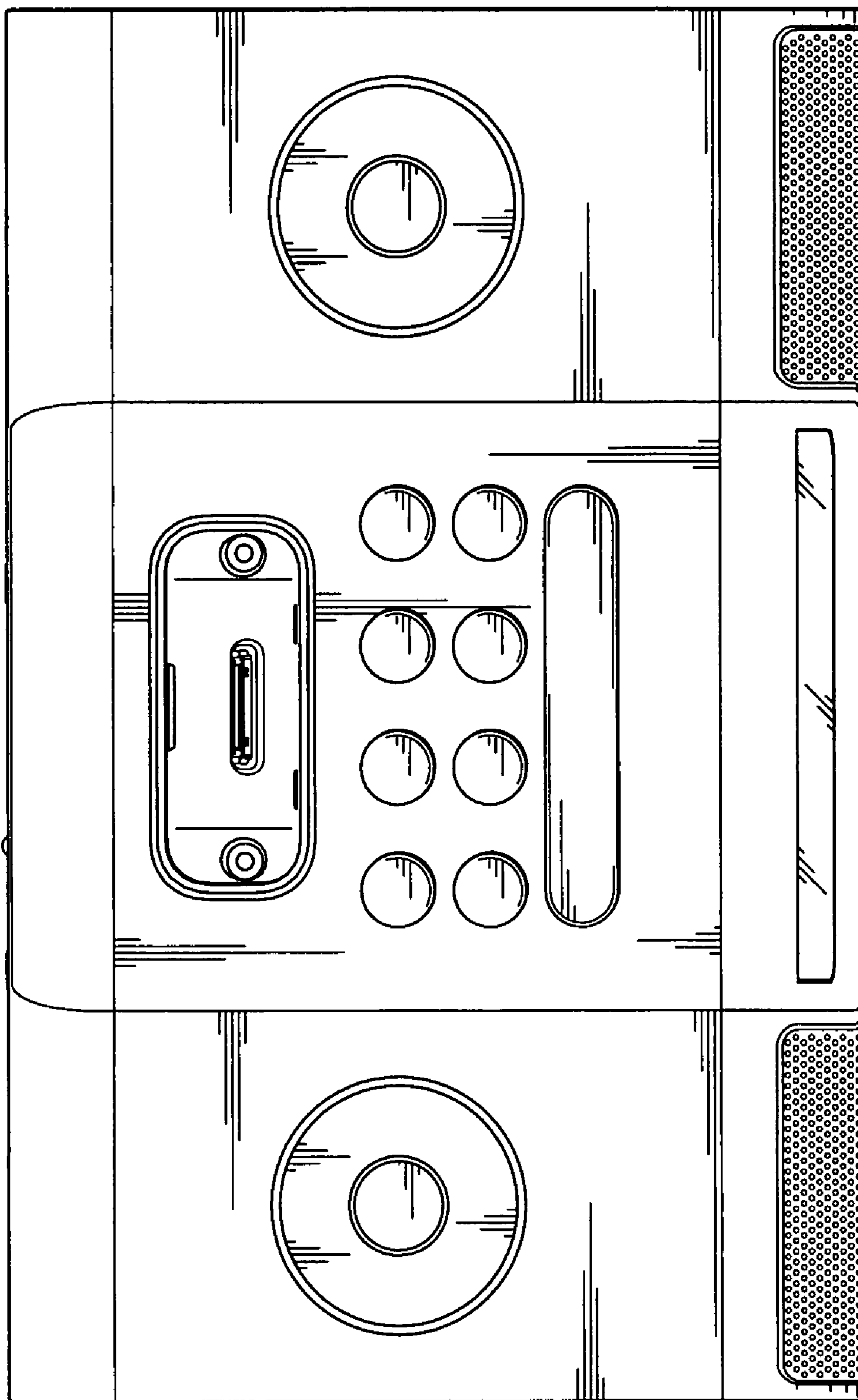


FIG. 2

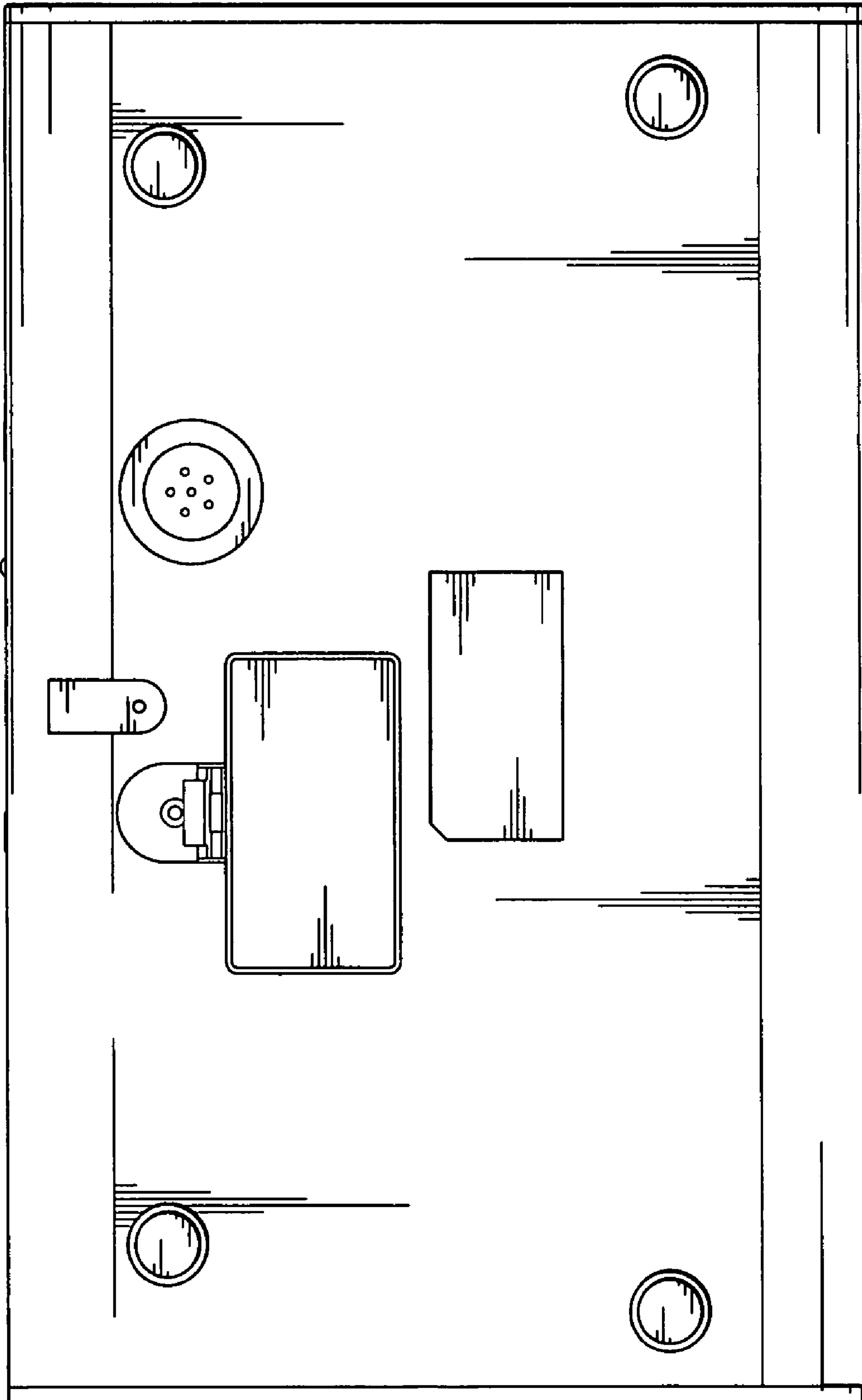


FIG. 3




FIG. 5




FIG. 4

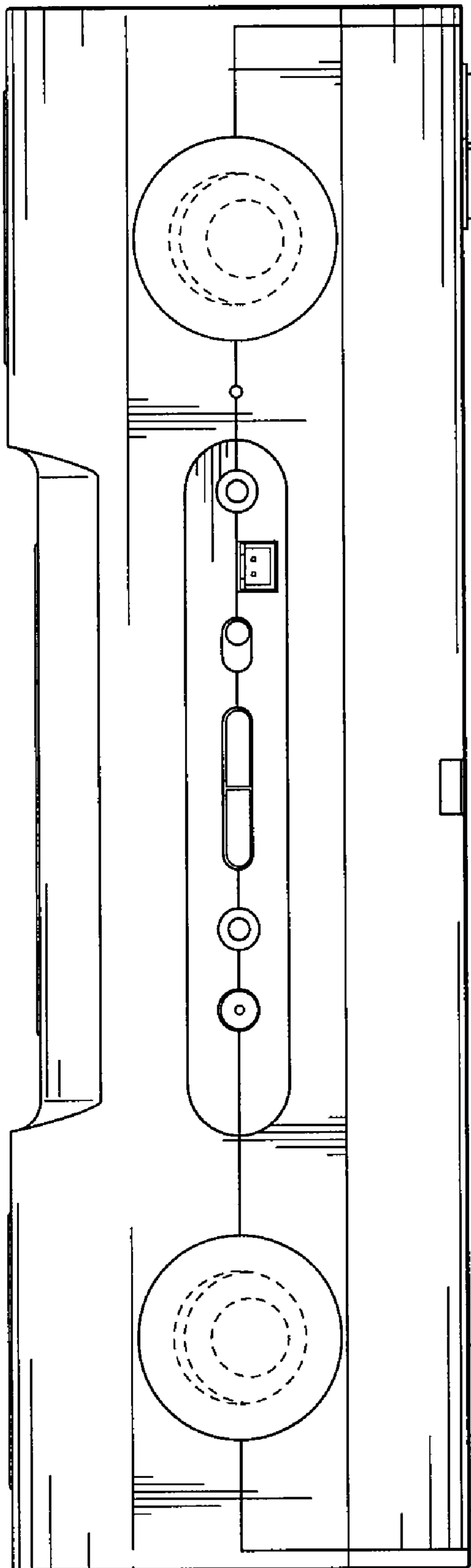


FIG. 6

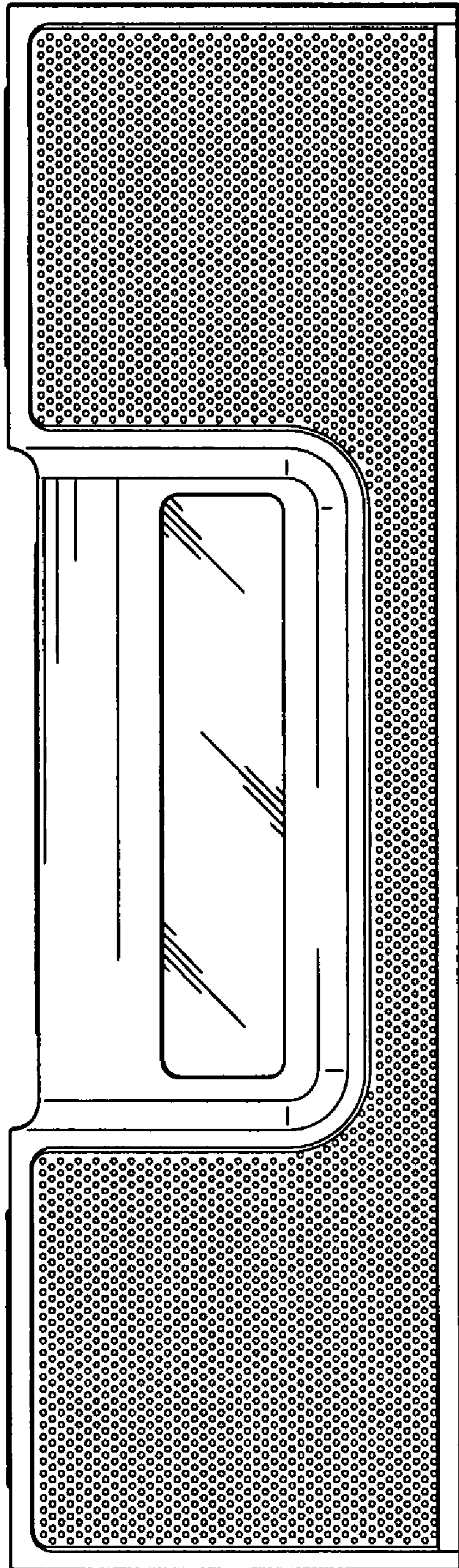


FIG. 7