



US00D583357S

(12) **United States Design Patent**
Chen

(10) **Patent No.:** **US D583,357 S**
(45) **Date of Patent:** **** Dec. 23, 2008**

(54) **PORTABLE STEREO**

(75) Inventor: **Hong-Shie Chen**, Tainan (TW)

(73) Assignee: **Yung Fu Technology Electrical Corp.**,
Tainan (TW)

(**) Term: **14 Years**

(21) Appl. No.: **29/290,920**

(22) Filed: **Jan. 30, 2008**

(51) **LOC (8) Cl.** **14-01**

(52) **U.S. Cl.** **D14/168**

(58) **Field of Classification Search** D14/162–165,
D14/168, 172, 215; 181/143–144, 147–148,
181/150–153, 157, 198–199; 381/300–306,
381/332, 333, 336, 345, 361–364, 386–388;
455/350

See application file for complete search history.

(56) **References Cited**

U.S. PATENT DOCUMENTS

D259,785 S * 7/1981 Kushida et al. D14/163
D263,221 S * 3/1982 Hisano et al. D14/163

4,388,492 A * 6/1983 Sato 381/304
D276,804 S * 12/1984 Taniguchi et al. D14/163
D345,554 S * 3/1994 Dones D14/135
D524,641 S * 7/2006 Hamilton et al. D14/168

* cited by examiner

Primary Examiner—Nanda Bondade

(74) *Attorney, Agent, or Firm*—Rosenberg, Klein & Lee

(57) **CLAIM**

The ornamental design for a portable stereo, as shown and described.

DESCRIPTION

FIG. 1 is a perspective view of a portable stereo showing my new design;

FIG. 2 is a front elevational view thereof;

FIG. 3 is a rear elevational view thereof;


FIG. 4 is a left side elevational view thereof;

FIG. 5 is a right side elevational view thereof;

FIG. 6 is a top plan view thereof; and,

FIG. 7 is a bottom plan view thereof.

1 Claim, 4 Drawing Sheets






FIG. 1




FIG. 2

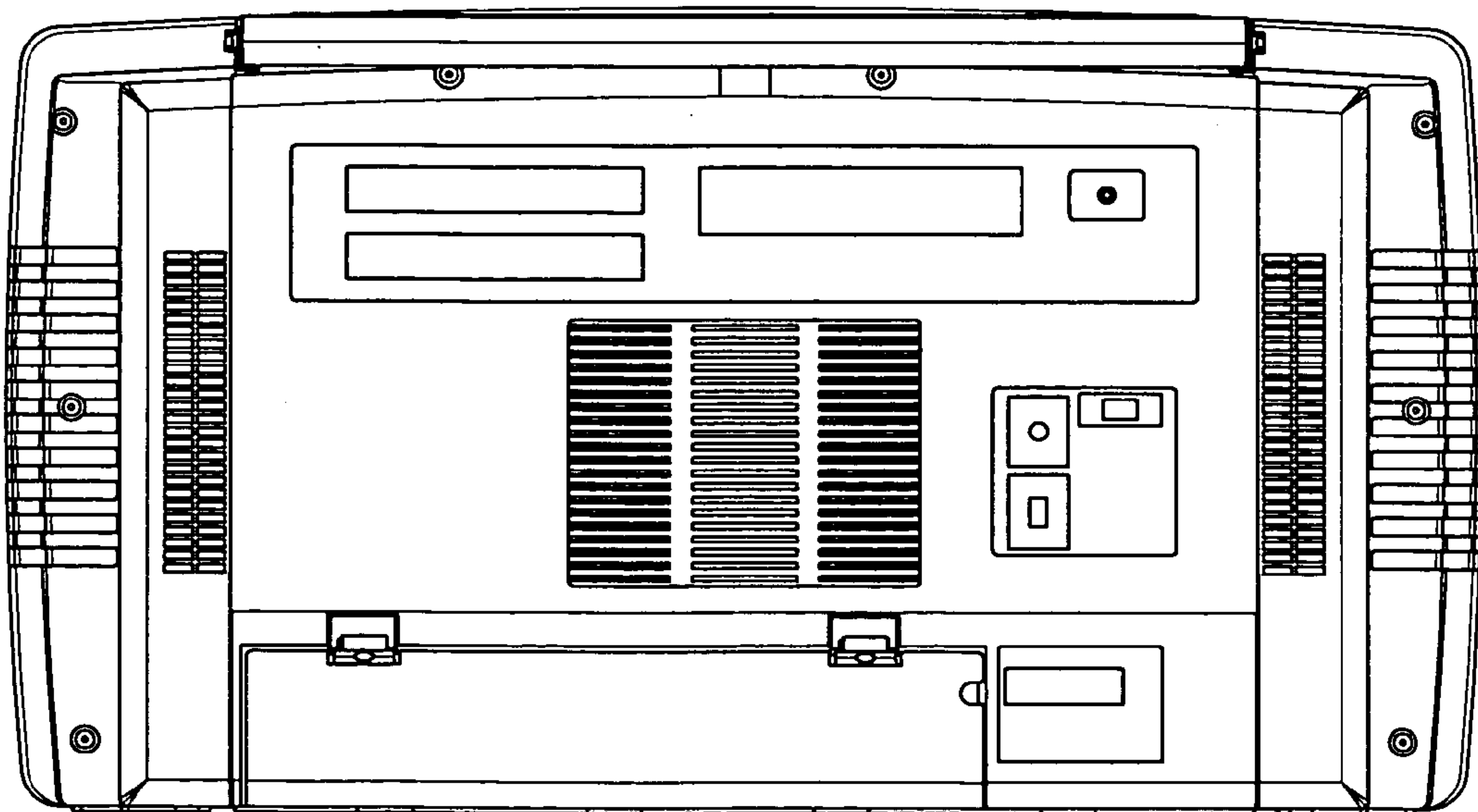


FIG. 3

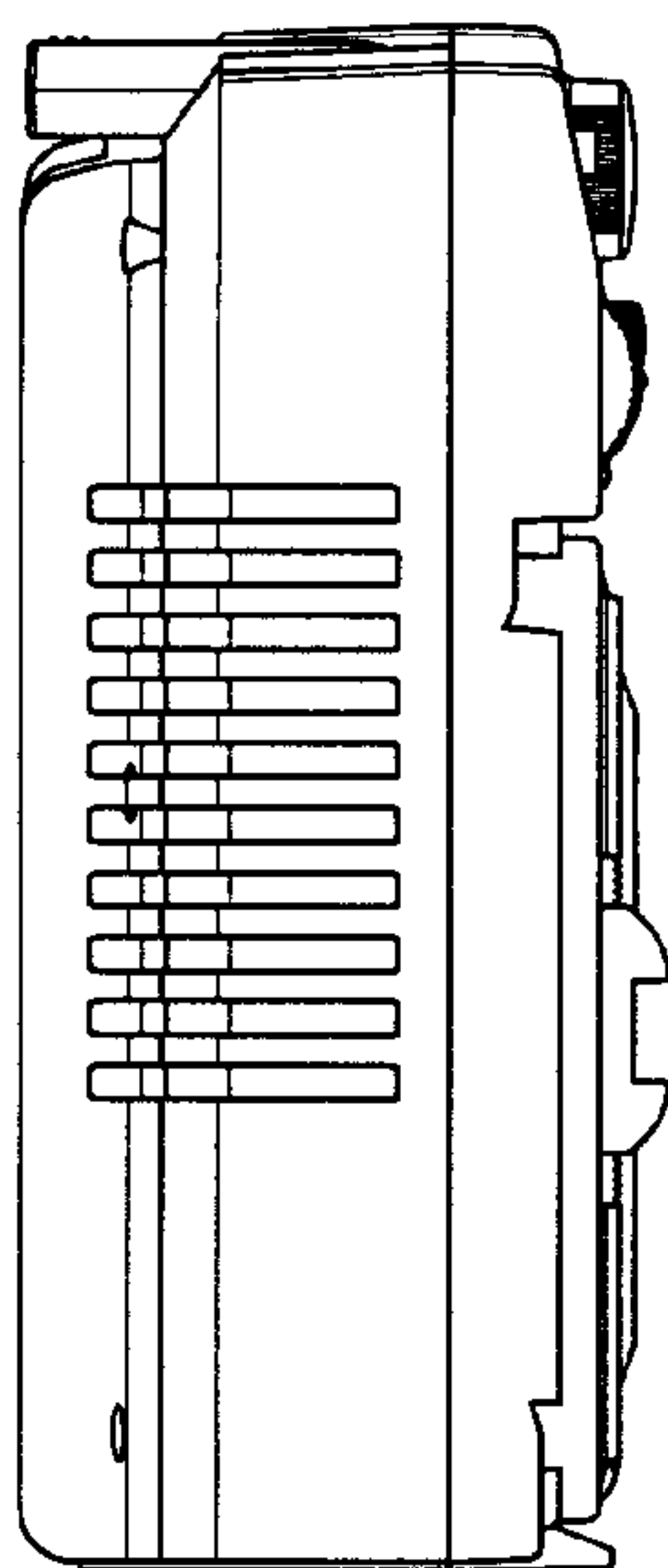


FIG. 4

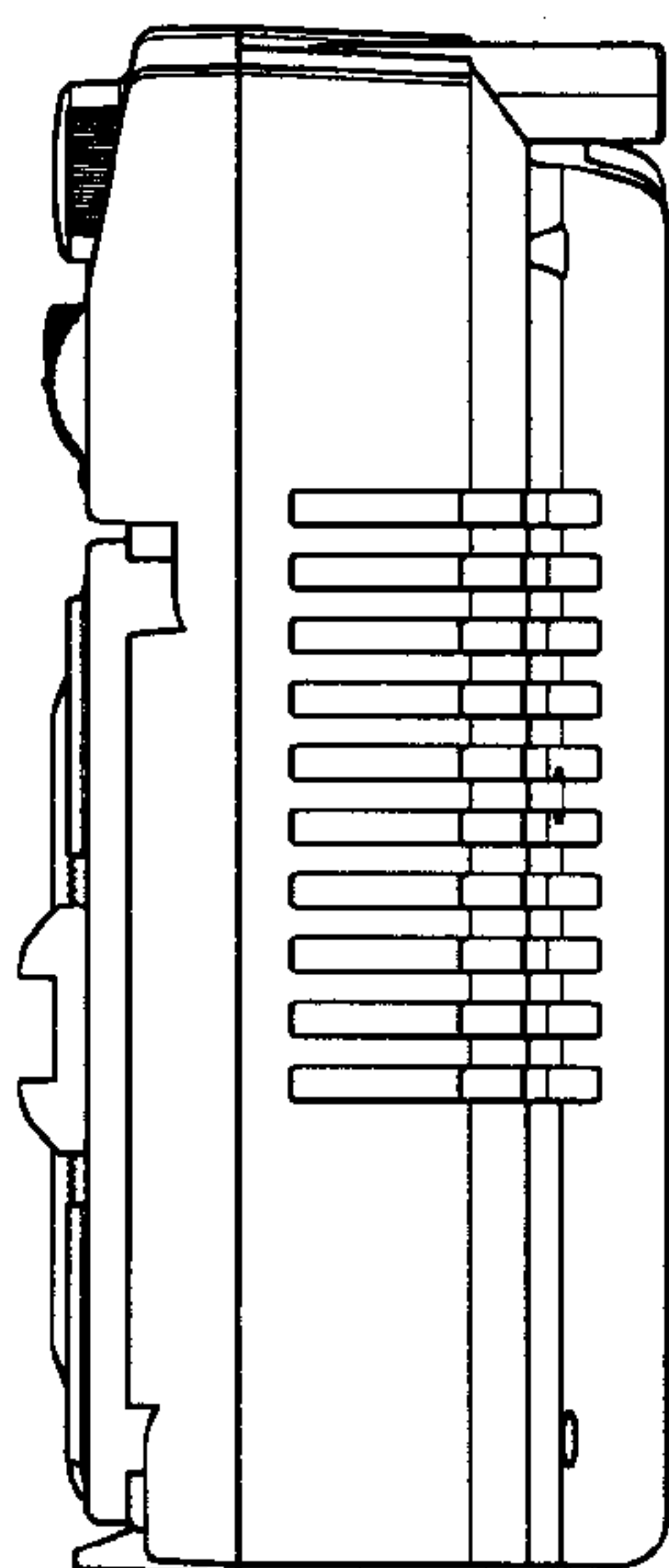


FIG. 5

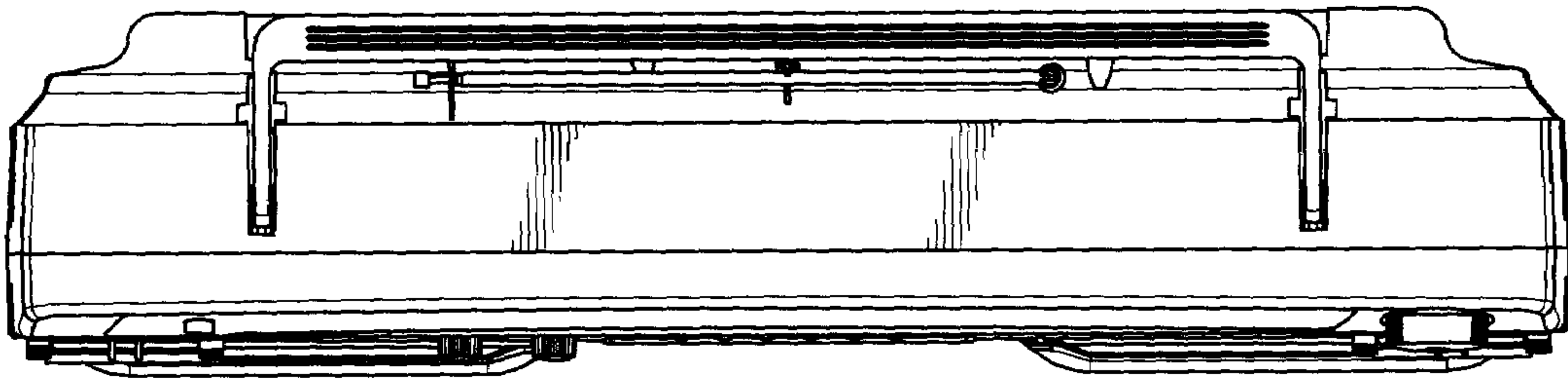


FIG. 6

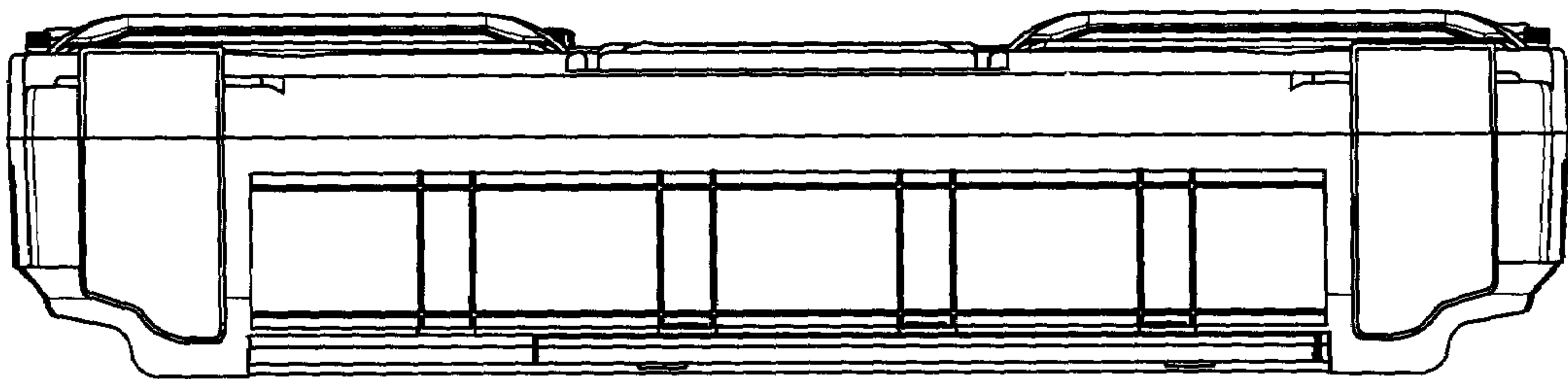


FIG. 7