



US00D583349S

(12) **United States Design Patent**
Lee et al.

(10) **Patent No.:** **US D583,349 S**
(45) **Date of Patent:** **** Dec. 23, 2008**

(54) **COMMUNICATION DEVICE**

(75) Inventors: **Sang Soo Lee**, Gyeonggi-do (KR); **Cho Bum Gyu**, Seoul (KR); **Soongul (Andrew) Kwon**, Seoul (KR)

(73) Assignee: **Motorola, Inc.**, Schaumburg, IL (US)

(**) Term: **14 Years**

(21) Appl. No.: **29/303,495**

(22) Filed: **Feb. 11, 2008**

Related U.S. Application Data

(63) Continuation-in-part of application No. 29/279,315, filed on Apr. 26, 2007, now Pat. No. Des. 562,301.

(51) **LOC (8) Cl.** **14-03**

(52) **U.S. Cl.** **D14/138**

(58) **Field of Classification Search** D14/137-138, D14/147-148, 156, 218, 247-248, 341-347, D14/390, 399, 455-456, 496; D16/208; D21/329, 331, 333, 517; 348/14.01-14.02; 361/814; 379/433.01-433.13; 455/90.3, 455/556.1-556.2, 566, 575.1, 575.3, 575.4; D13/164, 168; 439/165; 343/702

See application file for complete search history.

(56) **References Cited**

U.S. PATENT DOCUMENTS

D470,467 S *	2/2003	Maruska et al.	D14/138
D479,514 S *	9/2003	Chan	D14/138
D480,057 S *	9/2003	Ho-Cheun et al.	D14/138
D524,274 S *	7/2006	Choi et al.	D14/138
D524,275 S *	7/2006	Shin	D14/138
D537,804 S *	3/2007	Park et al.	D14/138
D541,247 S *	4/2007	Lee et al.	D14/138

D542,765 S *	5/2007	Cho et al.	D14/138
D543,531 S *	5/2007	Lee	D14/138
D546,800 S *	7/2007	Lee	D14/138
D562,301 S *	2/2008	Lee et al.	D14/138
D573,970 S *	7/2008	Park	D14/138
2004/0204060 A1 *	10/2004	Makinouchi et al.	455/556.1

OTHER PUBLICATIONS

Motorola C168, announced 3Q 2005, <URL:http://www.gsmarena.com/motorola_c168-pictures-1305.php>, retrieved from internet Aug. 12, 2008.*

Sharp GX17, announced 1Q 2005, <URL:http://www.gsmarena.com/sharp_gx17-pictures-1246.php>, retrieved from internet Aug. 12, 2008 7:23:30 PM.*

VK Mobile VK5000, announced Mar. 2006, <URL:http://www.gsmarena.com/vk_mobile_vk5000-pictures-1513.php>, retrieved from internet Aug. 12, 2008 7:27:05 PM.*

* cited by examiner

Primary Examiner—Jeffrey D Asch

Assistant Examiner—Carla Jobe Wright

(74) *Attorney, Agent, or Firm*—Hisashi D. Watanabe

(57) **CLAIM**

The ornamental design for a communication device, as shown.

DESCRIPTION

FIG. 1 is a perspective view of a communication device;

FIG. 2 is a front view thereof;

FIG. 3 is a rear view thereof;


FIG. 4 is a first side view thereof;

FIG. 5 is a second side view thereof;

FIG. 6 is a top view thereof; and,

FIG. 7 is a bottom view thereof.

1 Claim, 4 Drawing Sheets






FIG. 1




FIG. 2

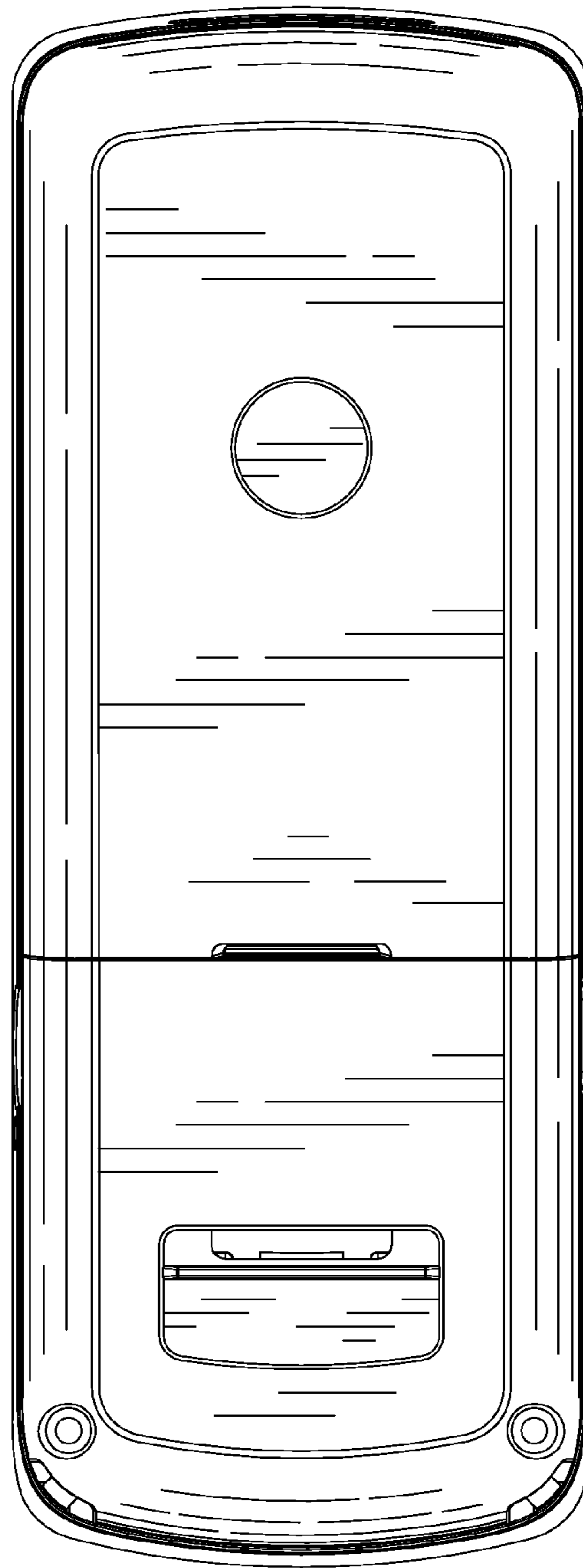


FIG. 3

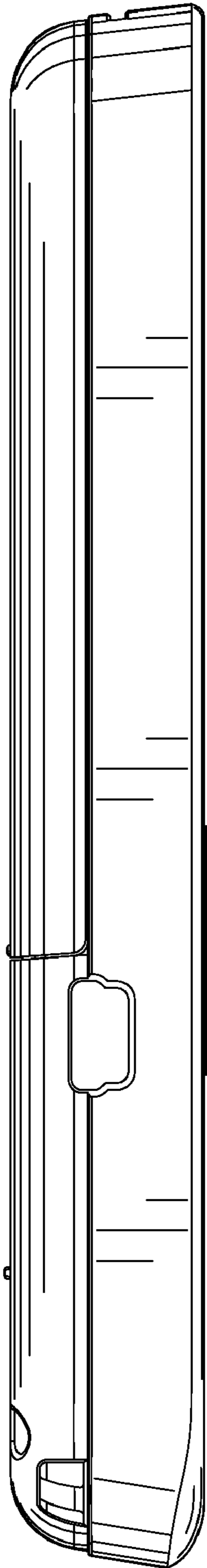


FIG. 4

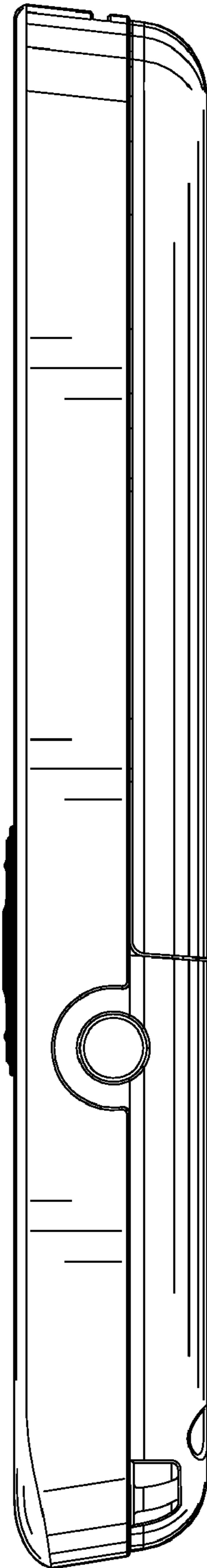


FIG. 5



FIG. 6




FIG. 7