



US00D583339S

(12) **United States Design Patent**
Hwang et al.

(10) **Patent No.:** **US D583,339 S**
(45) **Date of Patent:** **** Dec. 23, 2008**

(54) **TELEVISION**

D562,788 S * 2/2008 Asanuma et al. D14/126
D565,519 S * 4/2008 Kuramashi et al. D14/126
D566,068 S * 4/2008 Shimizu et al. D14/126

(75) Inventors: **Bo Deung Hwang**, Seoul (KR); **Hyun Jung Cho**, Seoul (KR)

(73) Assignee: **LG Electronics Inc.**, Seoul (KR)

(**) Term: **14 Years**

* cited by examiner

(21) Appl. No.: **29/292,868**

Primary Examiner—Raphael Barkai
(74) *Attorney, Agent, or Firm*—Morgan Lewis & Bockius LLP

(22) Filed: **Oct. 31, 2007**

(30) **Foreign Application Priority Data**

(57) **CLAIM**

Jun. 19, 2007 (KR) 30-2007-0026308

The ornamental design for a television, as shown and described.

(51) **LOC (8) Cl.** **14-03**

(52) **U.S. Cl.** **D14/126**

(58) **Field of Classification Search** D14/125–134,
D14/239, 371, 136, 374–377, 440, 450, 448,
D14/336, 342; 312/7.2; 348/836, 838, 180,
348/184, 325, 739; 341/12; 248/917–924,
248/465; 345/104, 133, 156, 168, 87, 173;
720/605, 669, 600, 655; 369/99, 197; D21/329,
D21/515, 577, 622, 333, 433, 448, 452, 450,
D21/331; D6/477, 479; 273/148 B; 446/484,
446/175, 356; D10/15, 26

DESCRIPTION

See application file for complete search history.

FIG. 1 is a front, right perspective of the television showing my new design;
FIG. 2 is a front view thereof;
FIG. 3 is a rear view thereof;
FIG. 4 is a left side view thereof,
FIG. 5 is a right side view thereof,
FIG. 6 is a top plan view thereof; and,
FIG. 7 is a bottom plan view thereof.

(56) **References Cited**

U.S. PATENT DOCUMENTS

D561,130 S * 2/2008 Won et al. D14/126

1 Claim, 6 Drawing Sheets




FIG. 1




FIG 2

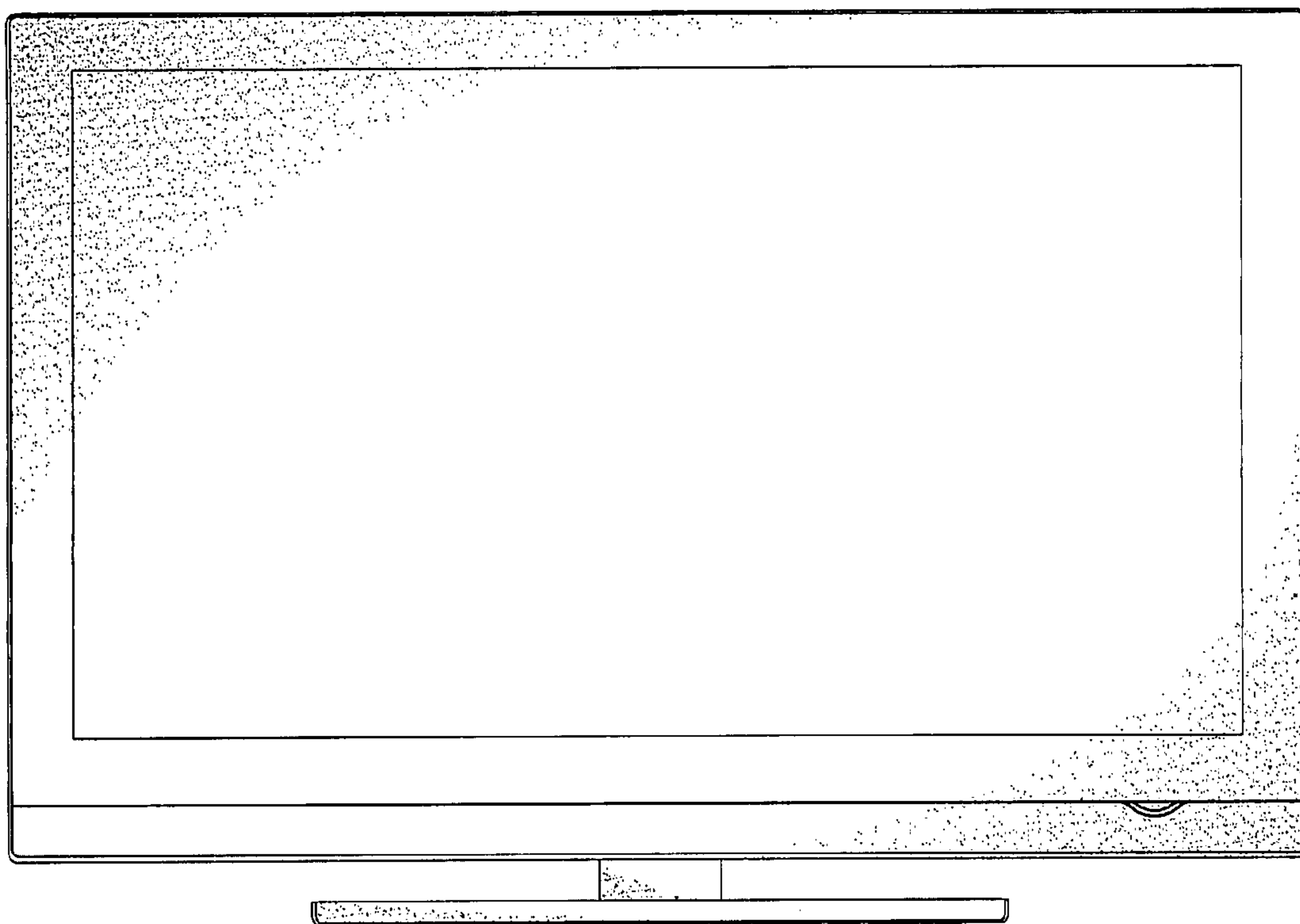


FIG. 3

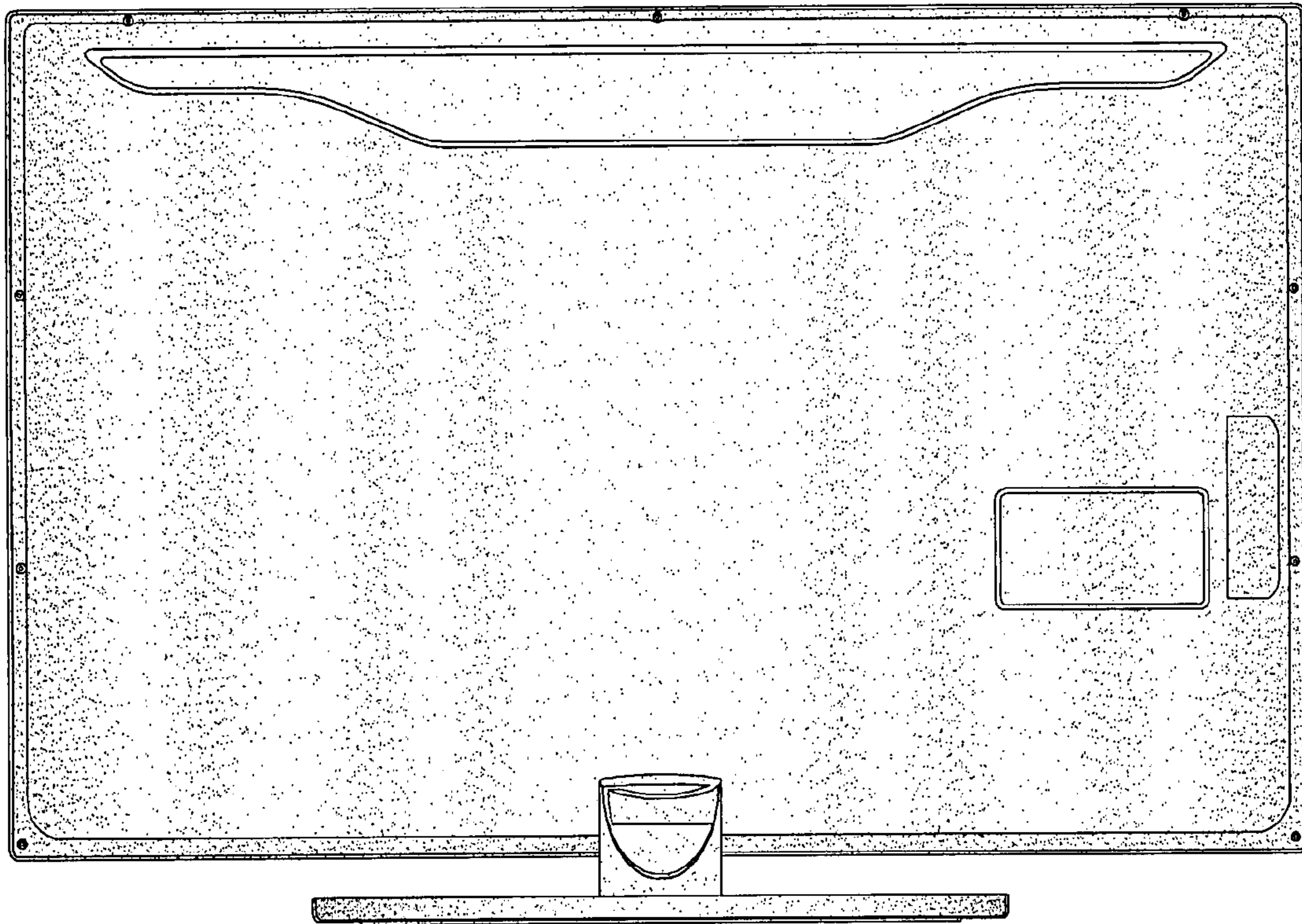


FIG. 4

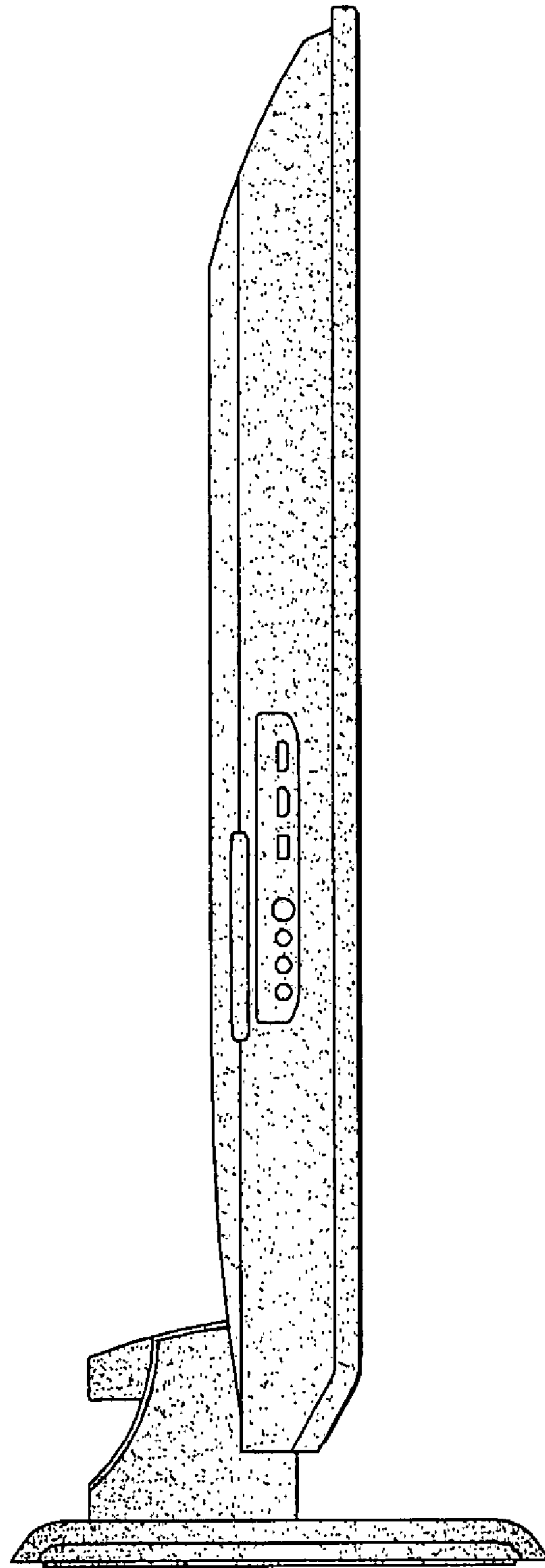


FIG. 5

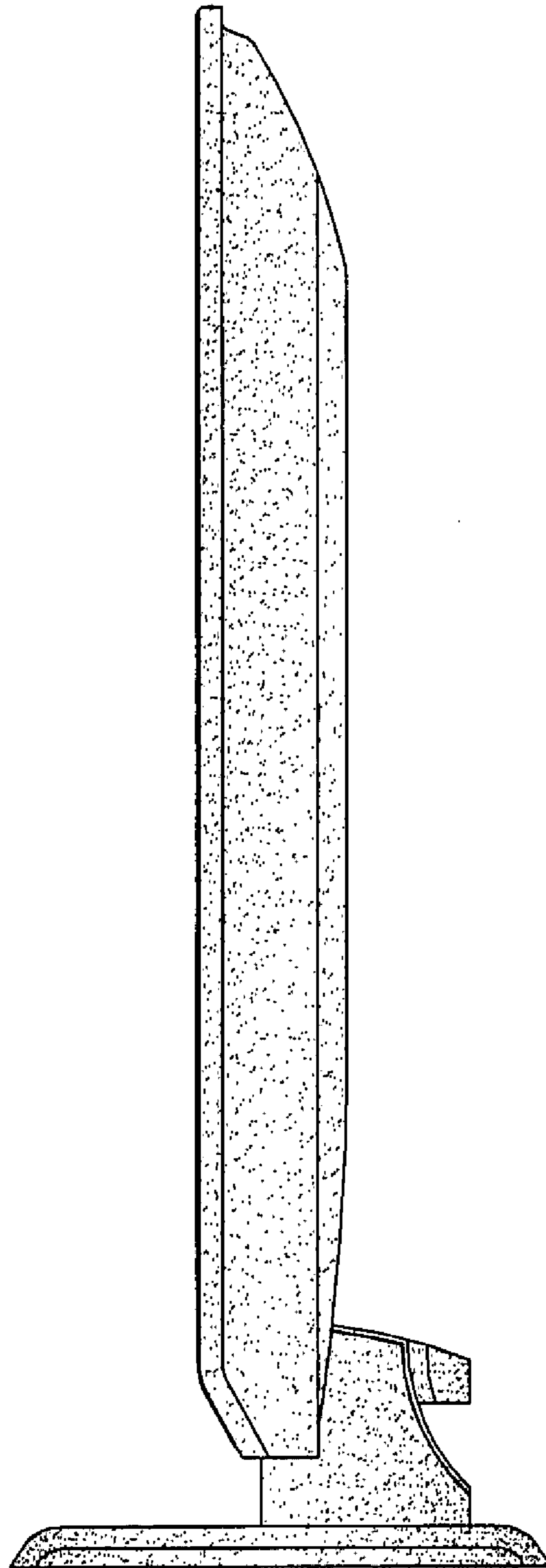


FIG. 6

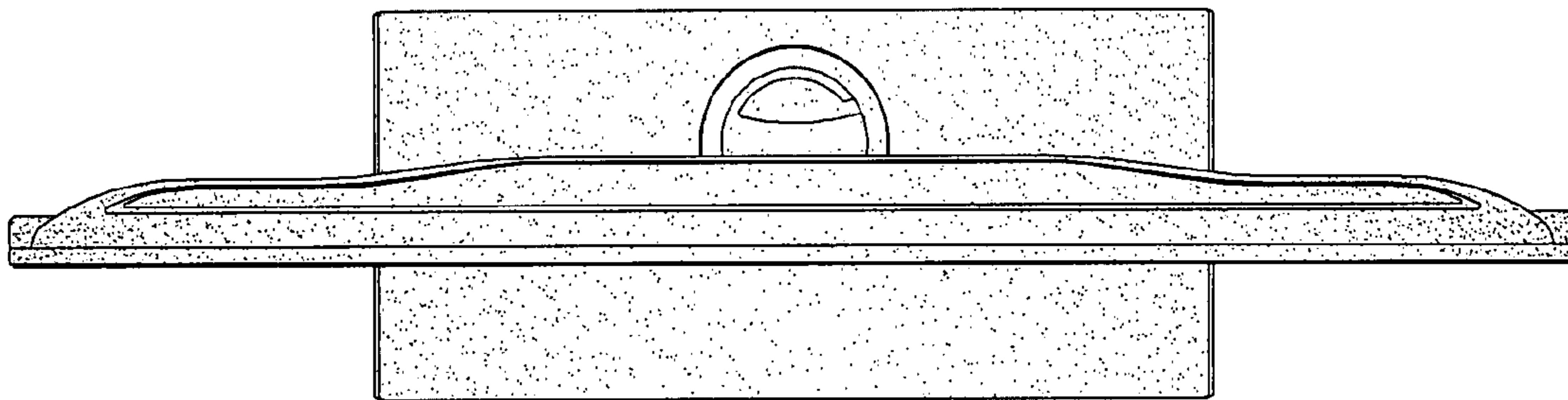


FIG. 7

