



US00D583321S

(12) **United States Design Patent**
Miyamoto et al.

(10) **Patent No.:** **US D583,321 S**

(45) **Date of Patent:** **** Dec. 23, 2008**

(54) **TUNER**

(75) Inventors: **Shozo Miyamoto**, Katagami (JP);
Makoto Abe, Katagami (JP)

(73) Assignee: **Mitsumi Electric Co., Ltd**, Tokyo (JP)

(**) Term: **14 Years**

(21) Appl. No.: **29/282,210**

(22) Filed: **Jul. 13, 2007**

(30) **Foreign Application Priority Data**

Jan. 15, 2007 (JP) 2007-000475

(51) **LOC (8) Cl.** **13-03**

(52) **U.S. Cl.** **D13/133**

(58) **Field of Classification Search** D13/133,
D13/146-147, 149, 154, 184; 439/64, 72-74,
439/79, 246, 259, 278, 607-610, 862, 891,
439/894

See application file for complete search history.

(56) **References Cited**

U.S. PATENT DOCUMENTS

- 3,909,726 A * 9/1975 Dobrovolny et al. 455/150.1
- D439,569 S * 3/2001 Kita D14/125
- D490,080 S * 5/2004 Alviar et al. D14/433
- D497,350 S * 10/2004 Ichitsubo et al. D13/184
- D509,191 S * 9/2005 Hu et al. D13/147
- D518,815 S * 4/2006 Otani D14/188
- 7,034,629 B2 * 4/2006 Tsironis 333/17.3
- D533,508 S * 12/2006 Suzuki et al. D13/147
- D535,306 S * 1/2007 Tokioka D14/496

- 7,245,796 B2 * 7/2007 Ouchi 385/14
- D573,553 S * 7/2008 Uemoto et al. D13/180
- 2004/0263292 A1 * 12/2004 Iwai 334/89
- 2005/0118877 A1 * 6/2005 Hu et al. 439/630
- 2005/0130498 A1 * 6/2005 Fan 439/630

FOREIGN PATENT DOCUMENTS

- JP D1094983 S 12/2000
- JP D1159770 S 12/2002

* cited by examiner

Primary Examiner—Daniel D Bui

Assistant Examiner—Thomas J Johannes

(74) *Attorney, Agent, or Firm*—Sughrue Mion, PLLC

(57) **CLAIM**

The ornamental design for a tuner, as shown and described.

DESCRIPTION

FIG. 1 is a perspective view of the top, front and right side of a tuner showing our new design;

FIG. 2 is a front elevational view thereof;

FIG. 3 is a rear elevational view thereof;

FIG. 4 is a right side elevational view thereof;

FIG. 5 is a left side elevational view thereof;

FIG. 6 is a top plan view thereof;

FIG. 7 is a bottom plan view thereof; and,

FIG. 8 is a perspective view of the bottom, rear and left side thereof.

The portions shown in broken lines are for illustrative purposes only and form no part of the claimed design.

1 Claim, 4 Drawing Sheets

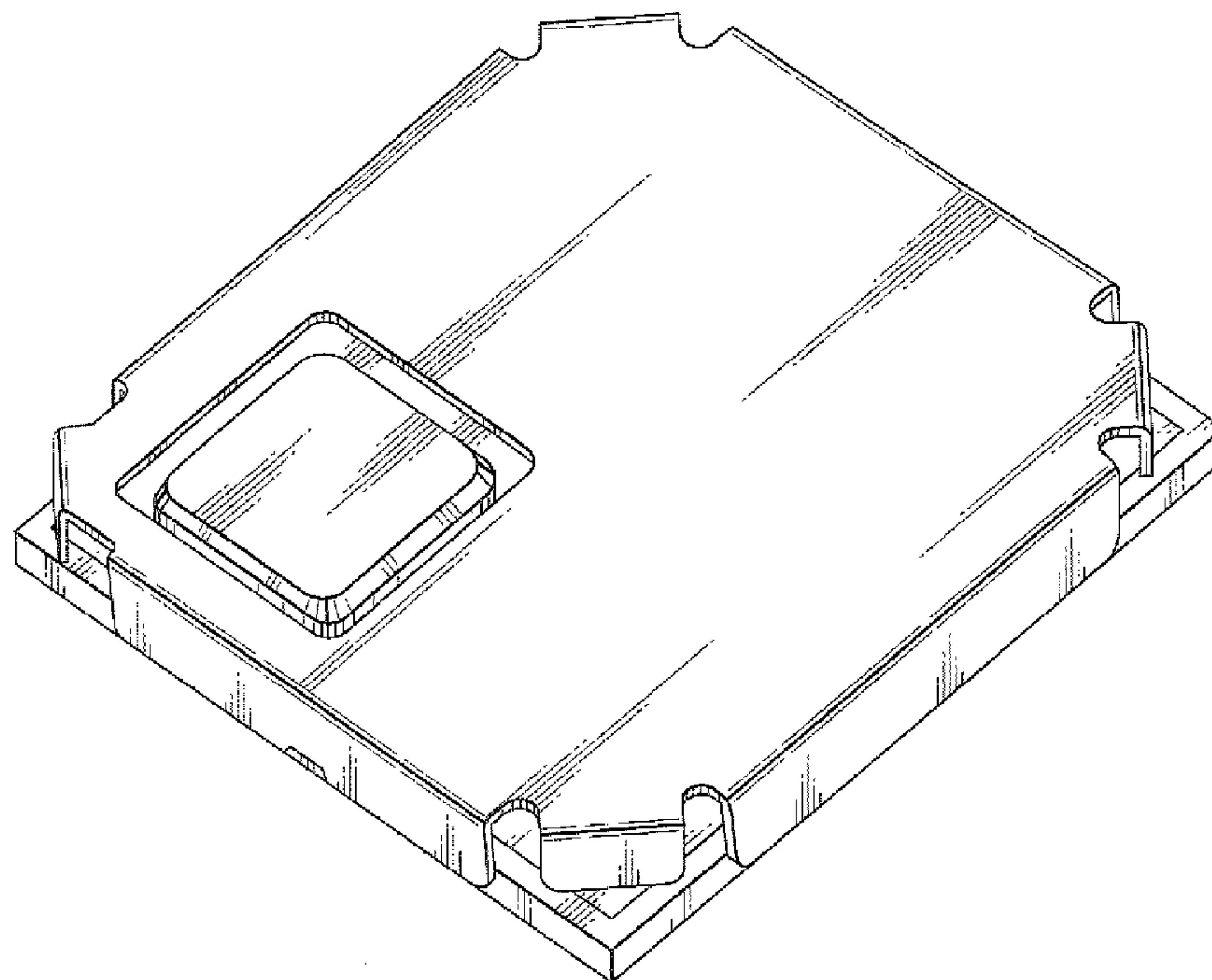


FIG.1

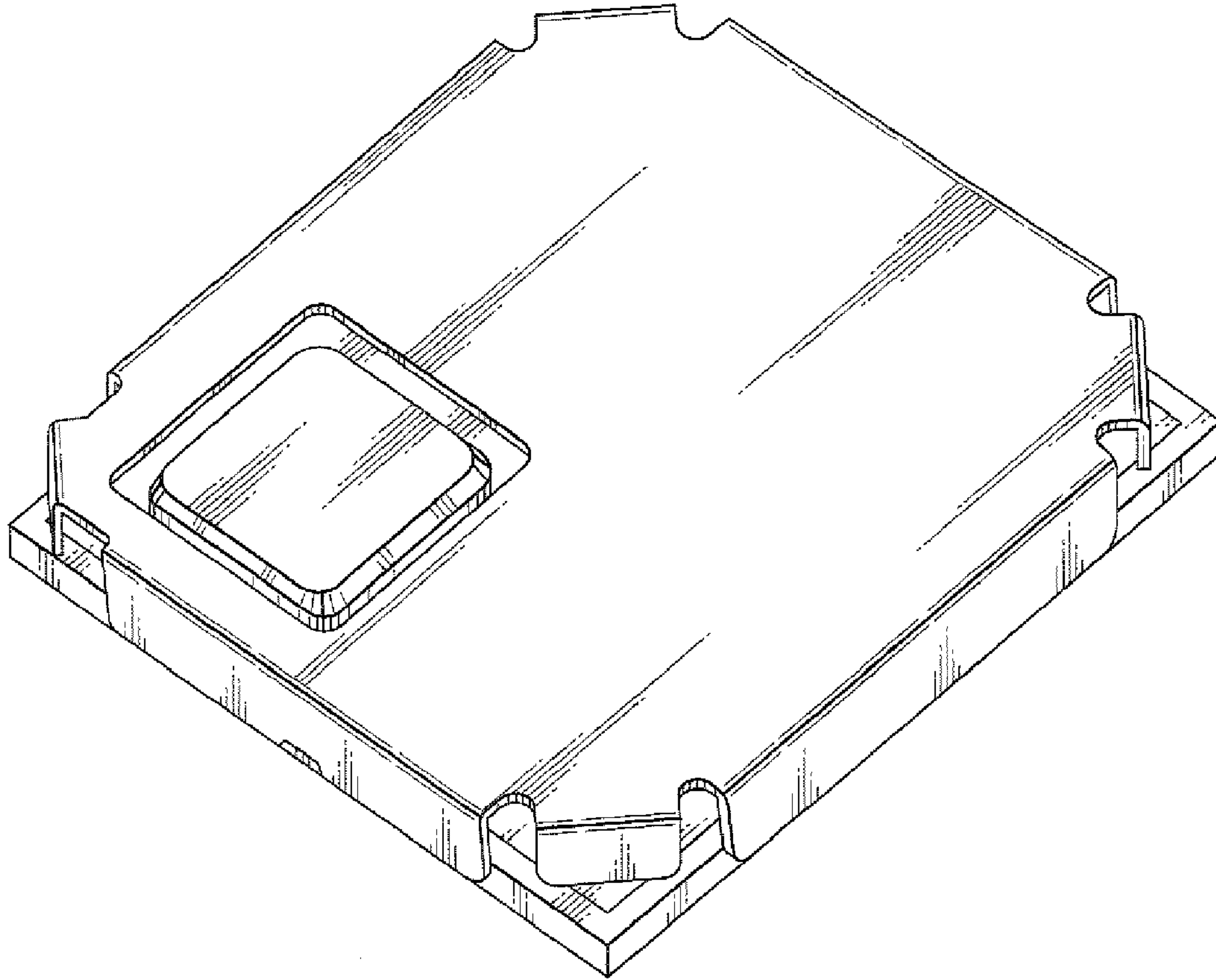


FIG.2




FIG.3




FIG.4




FIG.5

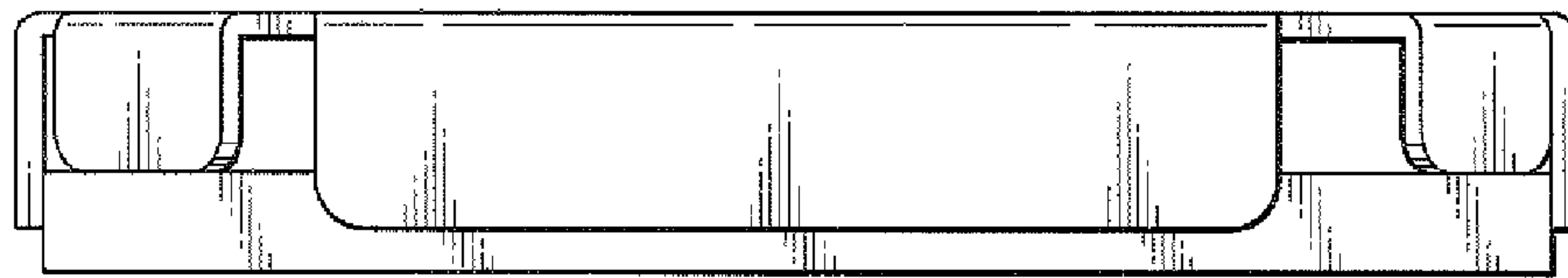


FIG.6

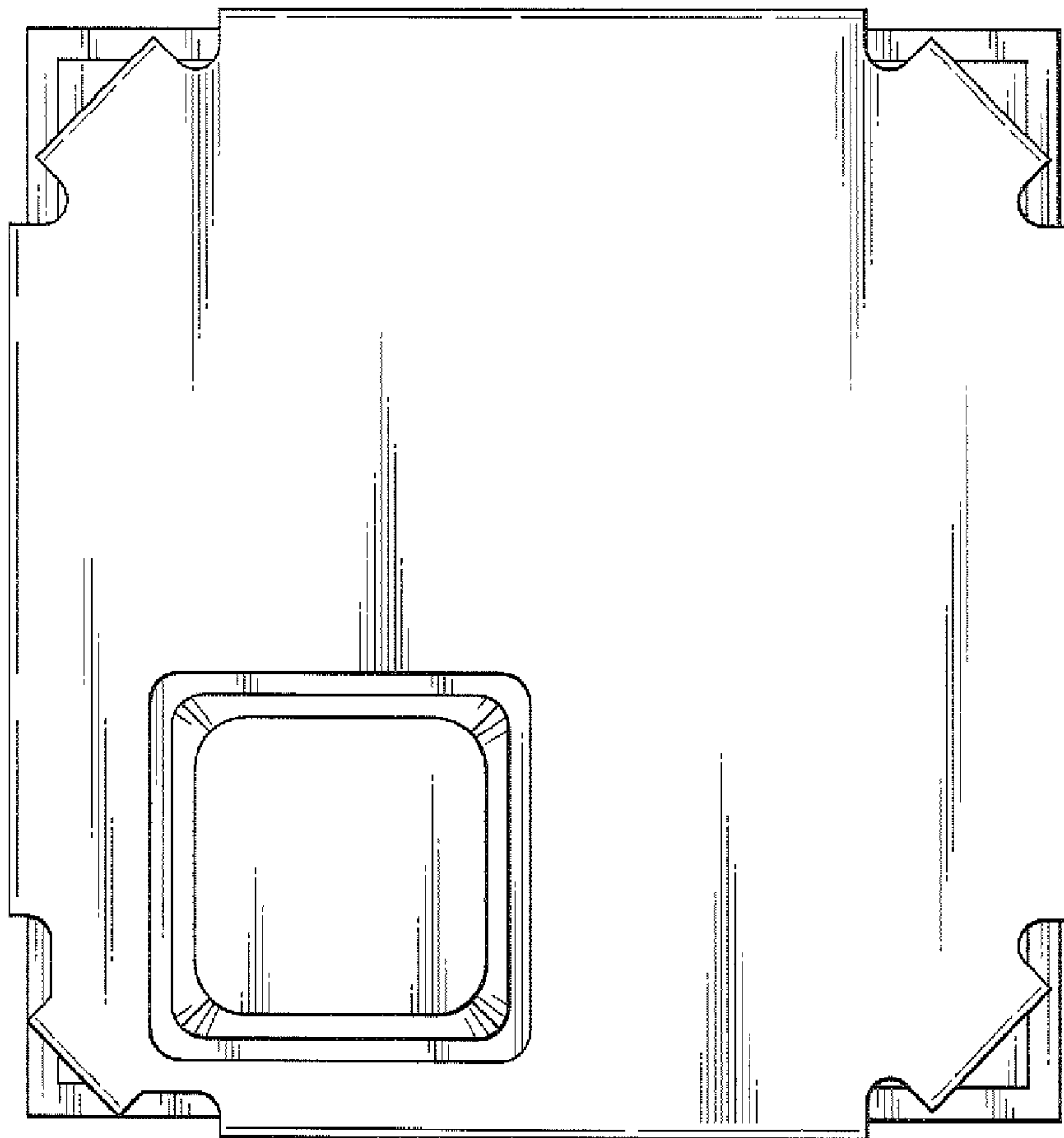


FIG. 7

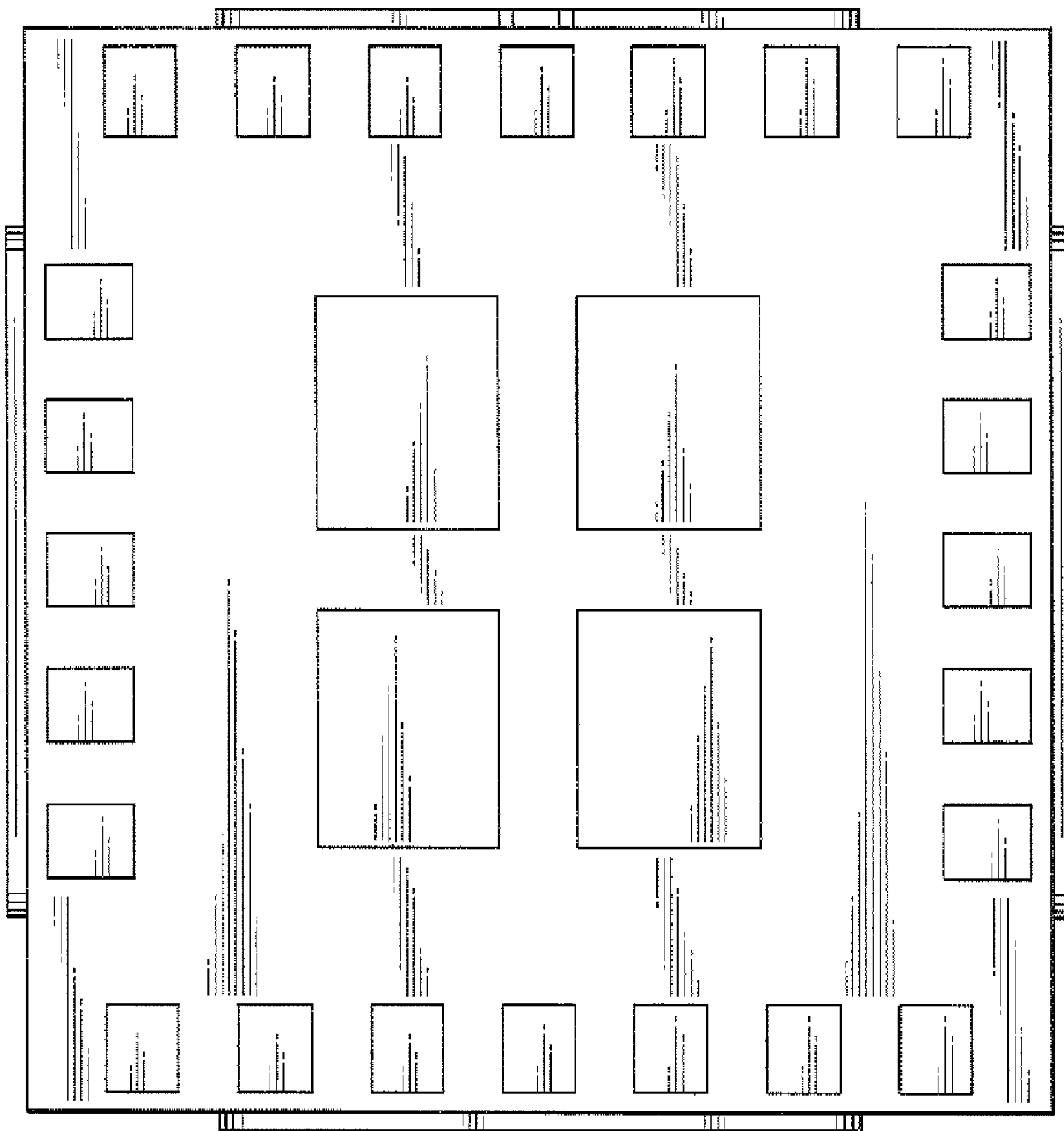


FIG.8

