



US00D583303S

(12) **United States Design Patent**  
**Sueishi**

(10) **Patent No.:** **US D583,303 S**  
(45) **Date of Patent:** **\*\* Dec. 23, 2008**

(54) **TIRE FOR MOTORCYCLE**

(75) Inventor: **Makoto Sueishi, Itami (JP)**

(73) Assignee: **The Goodyear Tire & Rubber Company, Akron, OH (US)**

(\*\*) Term: **14 Years**

(21) Appl. No.: **29/321,010**

(22) Filed: **Jul. 9, 2008**

(30) **Foreign Application Priority Data**

Feb. 19, 2008 (JP) ..... 2008-003580

(51) **LOC (8) Cl.** ..... **12-15**

(52) **U.S. Cl.** ..... **D12/536**

(58) **Field of Classification Search** ..... D12/533-537,  
D12/544, 569-579; 152/209.1, 209.8-209.13,  
152/209.28, 455

See application file for complete search history.

(56) **References Cited**

**U.S. PATENT DOCUMENTS**

D284,648 S *	7/1986	Babl et al. ....	D12/536
D292,077 S	9/1987	Funahara .....	D12/140
D301,851 S	6/1989	Tomoda .....	D12/140
D332,766 S	1/1993	Marui .....	D12/136
D332,931 S *	2/1993	Marui .....	D12/536
D355,150 S *	2/1995	Detzner et al. ....	D12/536
D392,225 S	3/1998	Lo .....	D12/140
D415,077 S *	10/1999	Tsai-Jen .....	D12/536
D419,497 S	1/2000	Toyozawa .....	D12/140
D419,925 S	2/2000	Toyozawa .....	D12/140
D422,540 S	4/2000	Lo .....	D12/140
D457,485 S	5/2002	Matsumura .....	D12/571
D466,474 S	12/2002	Lo .....	D12/571
D466,861 S	12/2002	Lo .....	D12/571

D505,655 S *	5/2005	Rossignaud .....	D12/536
D521,925 S	5/2006	Matsumura et al. ....	D12/536
D521,926 S	5/2006	Matsumura et al. ....	D12/536

\* cited by examiner

*Primary Examiner*—Stacia Cadmus

(74) *Attorney, Agent, or Firm*—Richard B. O’Planick

(57) **CLAIM**

The ornamental design for a tire for motorcycle, as shown and described.

**DESCRIPTION**

FIG. 1 is a perspective view of a tire for motorcycle showing my new design, it being understood that the pattern repeats uniformly throughout the circumference of the tread;

FIG. 2 is a front elevational view thereof;

FIG. 3 is a right side elevational view thereof; the other side being a mirror image thereof;

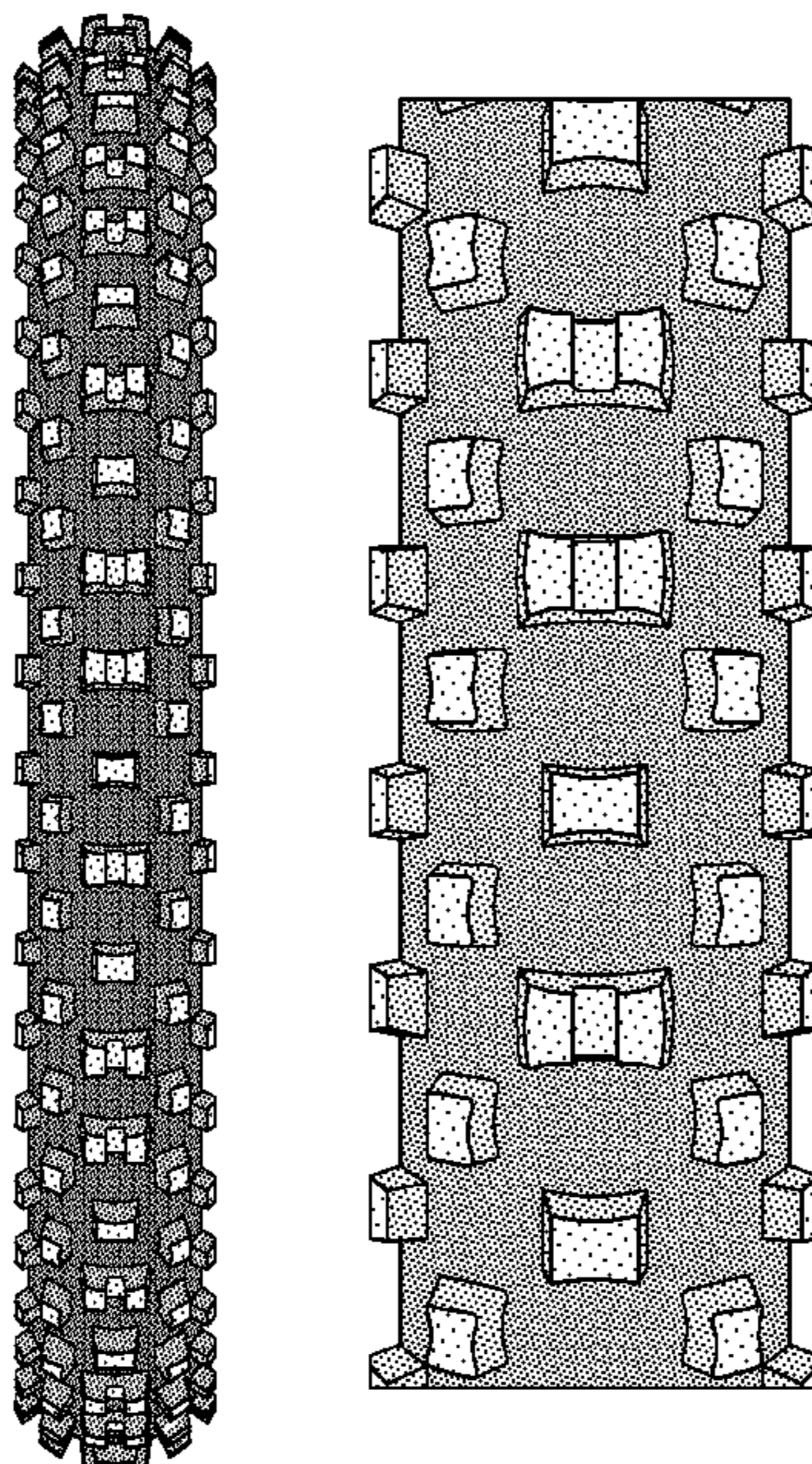
FIG. 4 is an enlarged fragmentary front elevational view thereof;

FIG. 5 is a perspective view of a second embodiment of a tire for motorcycle showing my new design, it being understood that the pattern repeats uniformly throughout the circumference of the tread and that the opposite side perspective view is a mirror image thereof; and,

FIG. 6 is a front elevational view of a second embodiment, it being understood that an enlarged fragmentary view thereof would be substantially identical to that shown in FIG. 4, with the exception of the inclusion of the sidewall in solid lines.

In the drawings, the broken lines defining the sidewall, inner bead and the peripheral boundary between the claimed tire tread and the unclaimed sidewall depict environmental subject matter that forms no part of the claimed design.

**1 Claim, 6 Drawing Sheets**



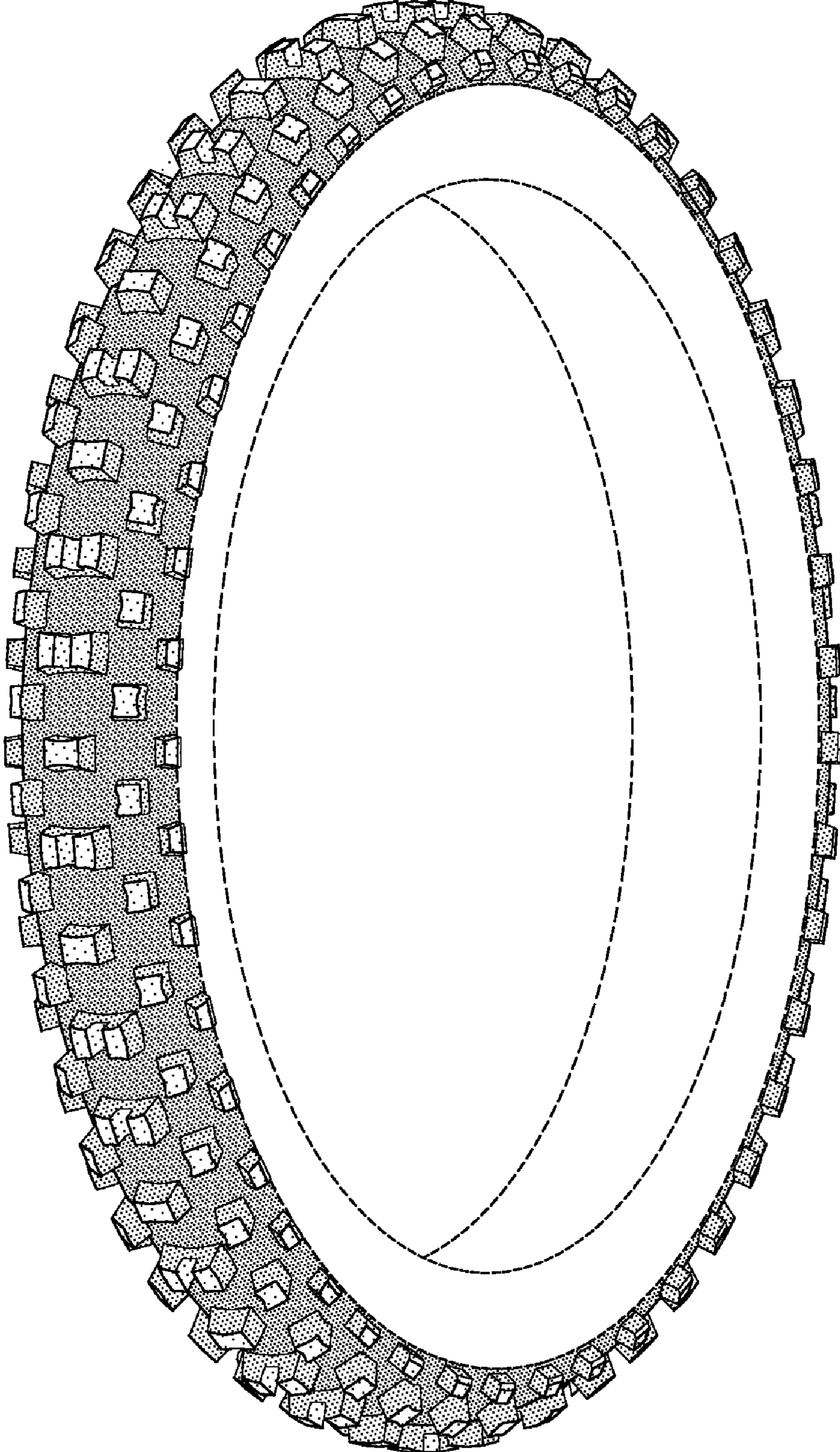


FIG-1

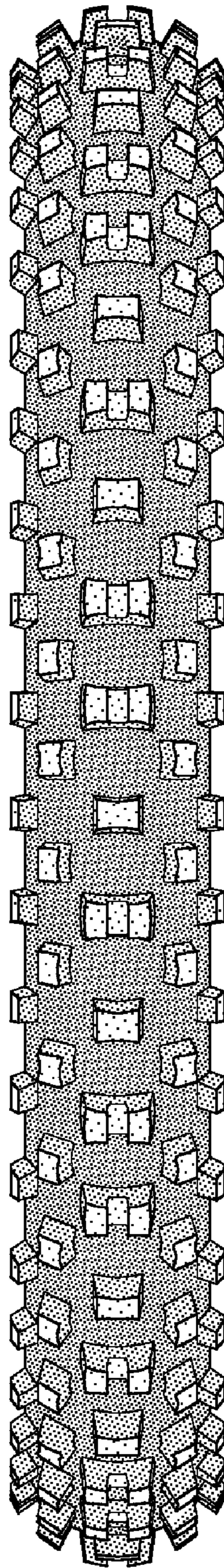


FIG-2

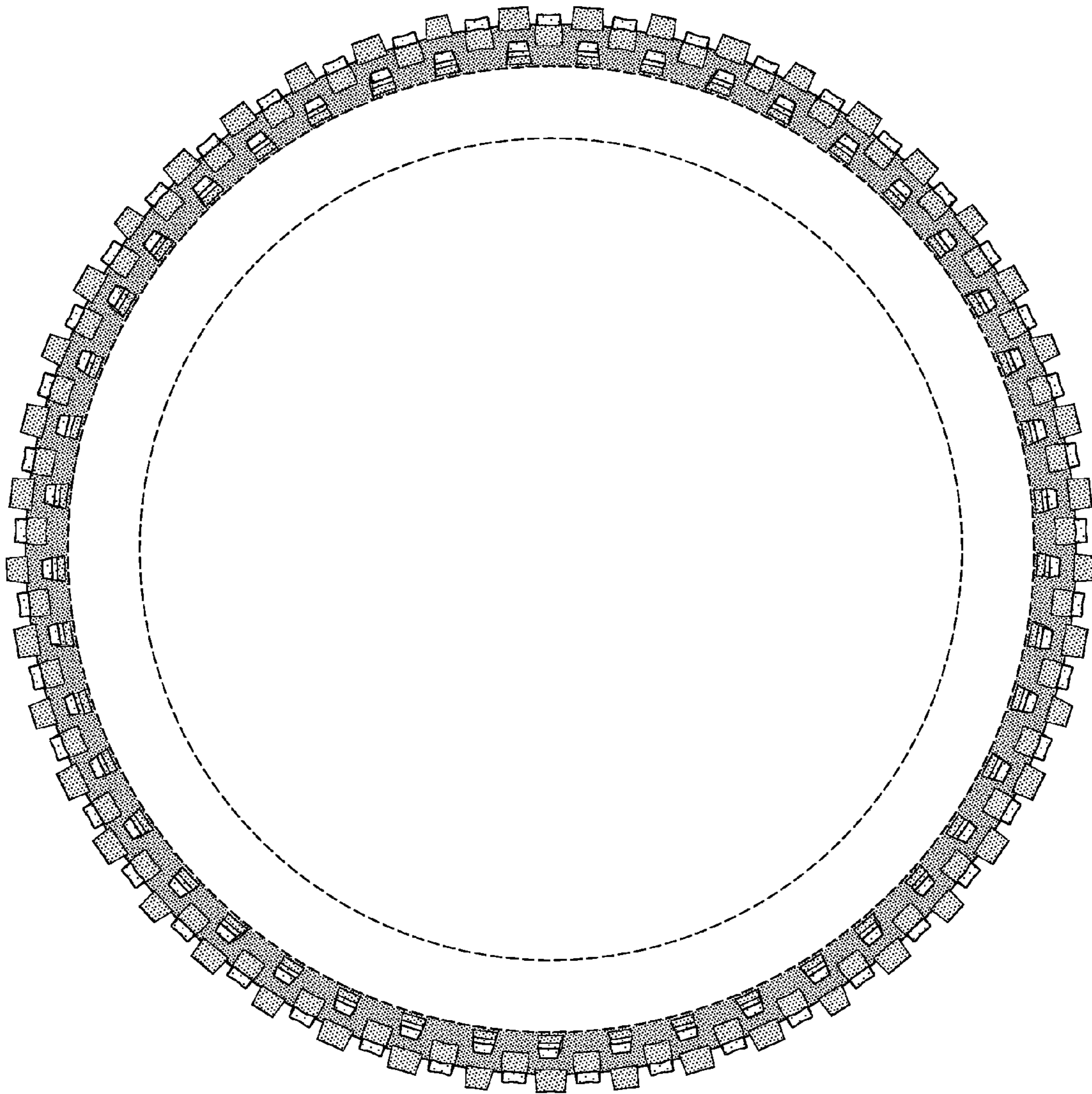


FIG-3

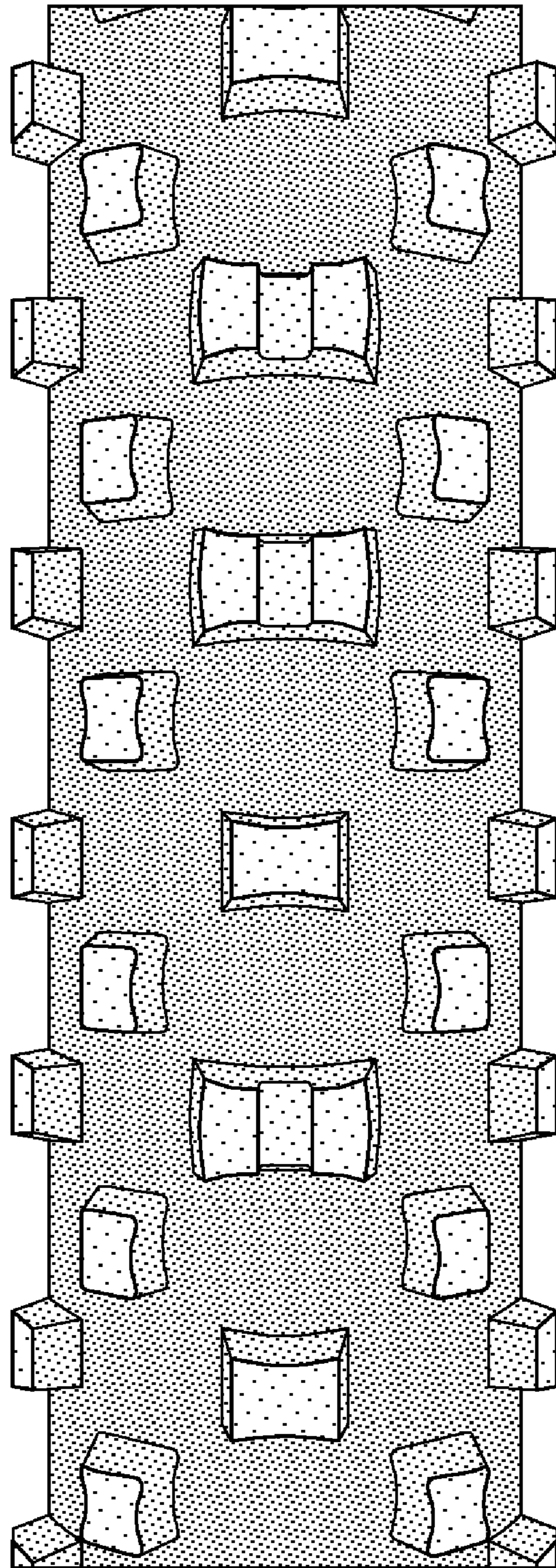


FIG-4

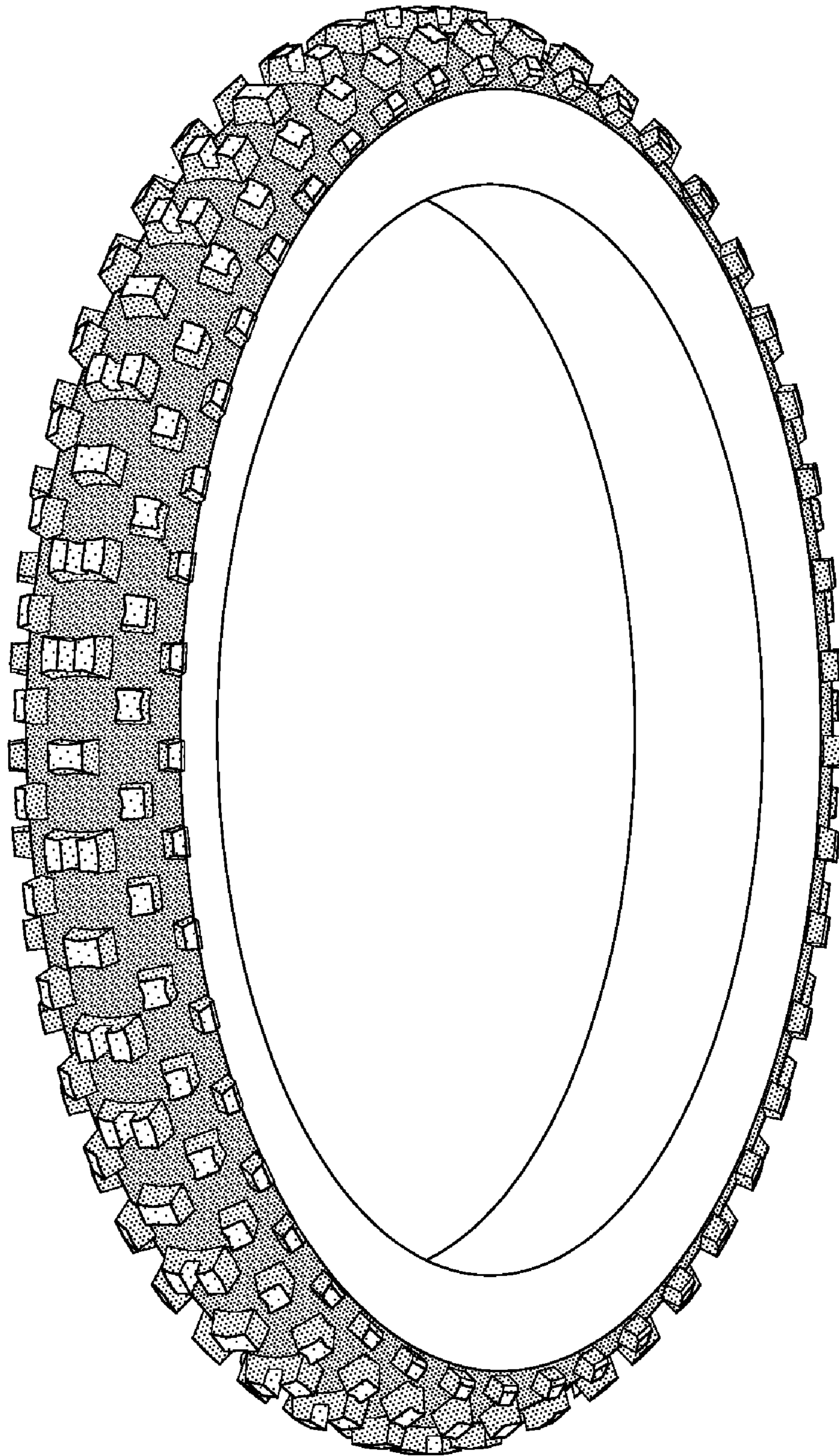


FIG-5

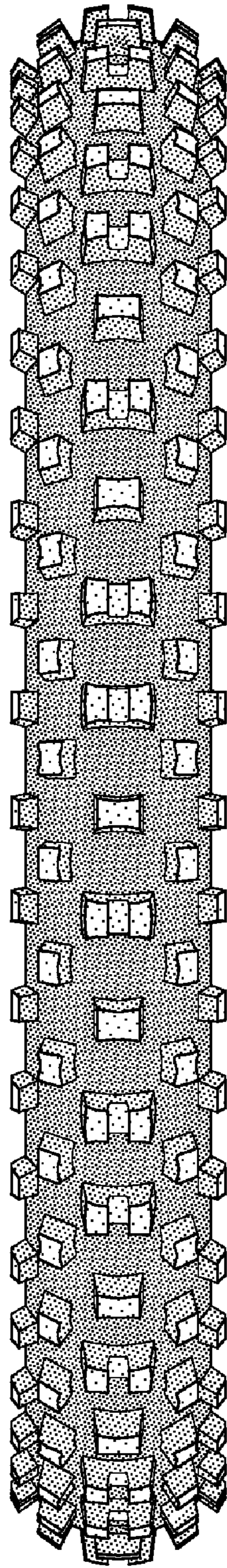


FIG-6