



US00D583301S

(12) **United States Design Patent**
Ohigashi

(10) **Patent No.:** **US D583,301 S**

(45) **Date of Patent:** **** Dec. 23, 2008**

(54) **TIRE FOR AUTOMOBILE**

(75) Inventor: **Hiroshi Ohigashi**, Ashiya (JP)

(73) Assignee: **The Goodyear Tire & Rubber Company**, Akron, OH (US)

(**) Term: **14 Years**

(21) Appl. No.: **29/304,602**

(22) Filed: **Mar. 5, 2008**

(51) **LOC (8) Cl.** **12-15**

(52) **U.S. Cl.** **D12/512**

(58) **Field of Classification Search** D12/505-513,
D12/535-536, 564-565, 542, 544, 571, 585,
D12/600-601, 603-605; 152/209.1, 209.8-209.18,
152/209.28, 209.25, 455

See application file for complete search history.

(56) **References Cited**

U.S. PATENT DOCUMENTS

D292,077 S	9/1987	Funahara	D12/140
D301,851 S	6/1989	Tomoda	D12/140
D305,630 S *	1/1990	Shimamoto et al.	D12/512
D306,001 S *	2/1990	Shimamoto et al.	D12/544
D326,075 S *	5/1992	Covert et al.	D12/512
D332,766 S	1/1993	Marui		
D392,225 S	3/1998	Lo	D12/140
D419,497 S	1/2000	Toyozawa	D12/140
D419,925 S	2/2000	Toyozawa	D12/140
D422,540 S	4/2000	Lo	D12/140
D457,485 S	5/2002	Matsumura	D12/571
D458,580 S *	6/2002	Young et al.	D12/512

D466,474 S	12/2002	Lo	D12/571
D466,861 S	12/2002	Lo	D12/571
D481,666 S *	11/2003	Nishimori	D12/605
D483,002 S *	12/2003	Nishimori	D12/512
D504,103 S *	4/2005	Nishimori	D12/512
D521,925 S	5/2006	Matsumura et al.	D12/536
D521,926 S	5/2006	Matsumura et al.	D12/536
D548,171 S *	8/2007	Sakakibara et al.	D12/512
D553,558 S *	10/2007	Sakakibara et al.	D12/544

* cited by examiner

Primary Examiner—Stacia Cadmus

(74) *Attorney, Agent, or Firm*—Richard B. O’Planick

(57) **CLAIM**

The ornamental Design for a tire for automobile, as shown and described.

DESCRIPTION

FIG. 1 is a perspective view of a tire for automobile showing my new design, it being understood that the pattern repeats uniformly throughout the circumference of the tread;



FIG. 2 is a front elevational view thereof;

FIG. 3 is a right side elevational view thereof; the other side being a mirror image thereof; and,

FIG. 4 is an enlarged fragmentary front elevational view thereof.

In the drawings, the broken lines defining the sidewall, inner bead and the peripheral boundary between the claimed tire tread and the unclaimed sidewall depict environmental subject matter that forms no part of the claimed design.

1 Claim, 4 Drawing Sheets



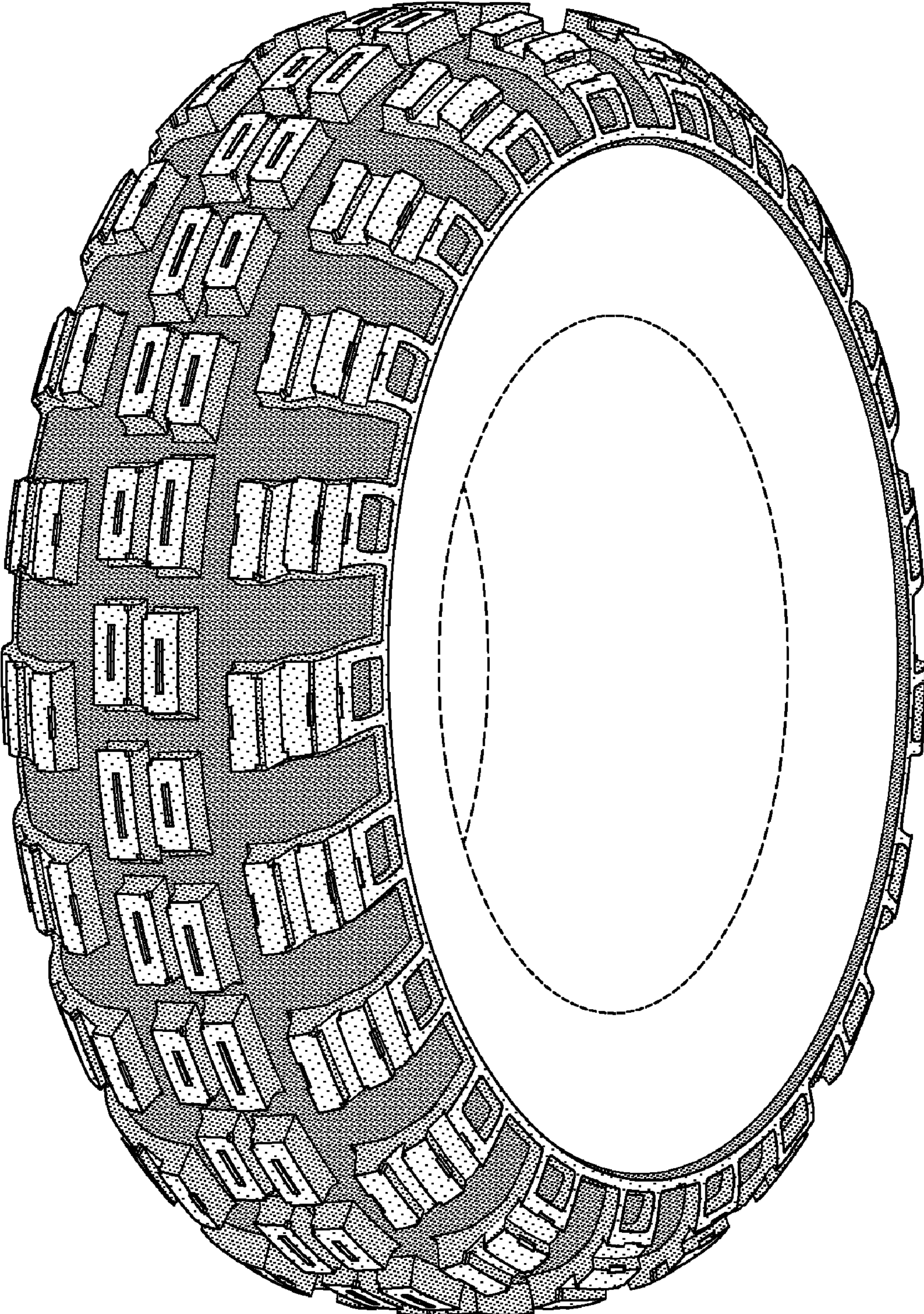


FIG-1




FIG-2

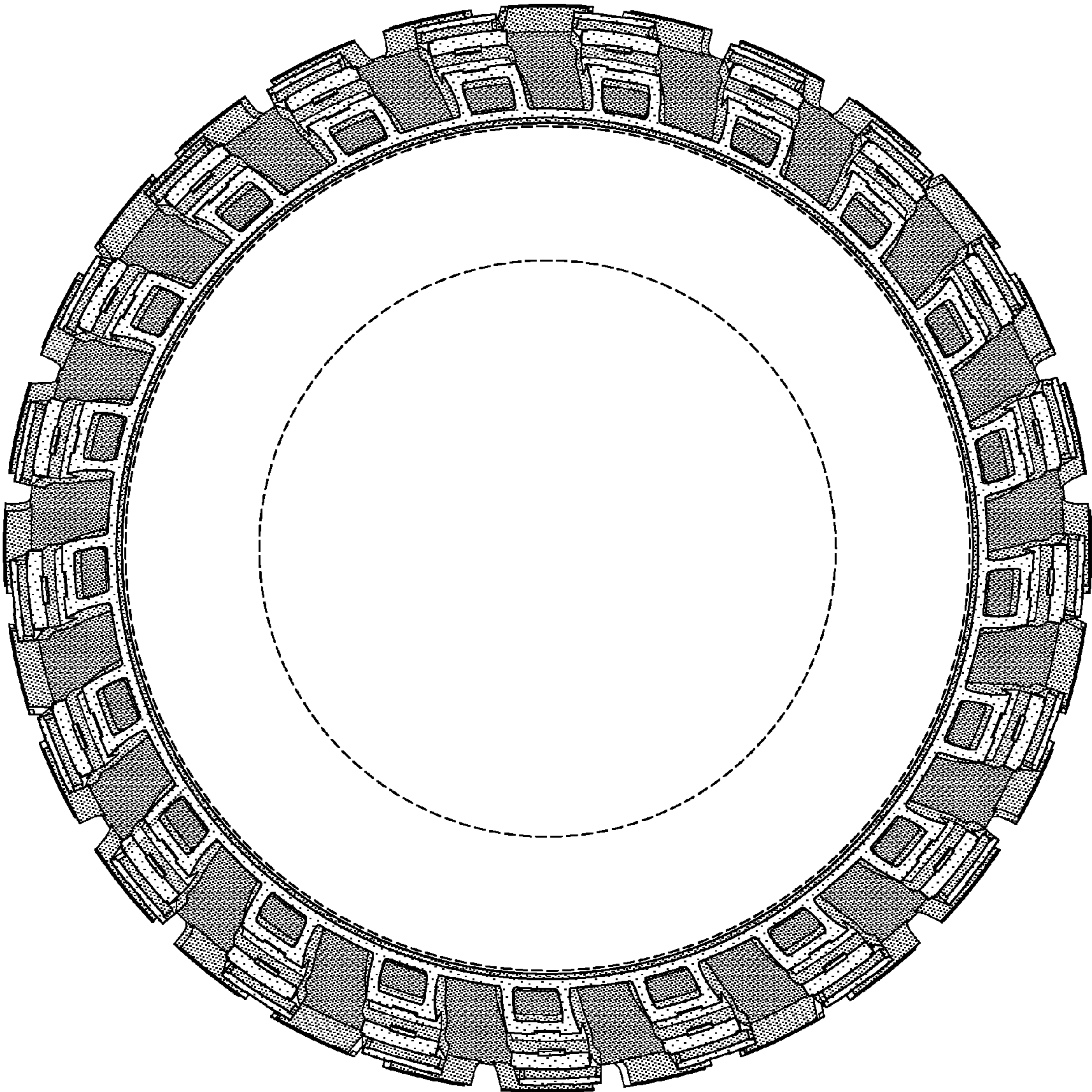


FIG-3




FIG-4