



US00D583274S

(12) **United States Design Patent**
Steshik

(10) **Patent No.:** **US D583,274 S**

(45) **Date of Patent:** **** Dec. 23, 2008**

(54) **JEWELRY**

(76) Inventor: **Roni Steshik**, P.O. Box 29746, Tel Aviv
(IL) 61297

(**) Term: **14 Years**

(21) Appl. No.: **29/294,480**

(22) Filed: **Jan. 14, 2008**

(51) **LOC (8) Cl.** **11-01**

(52) **U.S. Cl.** **D11/91**

(58) **Field of Classification Search** D11/89-93,
D11/1, 2, 6-12, 16, 24-28, 34-43, 79, 70,
D11/222, 47, 75; 63/1.11-14.1, 13, 15-15.4,
63/20, 22, 23, 26-33

See application file for complete search history.

(56) **References Cited**

U.S. PATENT DOCUMENTS

4,914,930	A *	4/1990	Bielka	63/28
5,377,506	A *	1/1995	Tranzer	63/28
D409,518	S *	5/1999	Ho	D11/91
6,065,308	A *	5/2000	Piat et al.	63/37

D431,012	S *	9/2000	Raviv	D11/91
D460,379	S *	7/2002	Raviv	D11/91
D498,169	S *	11/2004	Pinto et al.	D11/79
D504,348	S *	4/2005	Kothari	D11/91
D505,092	S *	5/2005	Kothari	D11/91
D505,093	S *	5/2005	Kothari	D11/91
D510,540	S *	10/2005	Pinto et al.	D11/79
D527,671	S *	9/2006	Chan	D11/91
D537,380	S *	2/2007	Emelyanov	D11/91

* cited by examiner

Primary Examiner—Louis S Zarfaz

Assistant Examiner—David G Muller

(57) **CLAIM**

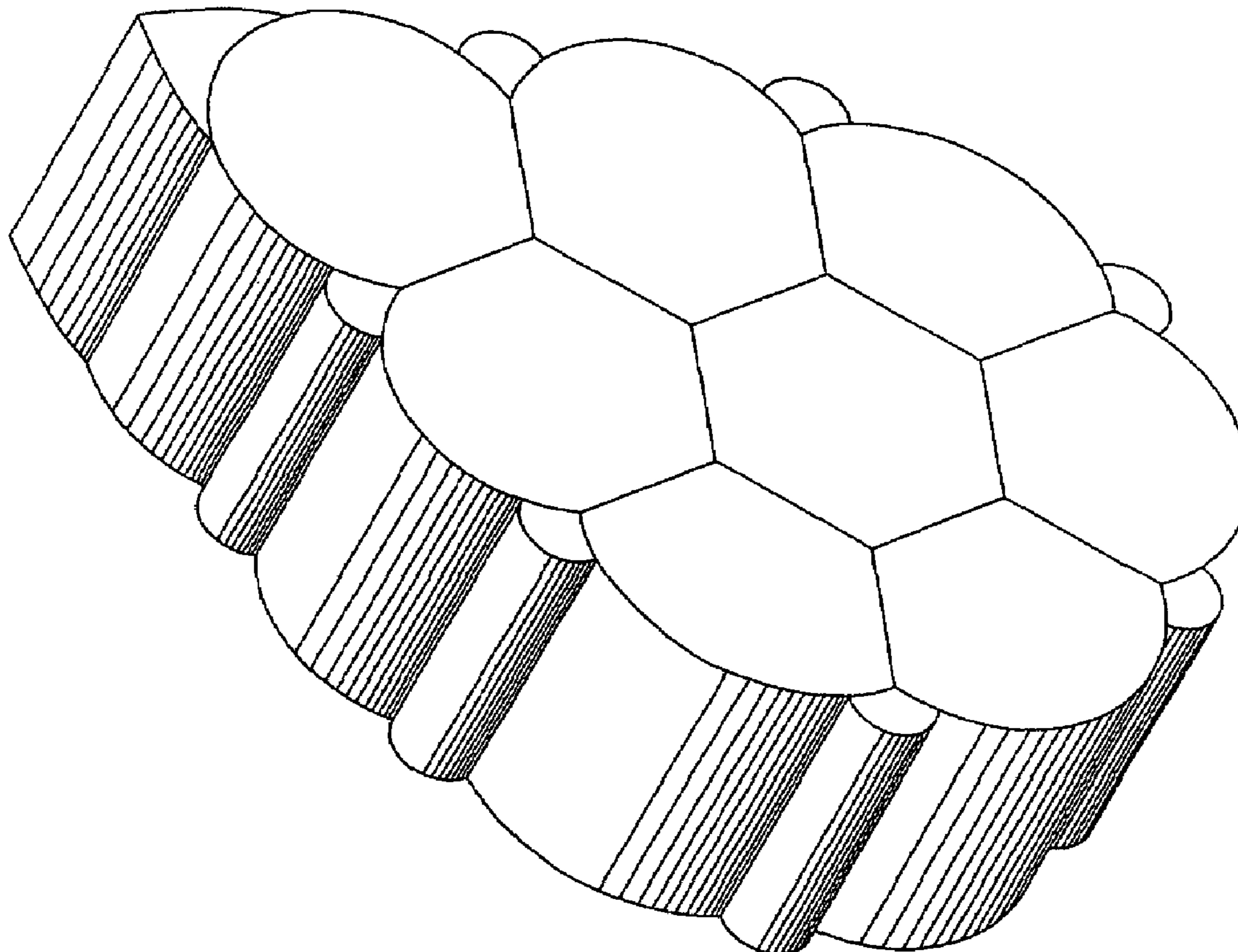
I claim the ornamental design for jewelry, as shown and described.

DESCRIPTION

FIG. 1 is a perspective view of the jewelry showing my new design; and,

FIG. 2 is a top plan view of the jewelry showing my new design of FIG. 1.

1 Claim, 2 Drawing Sheets



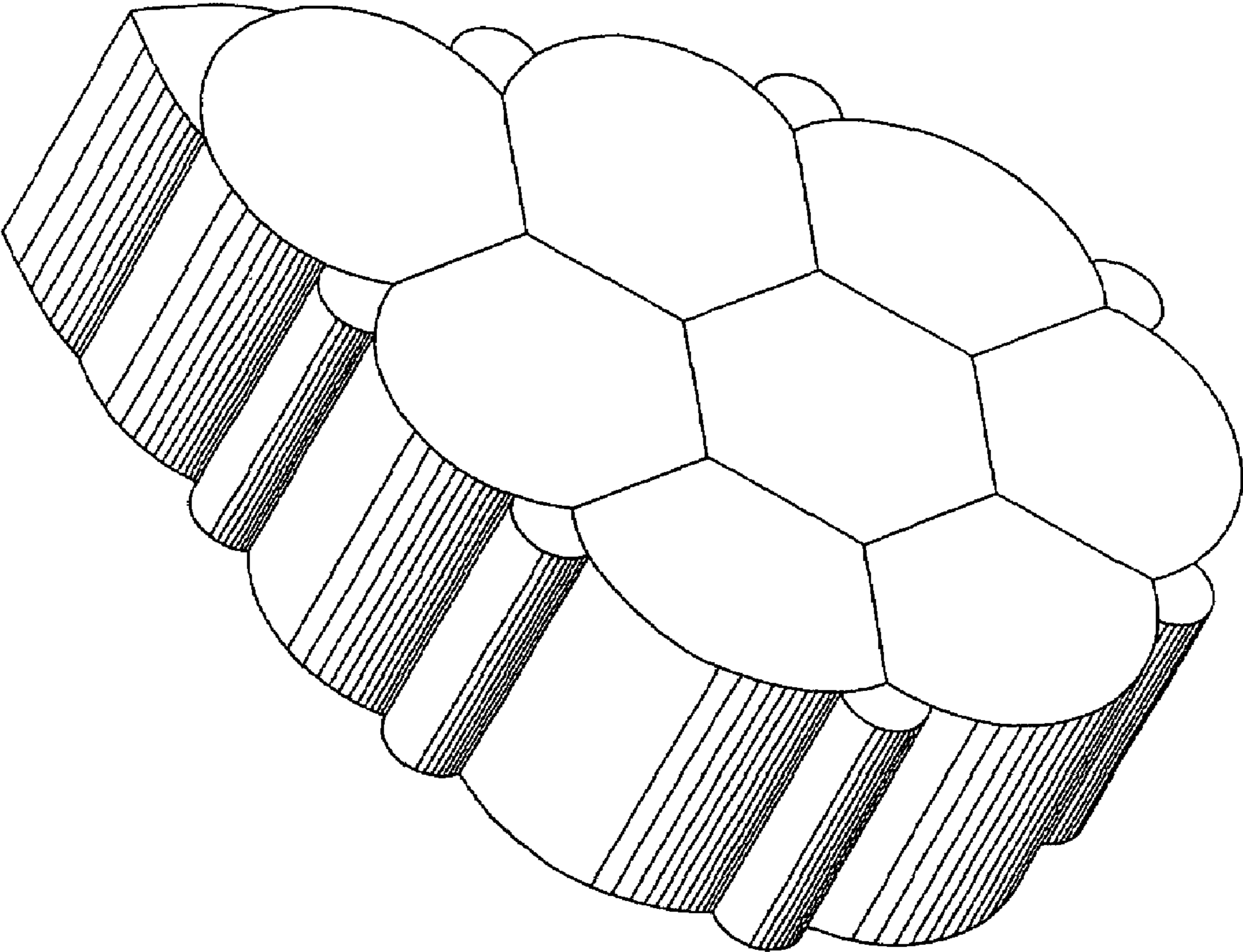


FIG 1

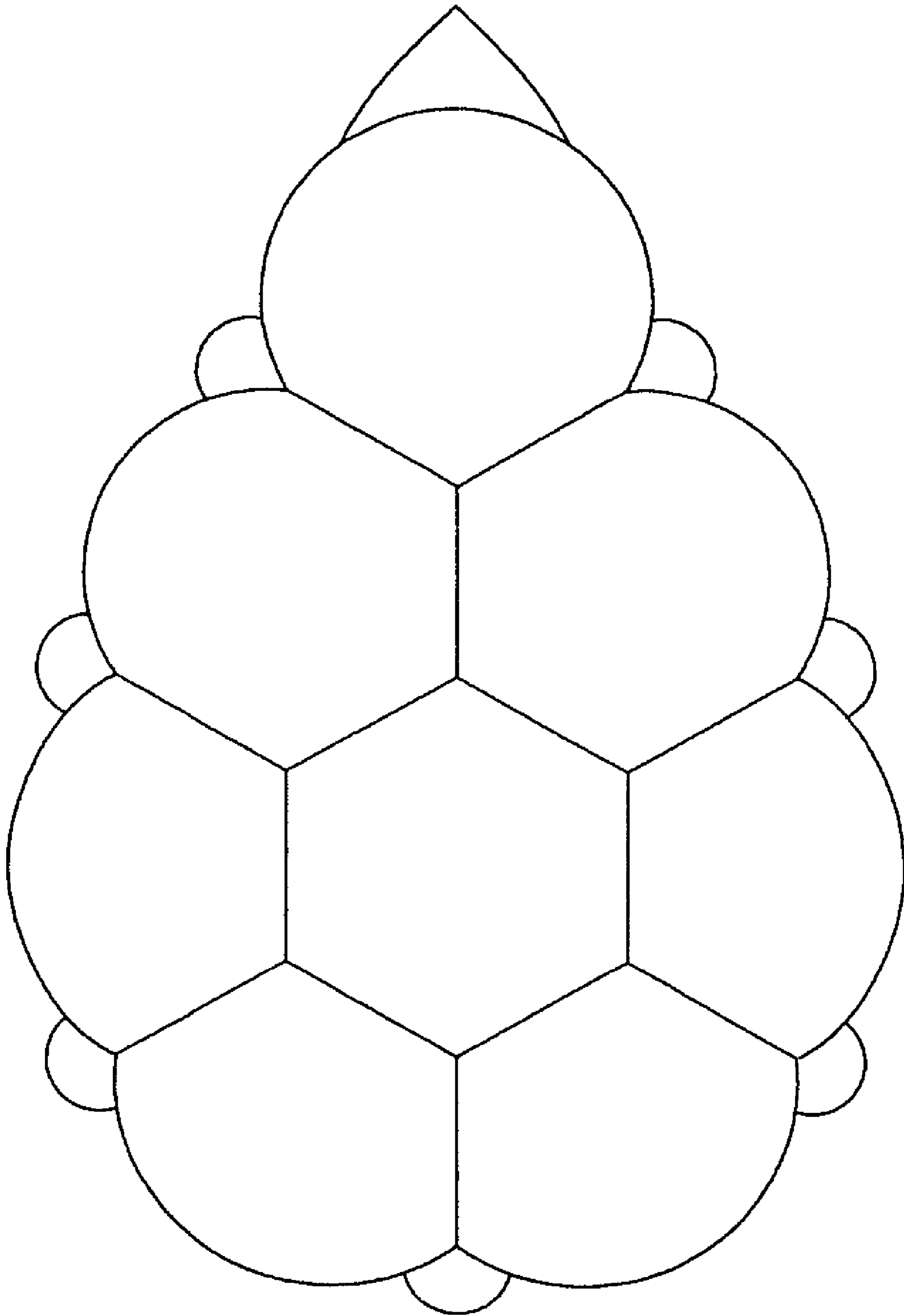


FIG 2