



US00D583272S

(12) **United States Design Patent**
Court

(10) **Patent No.:** **US D583,272 S**
(45) **Date of Patent:** **** Dec. 23, 2008**

(54) **COMBINED DECORATIVE CAT AND HEART DECORATION**

D379,867 S * 6/1997 Miho et al. D3/211
D475,944 S * 6/2003 Jordan D11/82
D509,353 S * 9/2005 Billings D3/211

(76) Inventor: **Mark Alan Court**, 306 3rd St.,
Wheatland, CA (US) 95692

* cited by examiner

(**) Term: **14 Years**

Primary Examiner—R. Seifert

(21) Appl. No.: **29/264,514**

(57) **CLAIM**

(22) Filed: **Aug. 14, 2006**

The ornamental design for a combined decorative cat and heart decoration, as shown and described.

(51) **LOC (8) Cl.** **11-01**

(52) **U.S. Cl.** **D11/82; D11/52**

(58) **Field of Classification Search** D11/1,
D11/2, 7, 40–50, 53, 56, 57, 59–61, 63, 65,
D11/75–78, 79–84, 86, 95–117, 52, 158;
63/1.11, 1.16, 13, 14.1, 18–20, 35, 38–39;
D3/207–210; D21/617; D20/24

See application file for complete search history.

DESCRIPTION

FIG. 1 is a perspective view of a combined decorative cat and heart decoration showing my new design;

FIG. 2 is a front view thereof;

FIG. 3 is a right side elevational view thereof;

FIG. 4 is a left side elevational view thereof;

FIG. 5 is a top elevational view thereof;

FIG. 6 is a bottom elevational view thereof; and,

FIG. 7 is a perspective view of my prototype visor showing my new design.

It being understood that the broken lines are for illustrative purposes only and form no part of the claimed design.

(56) **References Cited**

U.S. PATENT DOCUMENTS

D113,766 S * 3/1939 Rosenblatt D11/52
D171,459 S * 2/1954 Petter D22/120
D178,232 S * 7/1956 Frazin D30/129
D252,261 S * 7/1979 Weibert et al. D11/82
D307,562 S * 5/1990 Young D11/134
D307,563 S * 5/1990 Young D11/134

1 Claim, 3 Drawing Sheets

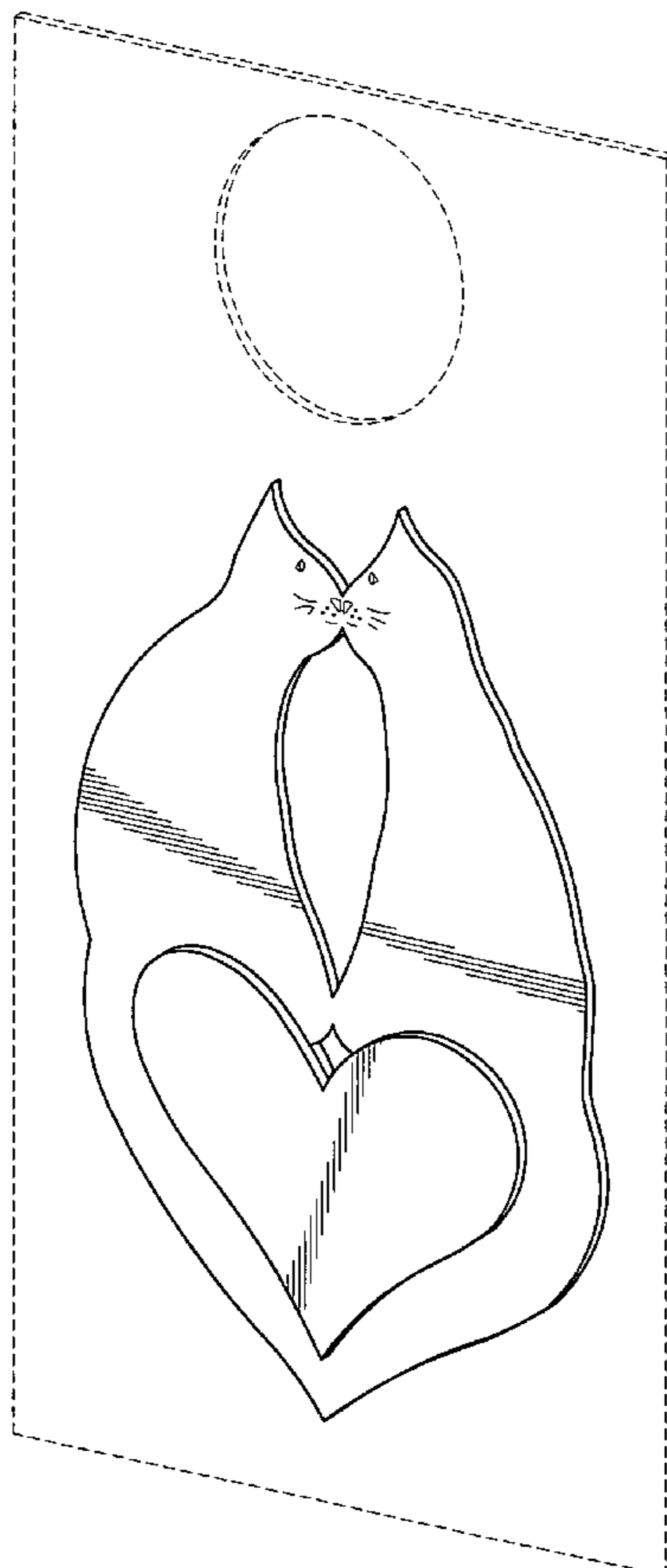


FIG. 1

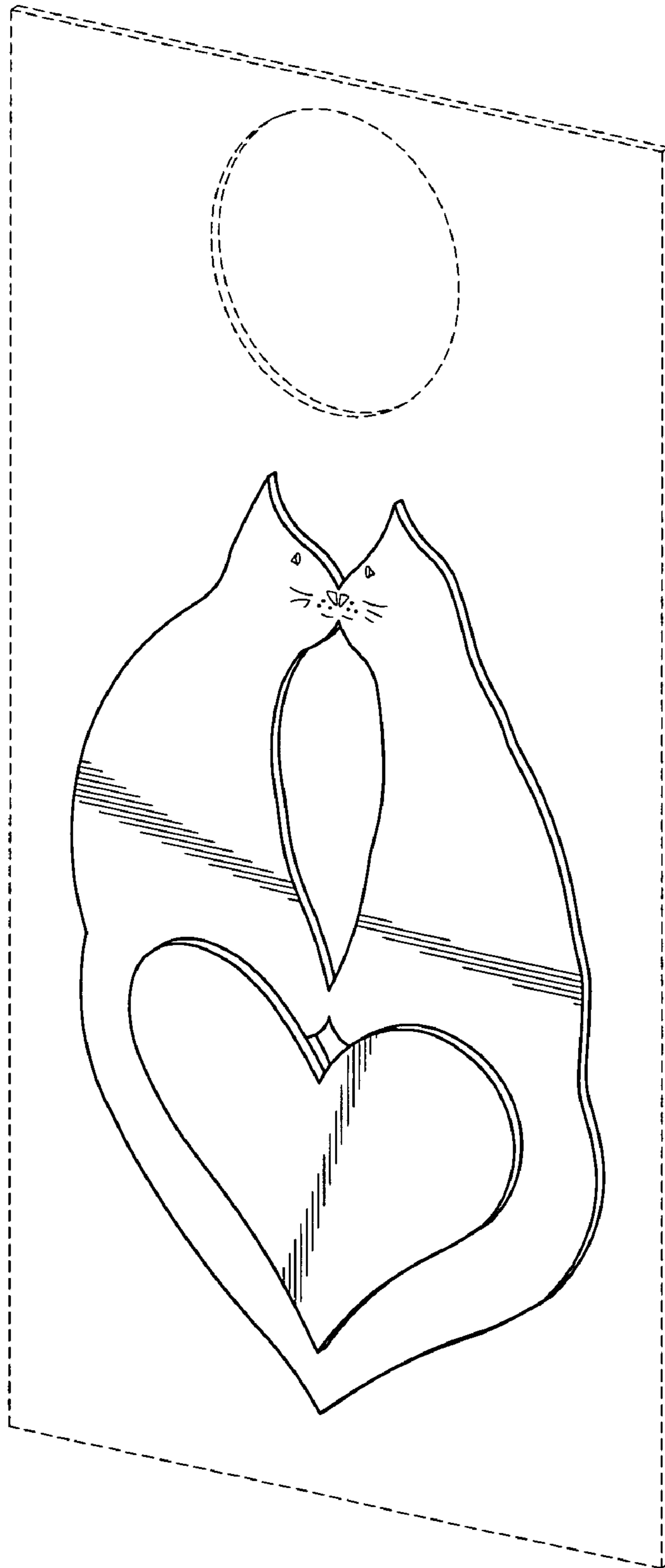


FIG. 2

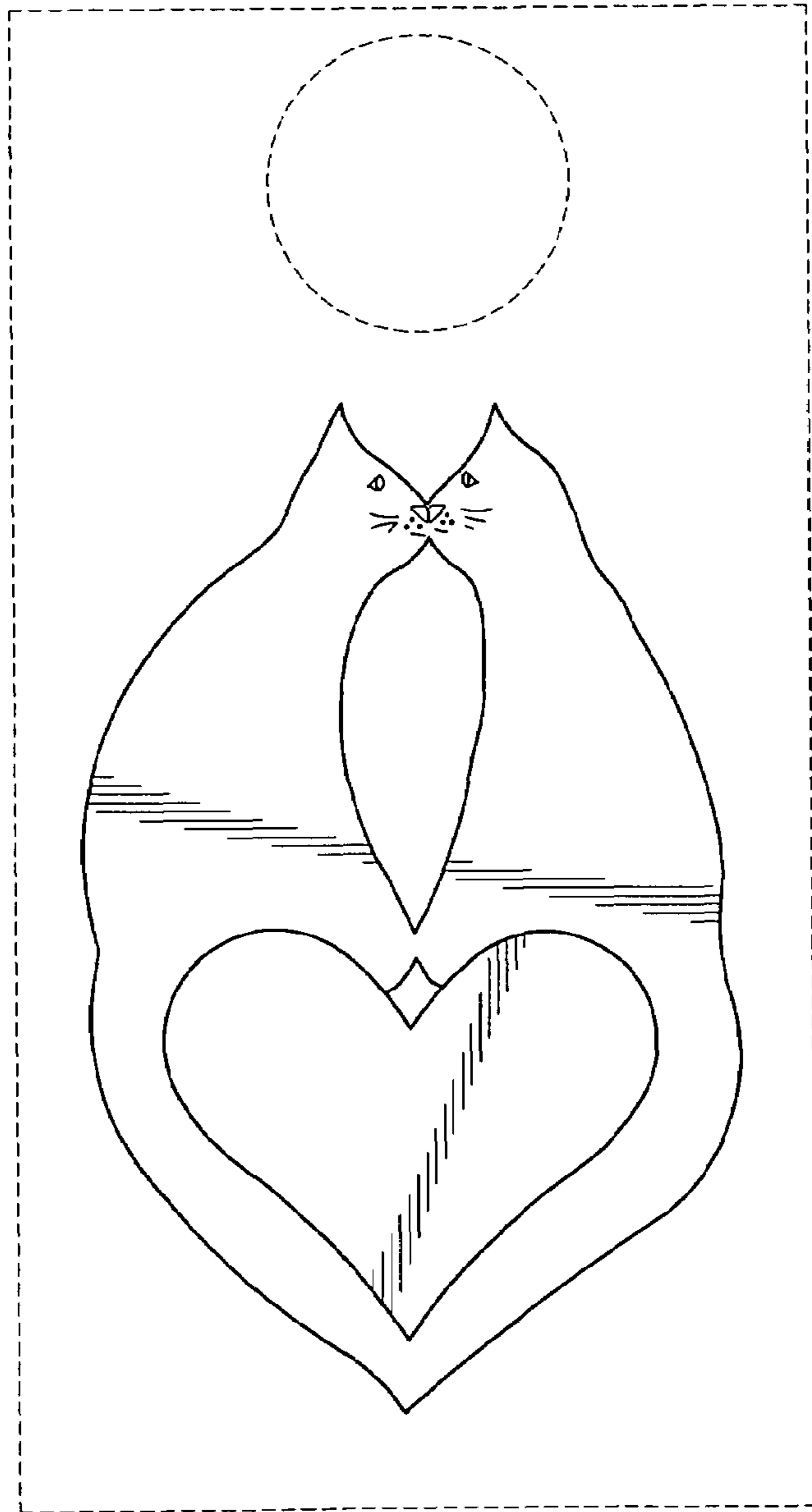


FIG. 3 **FIG. 4**

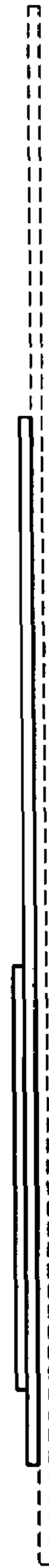


FIG. 5

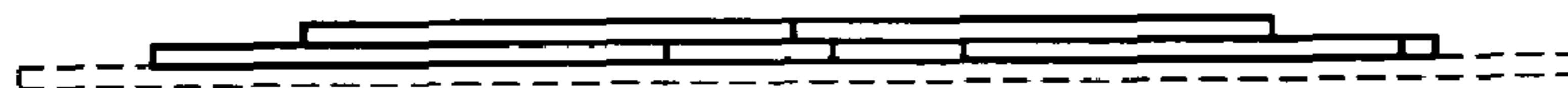


FIG. 6

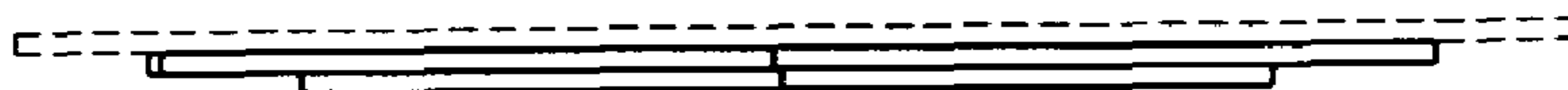


FIG. 7

