



US00D583271S

(12) **United States Design Patent**  
**Niemeier**

(10) **Patent No.:** **US D583,271 S**

(45) **Date of Patent:** **\*\* Dec. 23, 2008**

(54) **JEWELRY**

(76) **Inventor:** **Stephen Kyle Niemeier**, 305 N.  
Tekoppel City, Evansville, IN (US)

(\*\*) **Term:** **14 Years**

(21) **Appl. No.:** **29/263,247**

(22) **Filed:** **Jul. 19, 2006**

(51) **LOC (8) Cl.** ..... **11-01**

(52) **U.S. Cl.** ..... **D11/7**

(58) **Field of Classification Search** ..... D11/1-25,  
D11/32, 93, 94; D99/25, 26, 27; 63/1.11,  
63/3, 3.1, 3.2, 5.1, 5.2, 7-11; 224/175

See application file for complete search history.

(56) **References Cited**

**U.S. PATENT DOCUMENTS**

D162,155 S \* 2/1951 Gray ..... D11/96  
D250,518 S \* 12/1978 Friedman ..... D11/108  
D251,717 S \* 5/1979 Graves ..... D11/103

D258,544 S \* 3/1981 Benedetto ..... D11/96  
4,377,939 A \* 3/1983 Reinsdorf ..... 63/33  
D282,354 S \* 1/1986 Merrels ..... D11/96  
D299,579 S \* 1/1989 Jones ..... D11/96  
D517,445 S \* 3/2006 Benarrouch ..... D11/96

\* cited by examiner

*Primary Examiner*—Louis S Zarfaz

*Assistant Examiner*—Michael A Pratt

(74) *Attorney, Agent, or Firm*—Gary K. Price

(57) **CLAIM**

The ornamental design for a jewelry, as shown and described.

**DESCRIPTION**

FIG. 1 is a top perspective.

FIG. 2 is a top view of my jewelry.

FIG. 3 is a front view of my jewelry; and,

FIG. 4 is a side view of my jewelry.

**1 Claim, 4 Drawing Sheets**

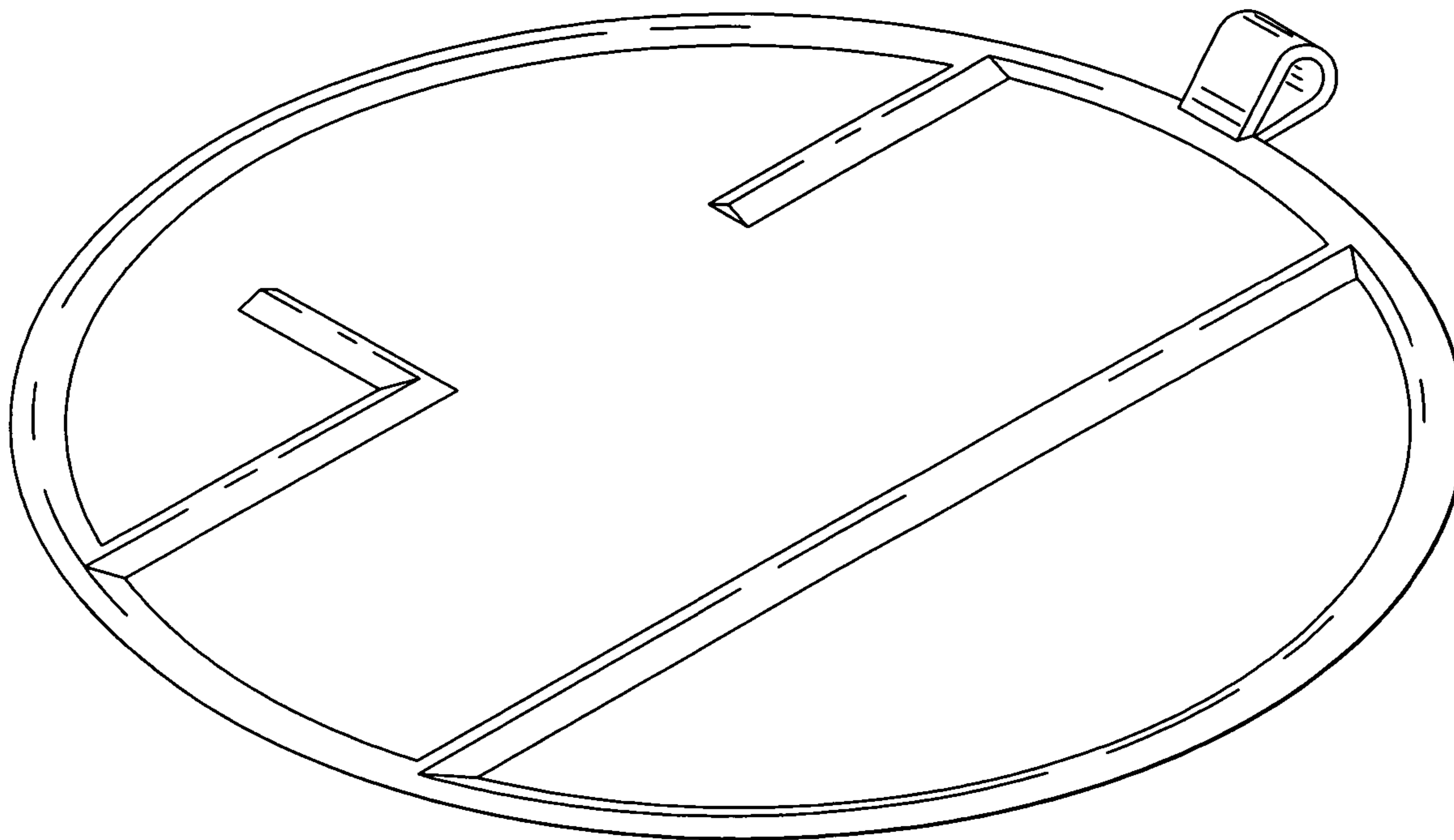


Fig. 1

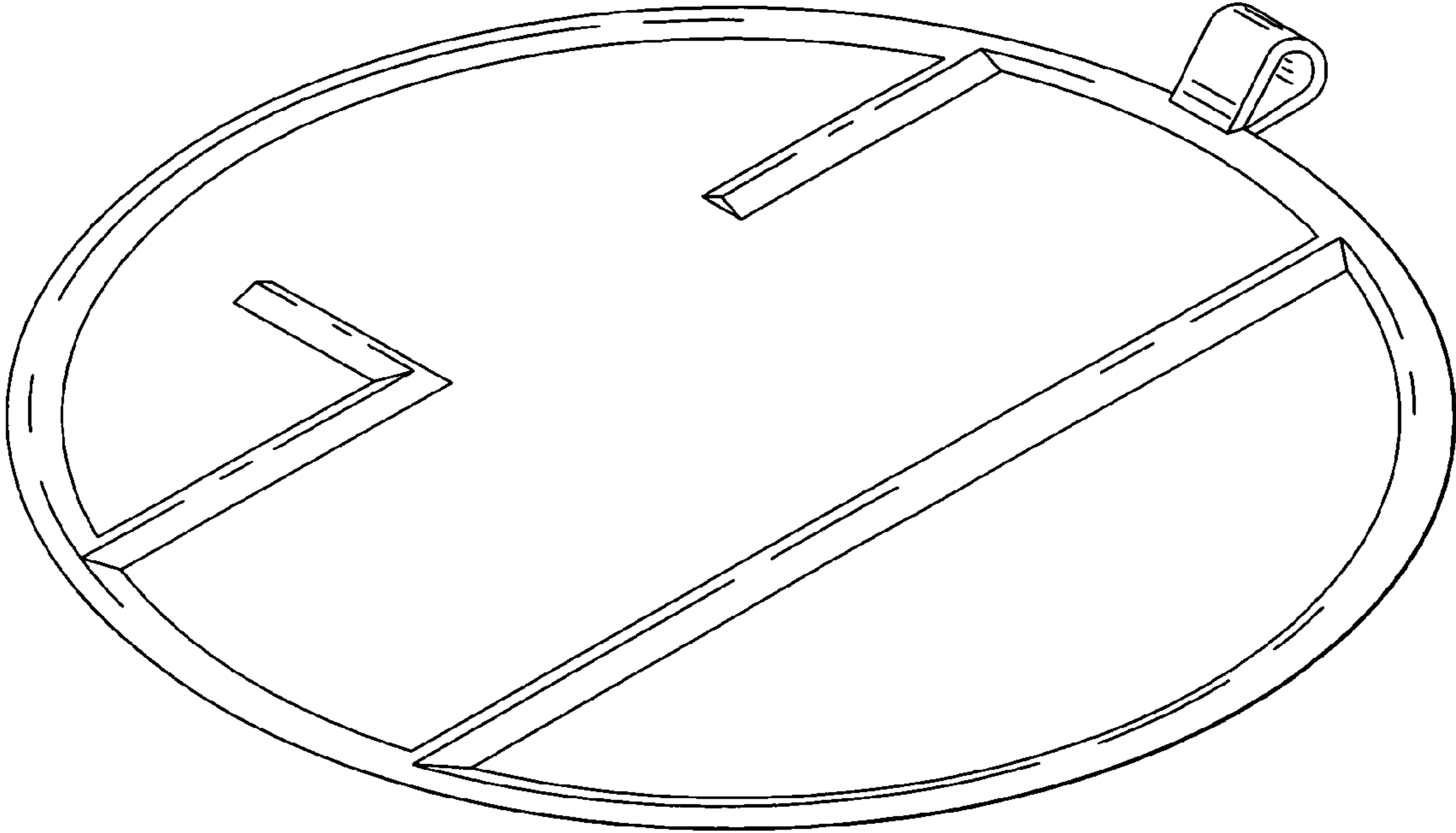


Fig. 2

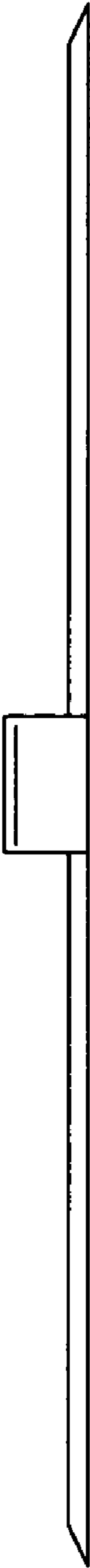


Fig. 3

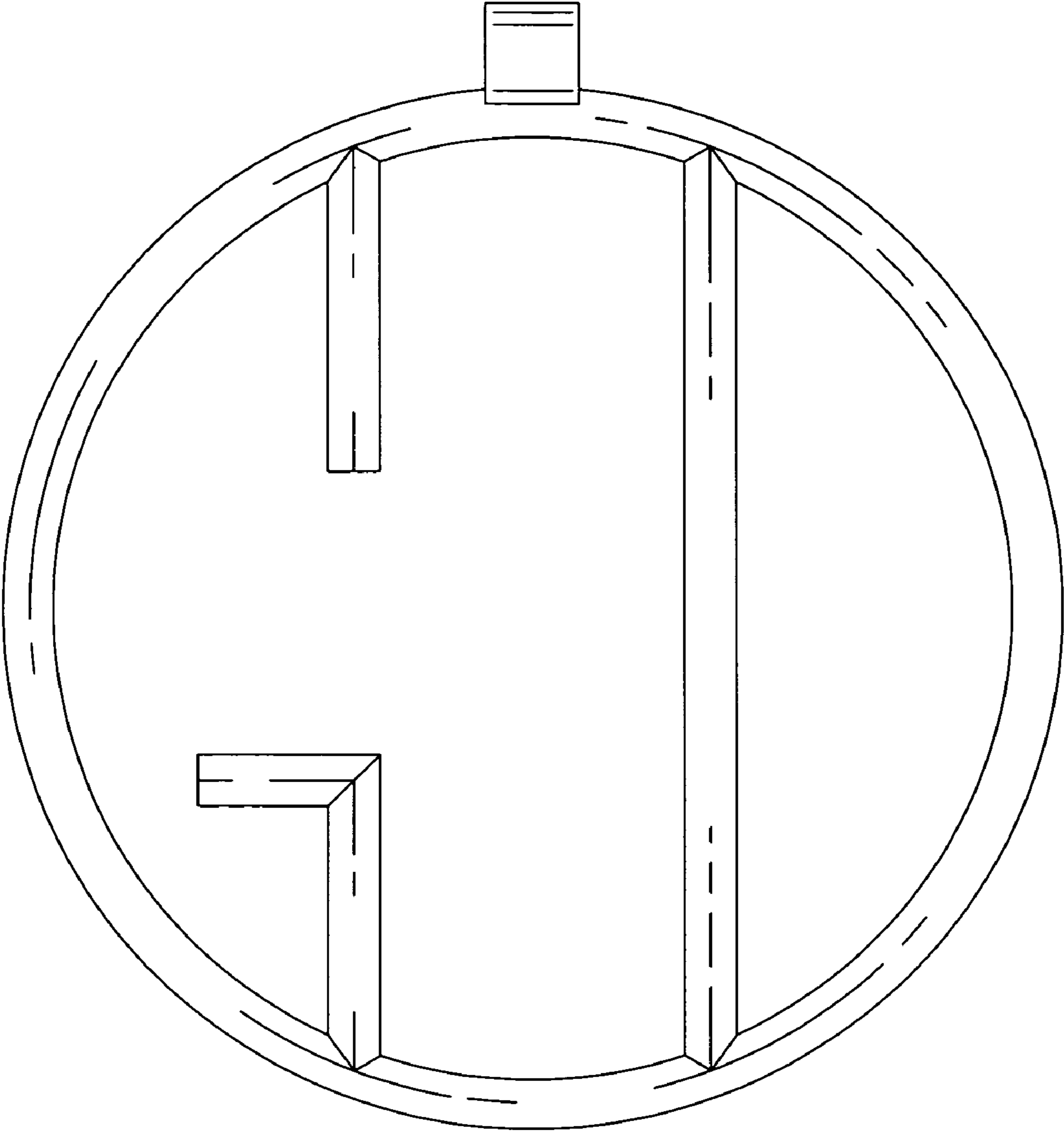


Fig. 4

