



US00D583270S

(12) **United States Design Patent**
Gueit

(10) **Patent No.:** **US D583,270 S**
(45) **Date of Patent:** **** Dec. 23, 2008**

(54) **WATCH BRACELET**

D415,060 S * 10/1999 Chodat D11/15
D433,955 S * 11/2000 Bodino D11/15

(75) Inventor: **Emmanuel Gueit**, Pully (CH)

(73) Assignee: **La Montre Hermes S.A.**, Brugg (CH)

* cited by examiner

(**) Term: **14 Years**

Primary Examiner—Louis S Zarfaz

Assistant Examiner—Michael A Pratt

(21) Appl. No.: **29/302,706**

(74) *Attorney, Agent, or Firm*—Foley & Lardner LLP

(22) Filed: **Jan. 23, 2008**

(57) **CLAIM**

(30) **Foreign Application Priority Data**

The ornamental design for a watch bracelet, as shown and described.

Jul. 25, 2007 (WO) DM/069 144

(51) **LOC (8) Cl.** **11-01**

DESCRIPTION

(52) **U.S. Cl.** **D11/3**

FIG. 1 is a top perspective view of a watch bracelet showing my new design;

(58) **Field of Classification Search** D11/1–15,
D11/20, 21, 22, 23, 24, 25, 26, 30, 89, 91,
D11/94; D10/32; 224/164, 165, 166, 175,
224/178, 179; 59/3, 78, 79.2, 80, 82, 83,
59/93; 63/3, 3.1, 3.2, 10, 11, 15, 15.7, 18,
63/21, 23, 26, 28, 32, 35, 37, 38

FIG. 2 is a bottom perspective view thereof;

FIG. 3 is a front elevation view thereof;

FIG. 4 is a rear elevation view thereof;

FIG. 5 is a left side view thereof;

FIG. 6 is a right side view thereof;

FIG. 7 is a top plan view thereof; and,

FIG. 8 is a bottom plan view thereof.

See application file for complete search history.

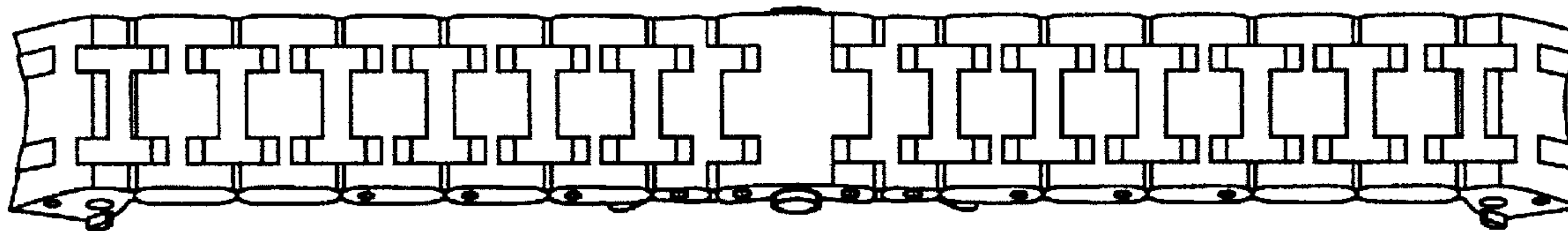
(56) **References Cited**

U.S. PATENT DOCUMENTS

D325,883 S * 5/1992 St. Dizier D11/19

D336,620 S * 6/1993 Maruyama D11/19

1 Claim, 6 Drawing Sheets



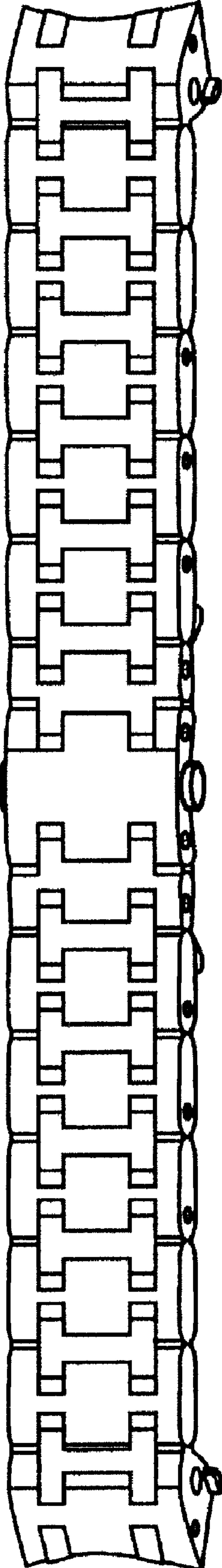


FIG. 1

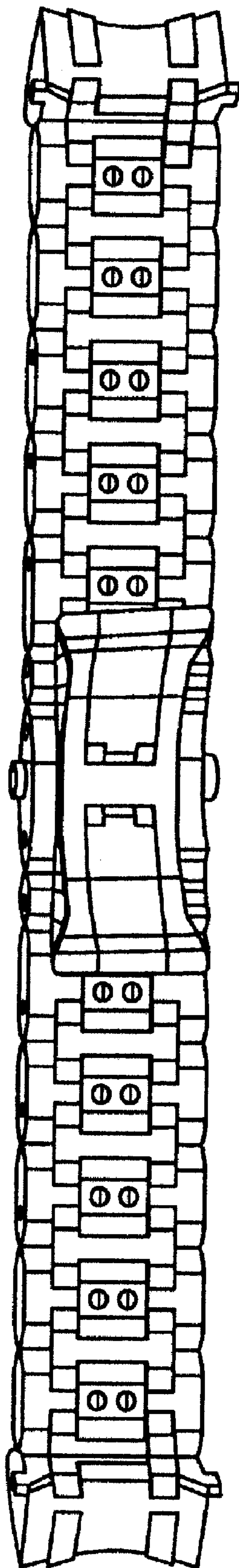


FIG. 2

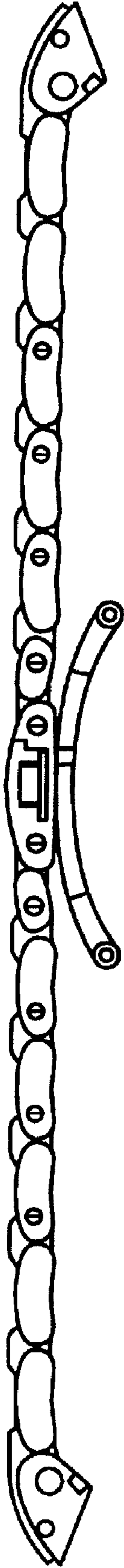


FIG. 3

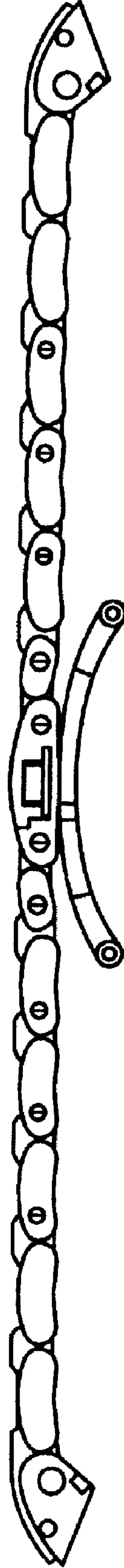


FIG. 4




FIG. 6

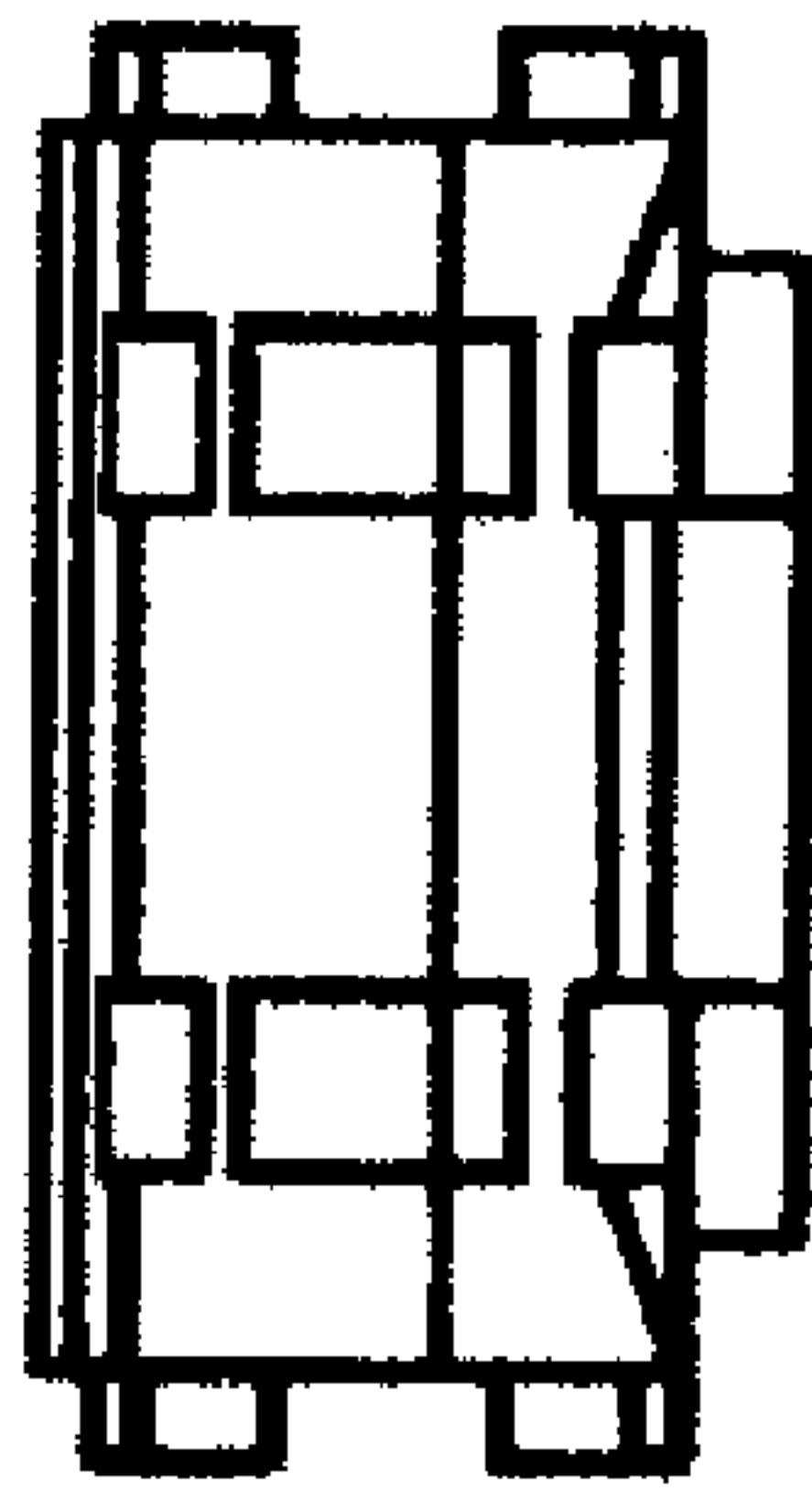


FIG. 5

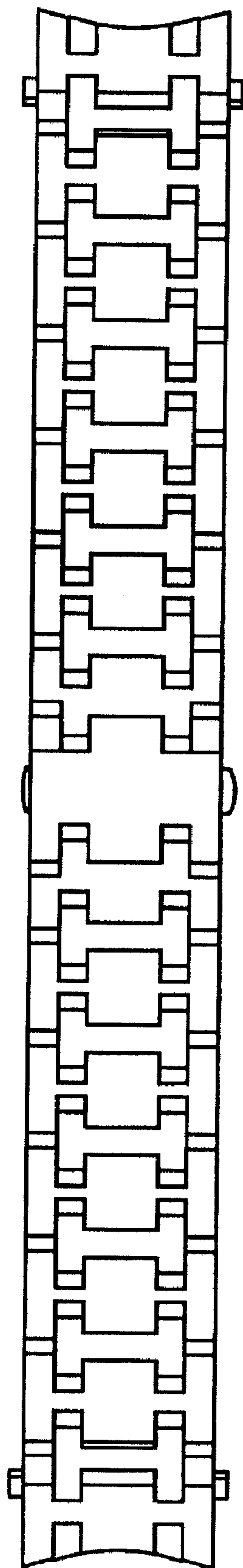


FIG. 7

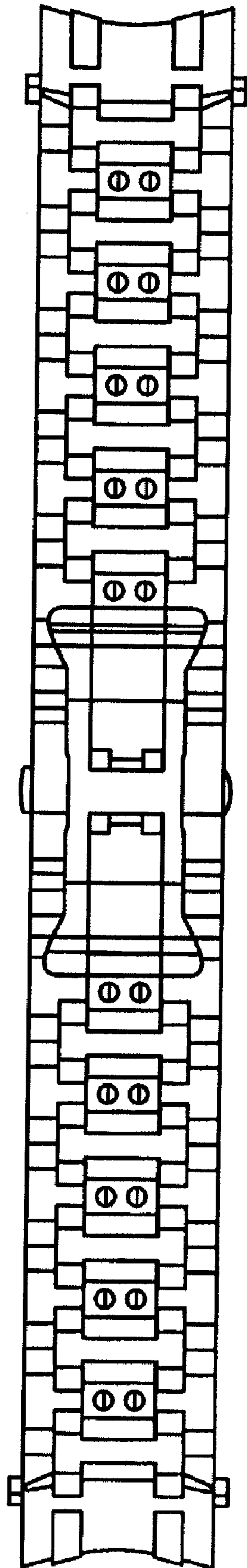


FIG. 8