



US00D583265S

(12) **United States Design Patent**  
**Kraus**

(10) **Patent No.:** **US D583,265 S**

(45) **Date of Patent:** **\*\* Dec. 23, 2008**

(54) **SYMBOLIC INNER COMPASS**

5,282,318 A \* 2/1994 Steiner ..... 33/355 R  
D572,166 S \* 7/2008 Freer-Heeter ..... D11/108

(76) **Inventor:** **Gina Jo Kraus**, 2025 Larkspur Ct.,  
Trinity, FL (US) 34655

\* cited by examiner

(\*\*) **Term:** **14 Years**

*Primary Examiner*—Antoine D Davis

(21) **Appl. No.:** **29/298,769**

(57) **CLAIM**

(22) **Filed:** **Dec. 12, 2007**

The ornamental design for a symbolic inner compass, as shown and described.

(51) **LOC (8) Cl.** ..... **10-04**

(52) **U.S. Cl.** ..... **D10/68; D11/95**

(58) **Field of Classification Search** ..... D10/68;  
D11/43-45, 79-81, 95-116; 33/319, 330,  
33/355 R; 63/1.11, 1.13, 13, 14, 18, 20,  
63/21, 23

See application file for complete search history.

**DESCRIPTION**

FIG. 1 is a perspective view of a symbolic inner compass, showing my new design;

FIG. 2 is a front elevational view of the invention; the rear elevational view, left-side elevational view and right-side elevational view all being a mirror image thereof;

FIG. 3 is a top plan view of the invention; and,


FIG. 4 is a bottom view of the invention.

(56) **References Cited**

**U.S. PATENT DOCUMENTS**

D151,872 S \* 11/1948 Carssow ..... D10/45

**1 Claim, 2 Drawing Sheets**






FIG. 1

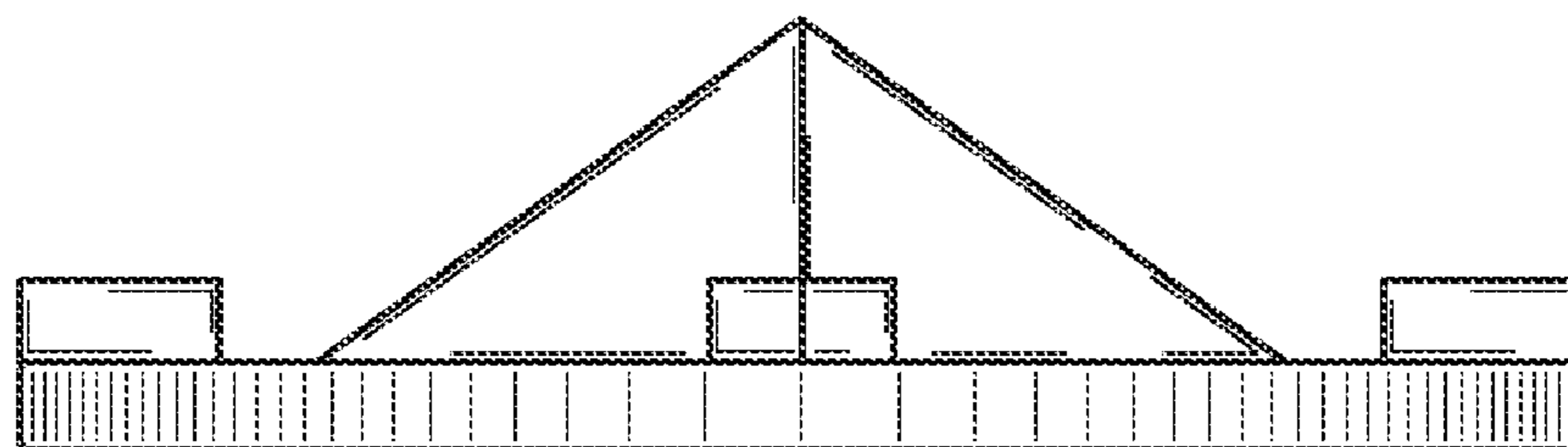


FIG. 2






FIG. 3




FIG. 4