



US00D583254S

(12) **United States Design Patent**
O'Donahue

(10) **Patent No.:** **US D583,254 S**
(45) **Date of Patent:** **** Dec. 23, 2008**

(54) **PUMP CONTAINER**

(75) Inventor: **Sam O'Donahue**, New York, NY (US)

(73) Assignee: **New York & Company, Inc.**, New York, NY (US)

(**) Term: **14 Years**

(21) Appl. No.: **29/299,021**

(22) Filed: **Dec. 18, 2007**

(51) **LOC (8) Cl.** **09-01**

(52) **U.S. Cl.** **D9/694**

(58) **Field of Classification Search** D9/682-694,
D9/516-575, 435-450; 215/379, 382-384;
220/669; 222/631, 635, 209, 211-213, 215,
222/321.7-321.9, 372, 373, 378, 379, 383.1,
222/384-386, 398, 400.7, 400.8, 401, 402.1-402.25;
D6/542-544

See application file for complete search history.

(56) **References Cited**

U.S. PATENT DOCUMENTS

- D201,214 S * 5/1965 St. Clair D9/523
- D309,256 S * 7/1990 Boesel D9/693
- D321,321 S * 11/1991 Wilgus D9/523
- D341,322 S * 11/1993 Bondewel D9/523
- D342,140 S * 12/1993 Sakagami et al. D24/224
- D351,794 S * 10/1994 Foster D9/448
- D389,407 S * 1/1998 Mascitelli D9/448
- D414,114 S * 9/1999 Mangold D9/522
- D416,154 S * 11/1999 Diehl D6/542

- D452,142 S * 12/2001 Wilson et al. D9/693
- 6,364,167 B1 * 4/2002 Safian et al. 222/153.13
- 6,890,162 B2 * 5/2005 Ding 417/572
- D521,873 S * 5/2006 Ross D9/691

FOREIGN PATENT DOCUMENTS

- EM 000018510-0001 * 5/2003
- GB 1050043 * 4/1988
- GB 2000508 * 8/1989
- GB 2026494 * 10/1992
- GB 2031463 * 6/1993

* cited by examiner

Primary Examiner—Catherine Tuttle

(74) *Attorney, Agent, or Firm*—Notaro & Michalos P.C.

(57) **CLAIM**

The ornamental design for a pump container, as shown and described.

DESCRIPTION

FIG. 1 is a perspective view of a pump container showing my new design therefor;

FIG. 2 is a front elevational view thereof;

FIG. 3 is a rear elevational view thereof;

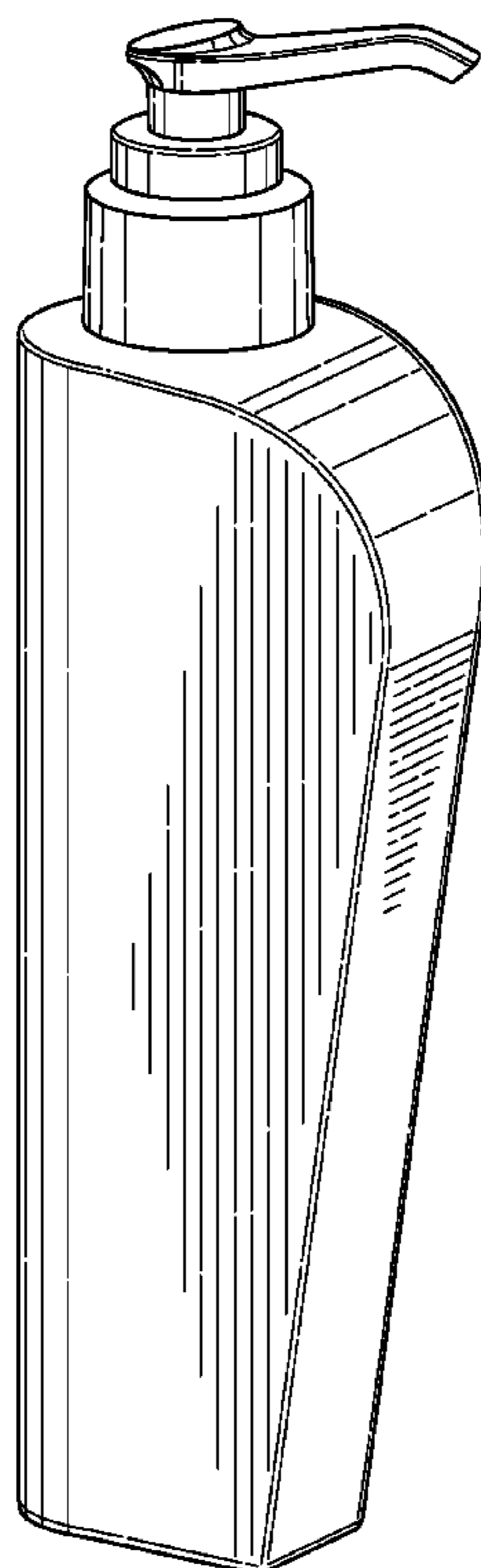
FIG. 4 is a left side elevational view thereof;

FIG. 5 is a right side elevational view thereof;

FIG. 6 is a top plan view thereof; and,

FIG. 7 is a bottom plan view thereof.

1 Claim, 6 Drawing Sheets



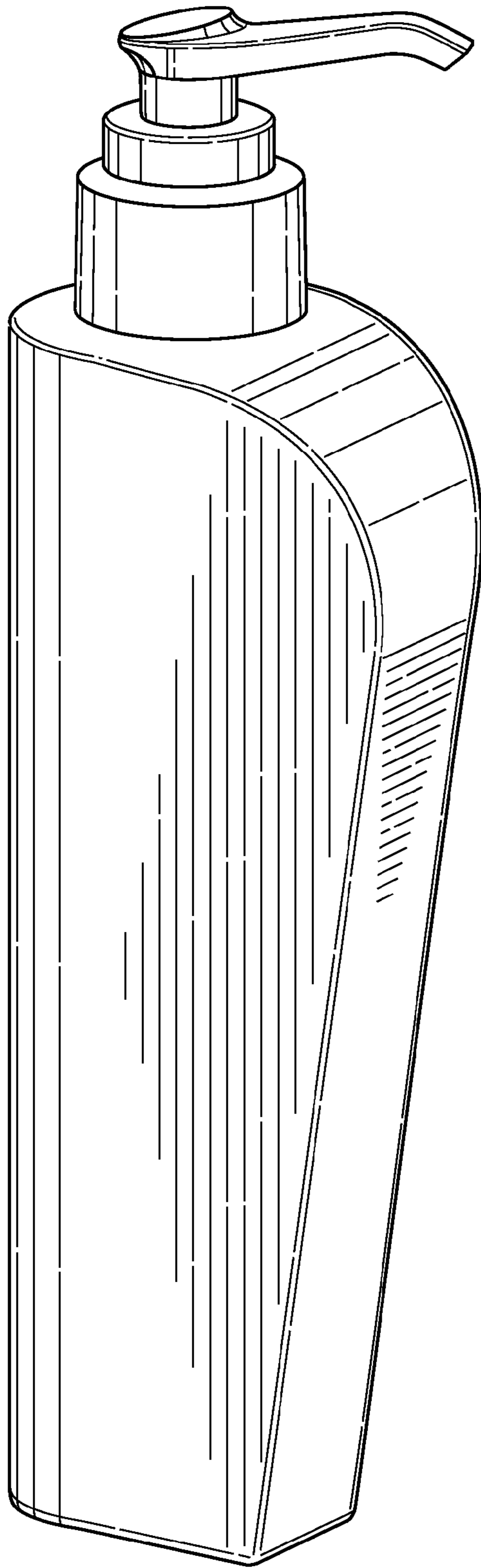


FIG. 1

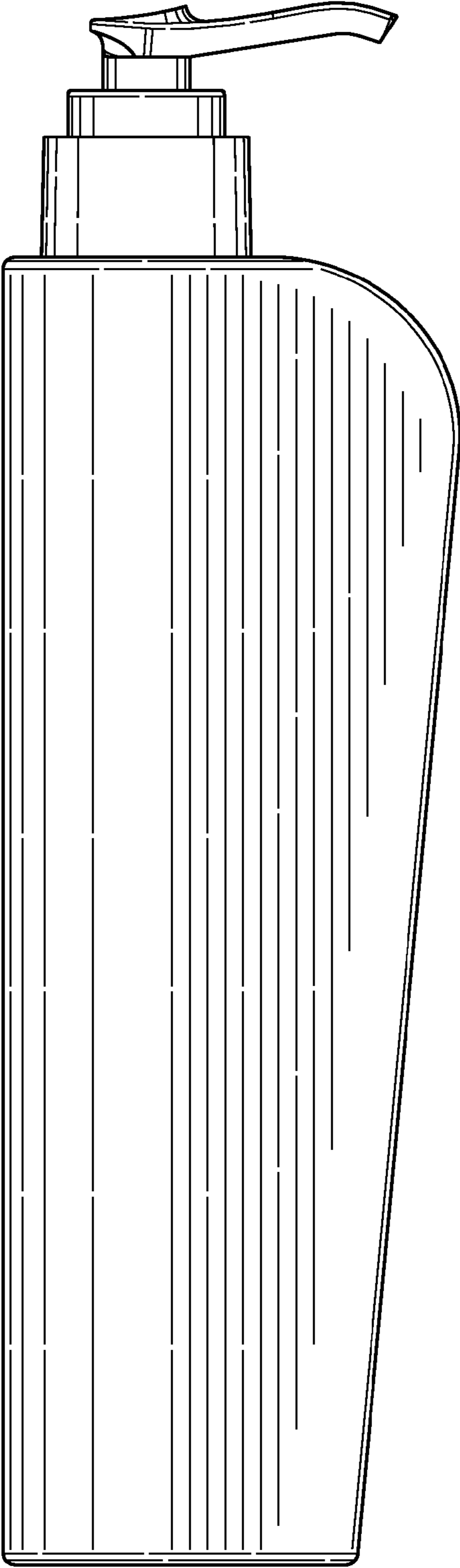


FIG. 2




FIG. 3

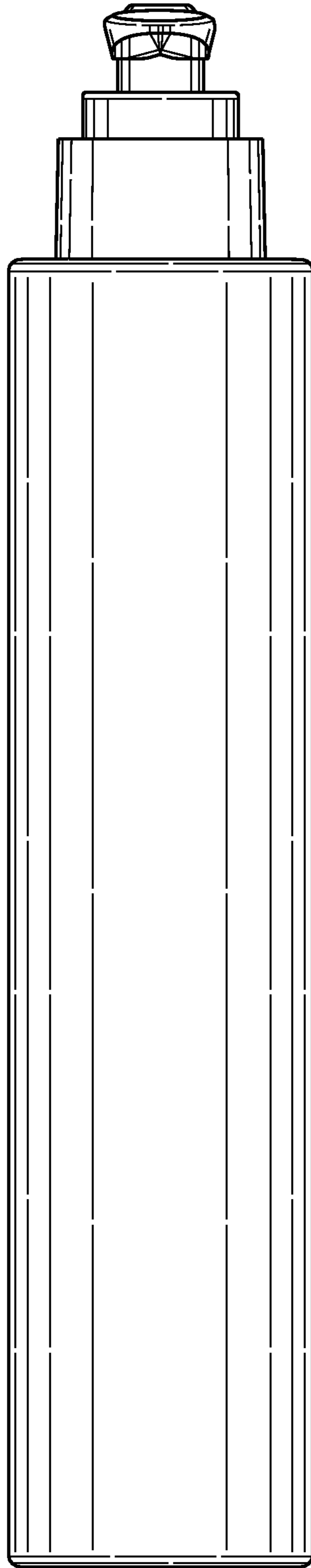


FIG. 4

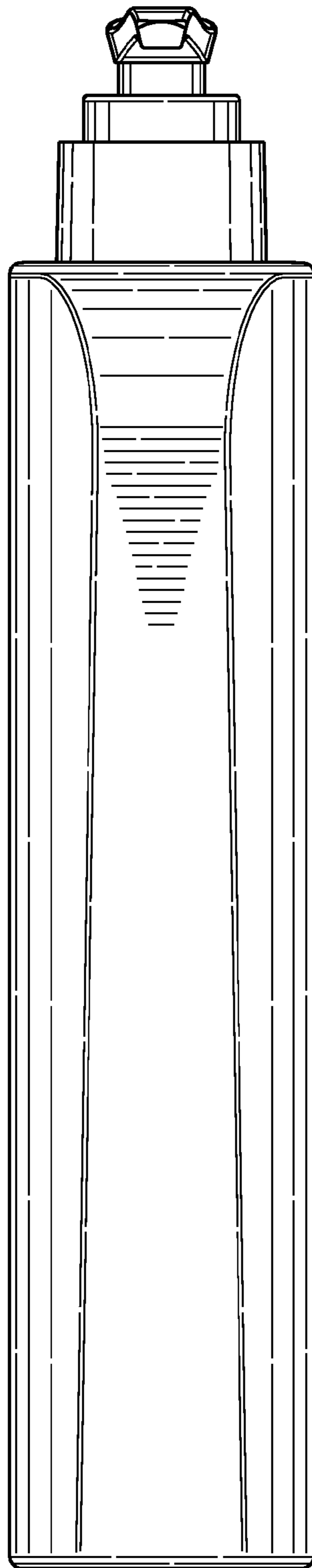


FIG. 5

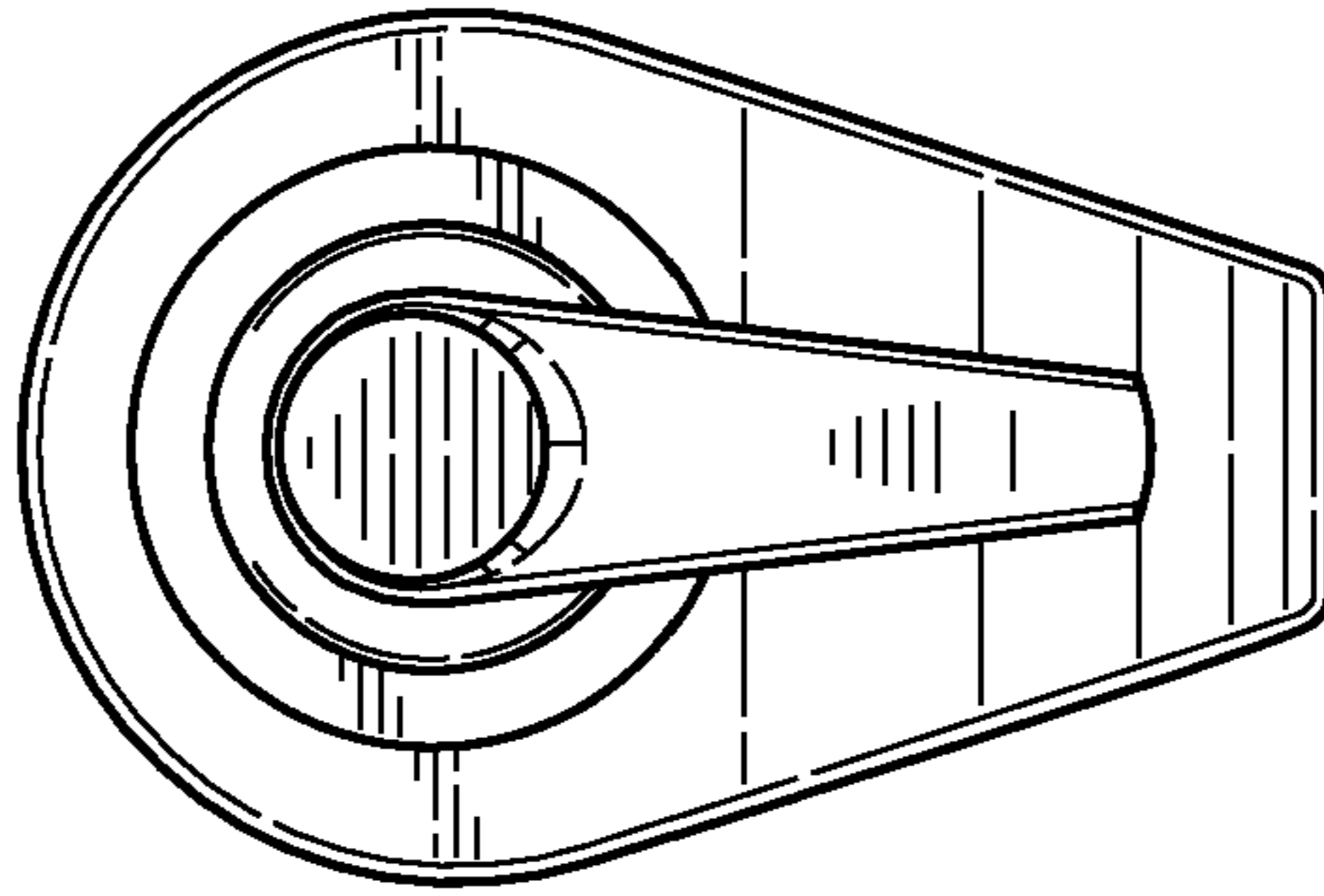


FIG. 6

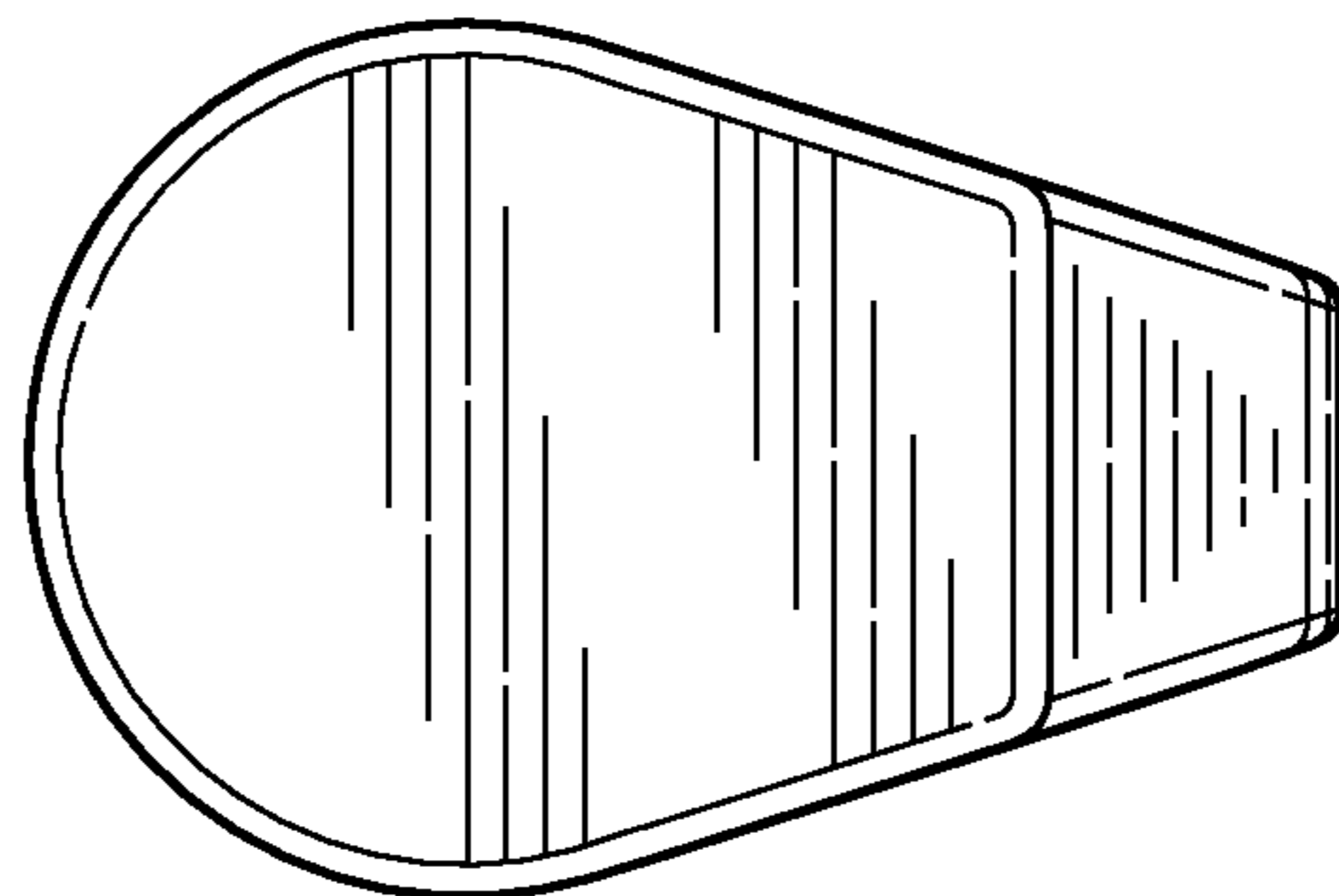


FIG. 7