



US00D583243S

(12) **United States Design Patent**
Botti et al.

(10) **Patent No.:** **US D583,243 S**

(45) **Date of Patent:** **** Dec. 23, 2008**

(54) **BOTTLE**

(75) Inventors: **Roger Botti**, Milan (IT); **Antonio Duva**, Milan (IT); **Alice Tacconi**, Casalpusterlengo (IT)

(73) Assignee: **Conopco, Inc.**, Englewood Cliffs, NJ (US)

(**) Term: **14 Years**

(21) Appl. No.: **29/271,070**

(22) Filed: **Jan. 9, 2007**

(51) **LOC (8) Cl.** **09-01**

(52) **U.S. Cl.** **D9/530; D9/564; D9/565**

(58) **Field of Classification Search** D9/667, D9/682, 685-694, 516, 520-522, 529-530, D9/537-543, 549, 550-552, 554, 556-558, D9/564-565; 215/371, 379, 382-384; 220/660, 220/662, 669

See application file for complete search history.

(56) **References Cited**

U.S. PATENT DOCUMENTS

D383,679 S *	9/1997	Wilson et al.	D9/552
D399,431 S *	10/1998	de Baschmakoff	D9/540
D423,942 S *	5/2000	Markey et al.	D9/552
D458,542 S *	6/2002	Cummings et al.	D9/530
D460,917 S *	7/2002	Trabal	D9/551
D509,745 S *	9/2005	Hill et al.	D9/529
D538,671 S *	3/2007	O'Danahue	D9/538

D540,680 S *	4/2007	Perry et al.	D9/516
D543,460 S *	5/2007	Perry et al.	D9/516
D548,097 S *	8/2007	Whipple	D9/541
D553,502 S *	10/2007	Toh	D9/530
D553,503 S *	10/2007	Toh	D9/530
D554,514 S *	11/2007	Floyd et al.	D9/530
D555,003 S *	11/2007	Perry et al.	D9/552
D558,580 S *	1/2008	Kuzma et al.	D9/541
D565,417 S *	4/2008	Lee et al.	D9/541
D565,955 S *	4/2008	Bernard et al.	D9/521
D566,564 S *	4/2008	Lee et al.	D9/521

* cited by examiner

Primary Examiner—Carol Rademaker

(74) *Attorney, Agent, or Firm*—Ronald A. Koatz

(57) **CLAIM**

The ornamental design for a bottle, substantially as shown and described.

DESCRIPTION

FIG. 1 is a top, front, and right side perspective view of a bottle showing our new design;

FIG. 2 is a front elevational view thereof;

FIG. 3 is a top plan view thereof;

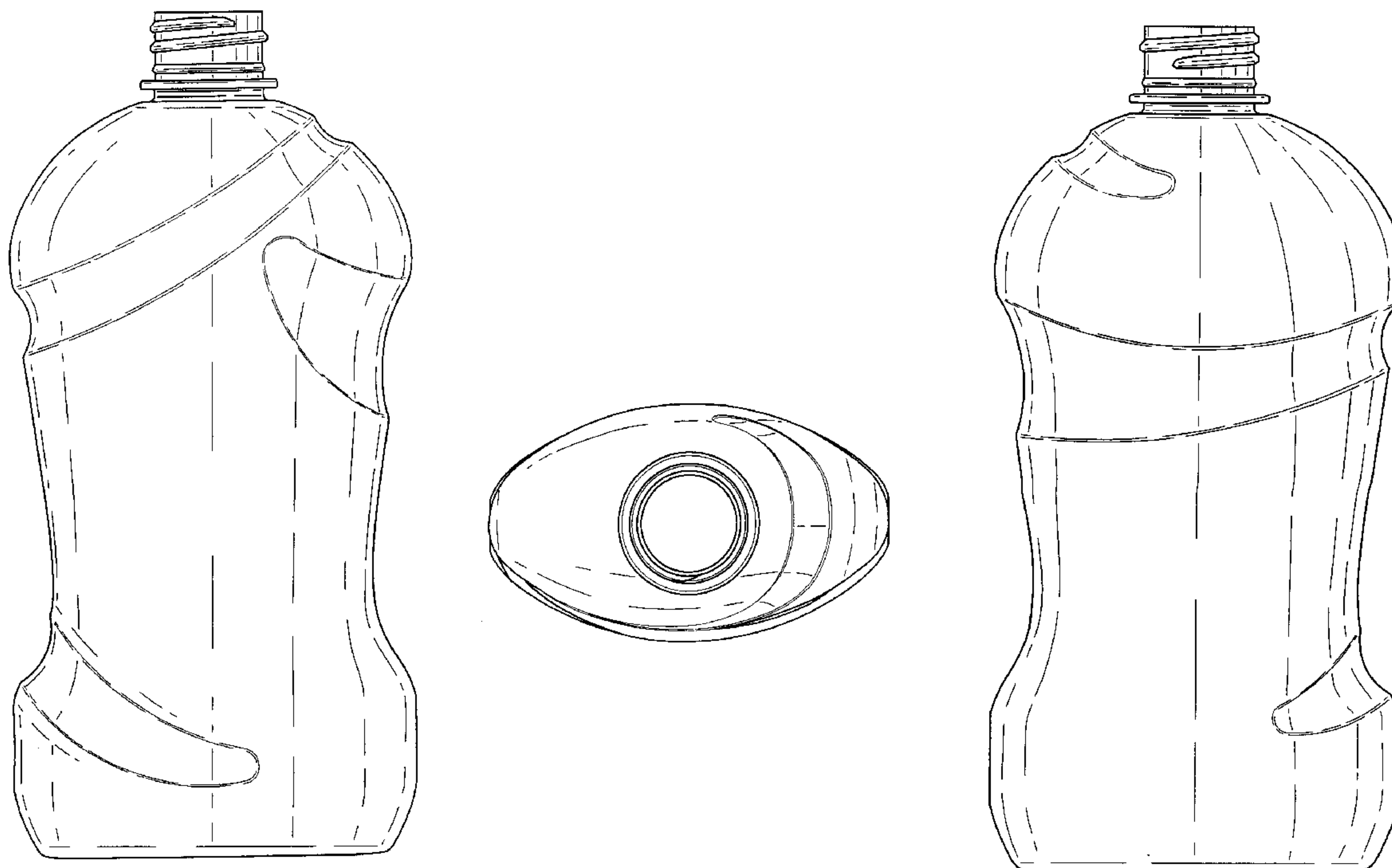
FIG. 4 is a back elevational view thereof;

FIG. 5 is a bottom plan view thereof;

FIG. 6 is a right side elevational view thereof; and,

FIG. 7 is a left side elevational view thereof.

1 Claim, 4 Drawing Sheets



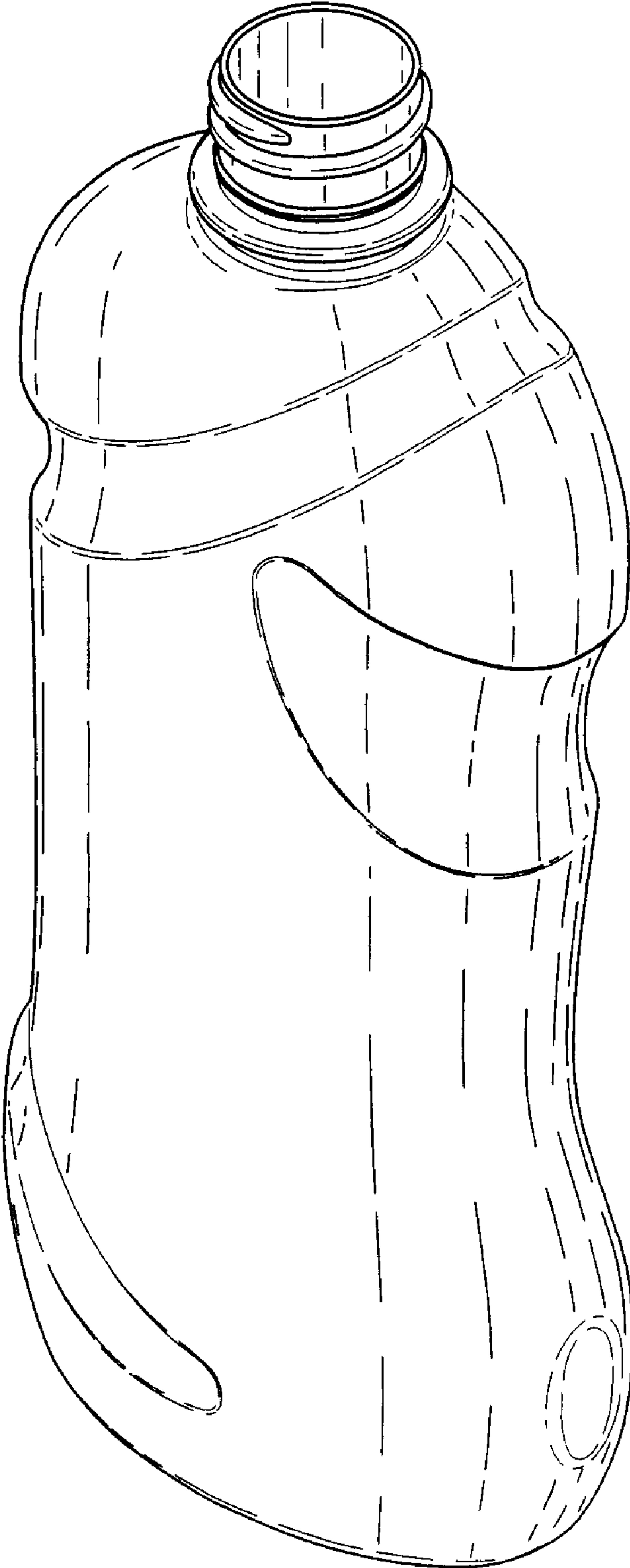


Fig. 1.

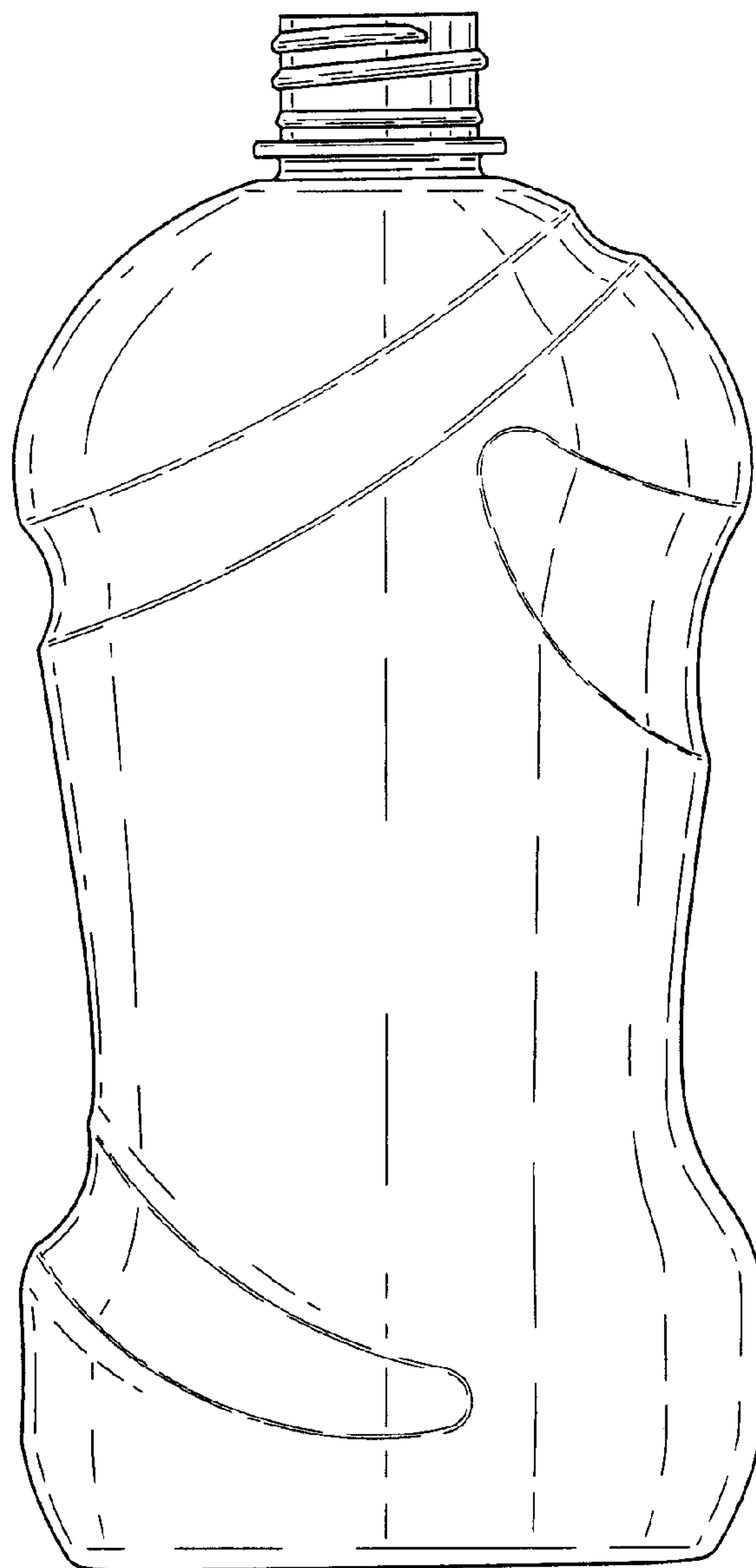


Fig.2.

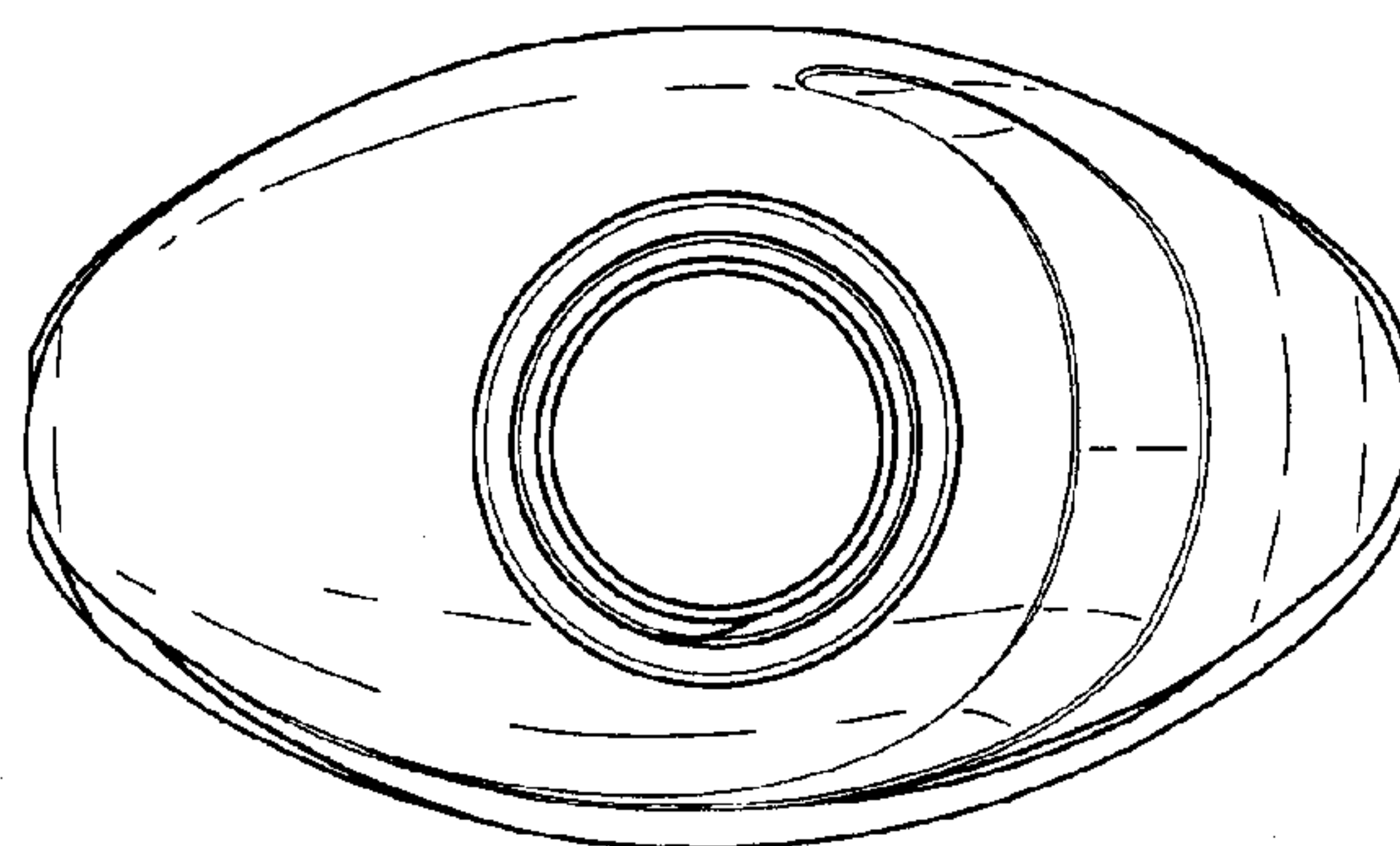


Fig.3.

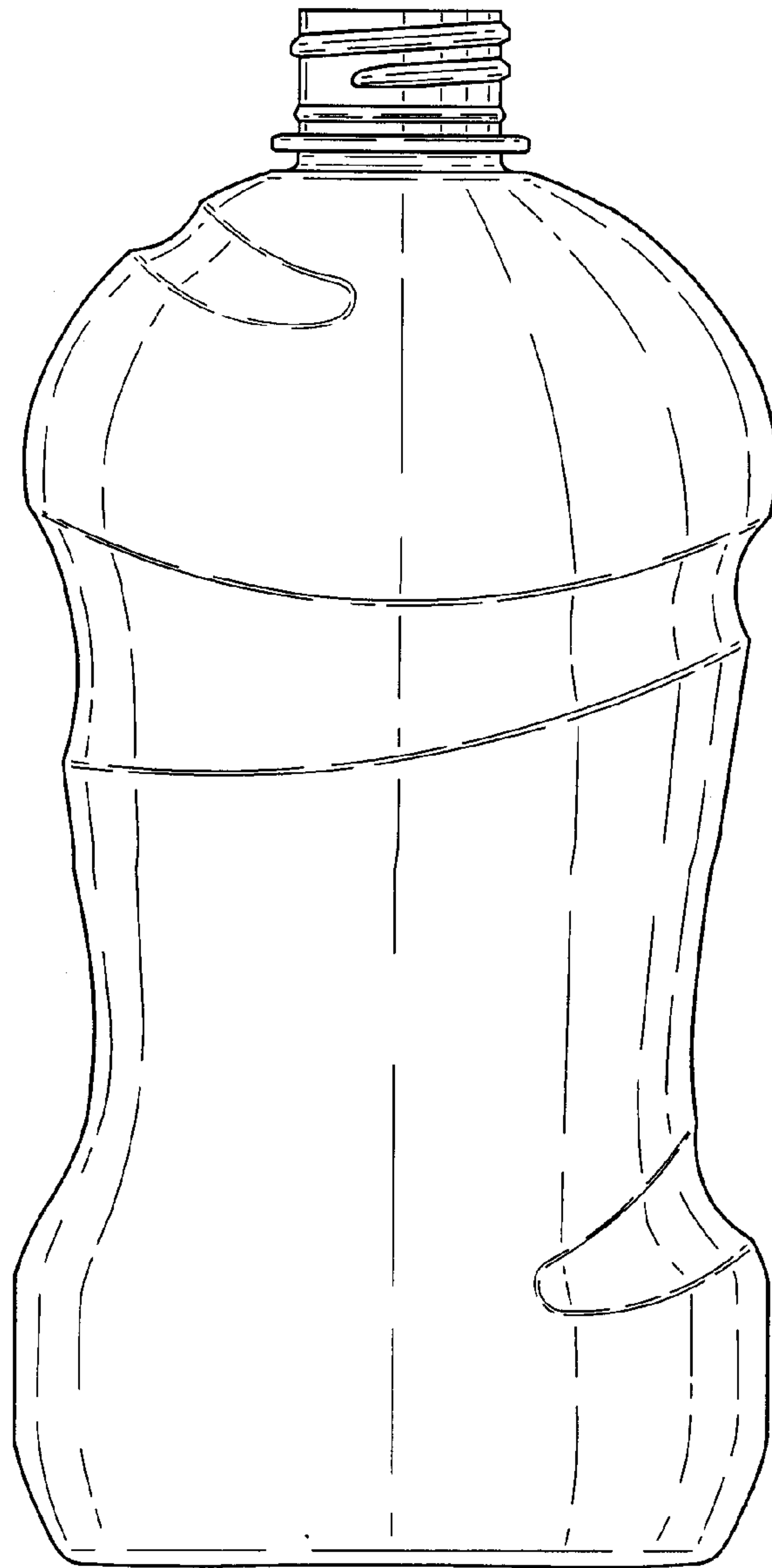


Fig. 4.

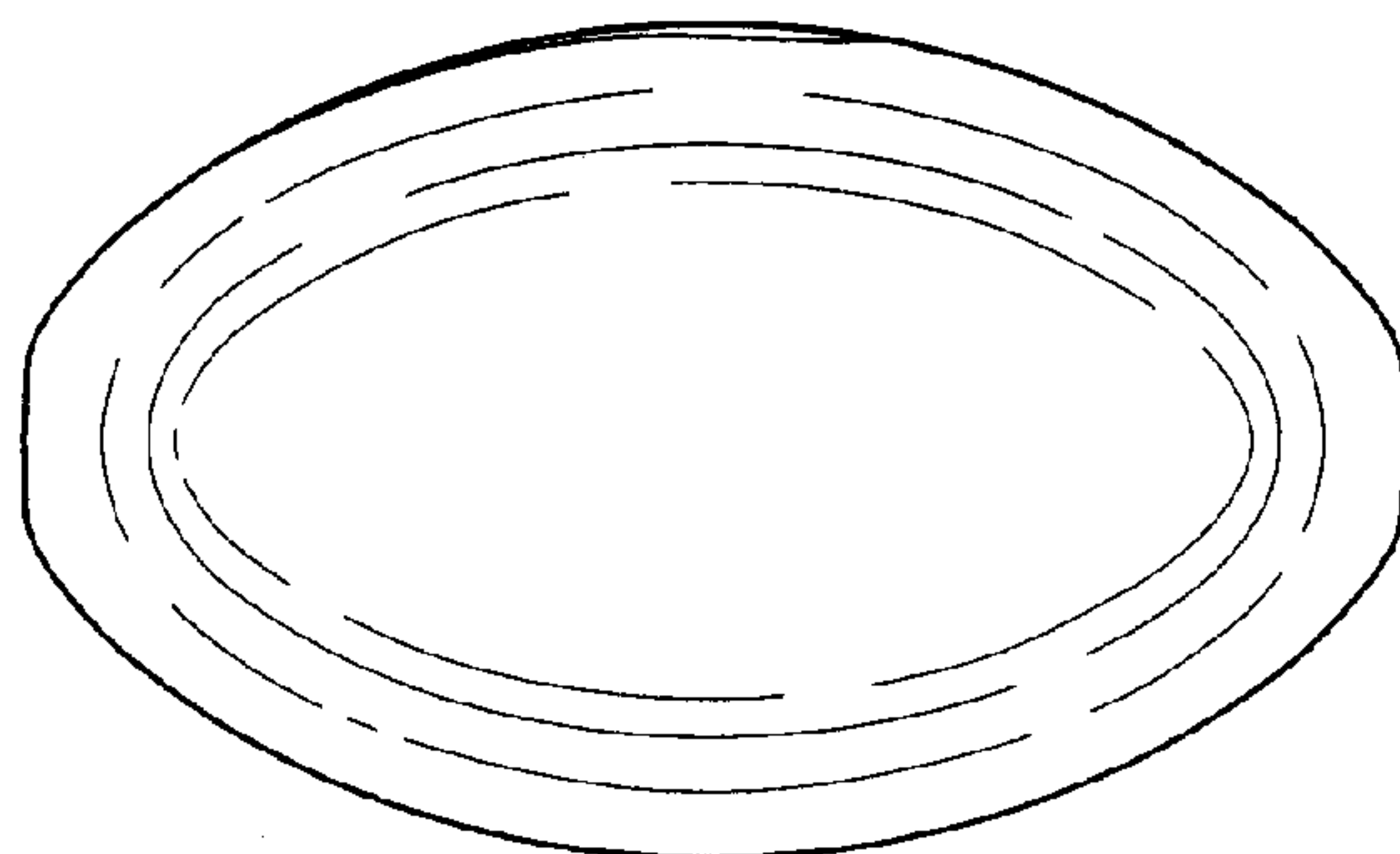


Fig. 5.

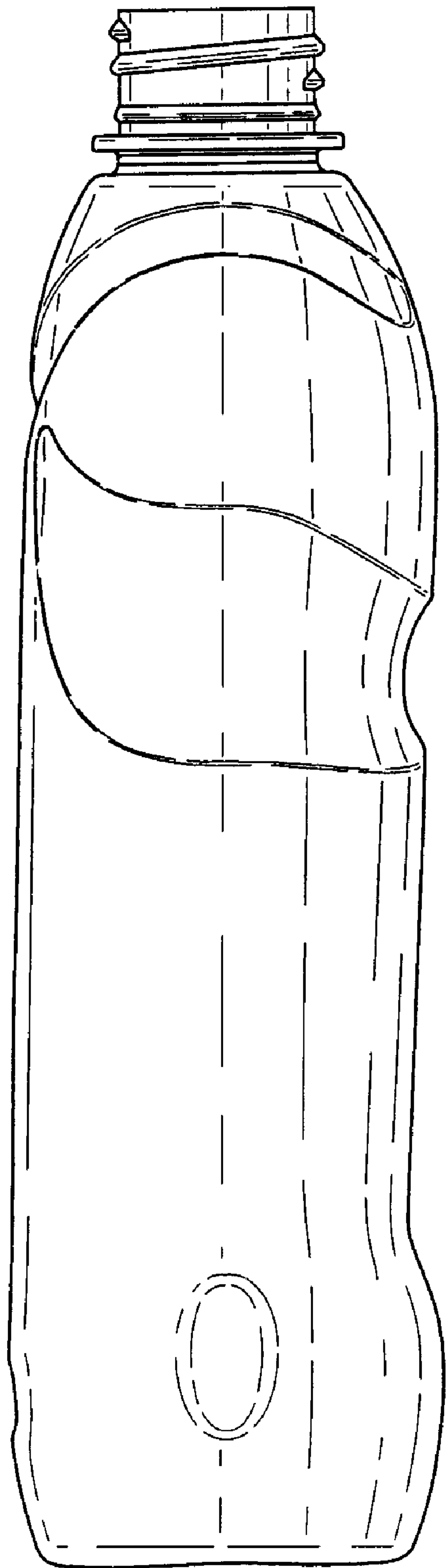


Fig.6.




Fig.7.