



US00D583239S

(12) **United States Design Patent**
Crowley

(10) **Patent No.:** **US D583,239 S**
(45) **Date of Patent:** **** Dec. 23, 2008**

(54) **DISPLAY CARD**

(75) Inventor: **Thomas Crowley**, North Bergen, NJ
(US)

(73) Assignee: **Lotta Luv, LLC**, New York, NY (US)

(**) Term: **14 Years**

(21) Appl. No.: **29/305,439**

(22) Filed: **Mar. 20, 2008**

(51) **LOC (8) Cl.** **09-03**

(52) **U.S. Cl.** **D9/457**

(58) **Field of Classification Search** D9/414,
D9/415, 432, 433, 434, 455, 456, 457, 499;
D8/373; D24/145; D6/513, 515; D20/22,
D20/27, 39, 40, 42, 43; 426/115; 229/101,
229/103, 115, 902, 906, 942; 223/87; 206/468,
206/469, 528, 529, 530, 531, 532, 534, 539,
206/538, 551; D14/371, 432, 435, 436, 437,
D14/438

See application file for complete search history.

(56) **References Cited**

U.S. PATENT DOCUMENTS

2,572,889 A 10/1951 Strykower
D243,443 S * 2/1977 Hayashi D9/415
D268,811 S * 5/1983 Black D24/145
D288,775 S * 3/1987 Alshooler D8/373
D379,305 S * 5/1997 VanFleet D9/457
6,073,758 A 6/2000 Webster et al.

6,126,008 A 10/2000 Cox
D449,992 S * 11/2001 Blackburn D9/457
6,471,053 B1 10/2002 Feibelman
6,736,267 B2 5/2004 Schamante
D514,436 S 2/2006 McGuinness
D543,110 S * 5/2007 Harada et al. D9/457
D571,207 S * 6/2008 Rozanski D9/457

* cited by examiner

Primary Examiner—Robert M Spear

Assistant Examiner—Barbara B Lohr

(74) *Attorney, Agent, or Firm*—Baker & Rannells, PA

(57) **CLAIM**

The ornamental design for a display card, as shown and described.

DESCRIPTION

FIG. 1 is a perspective view of a display card showing a first embodiment of my new design;

FIG. 2 is a an exploded perspective view of my new design;

FIG. 3 is a front elevational view;

FIG. 4 is a rear elevational view;

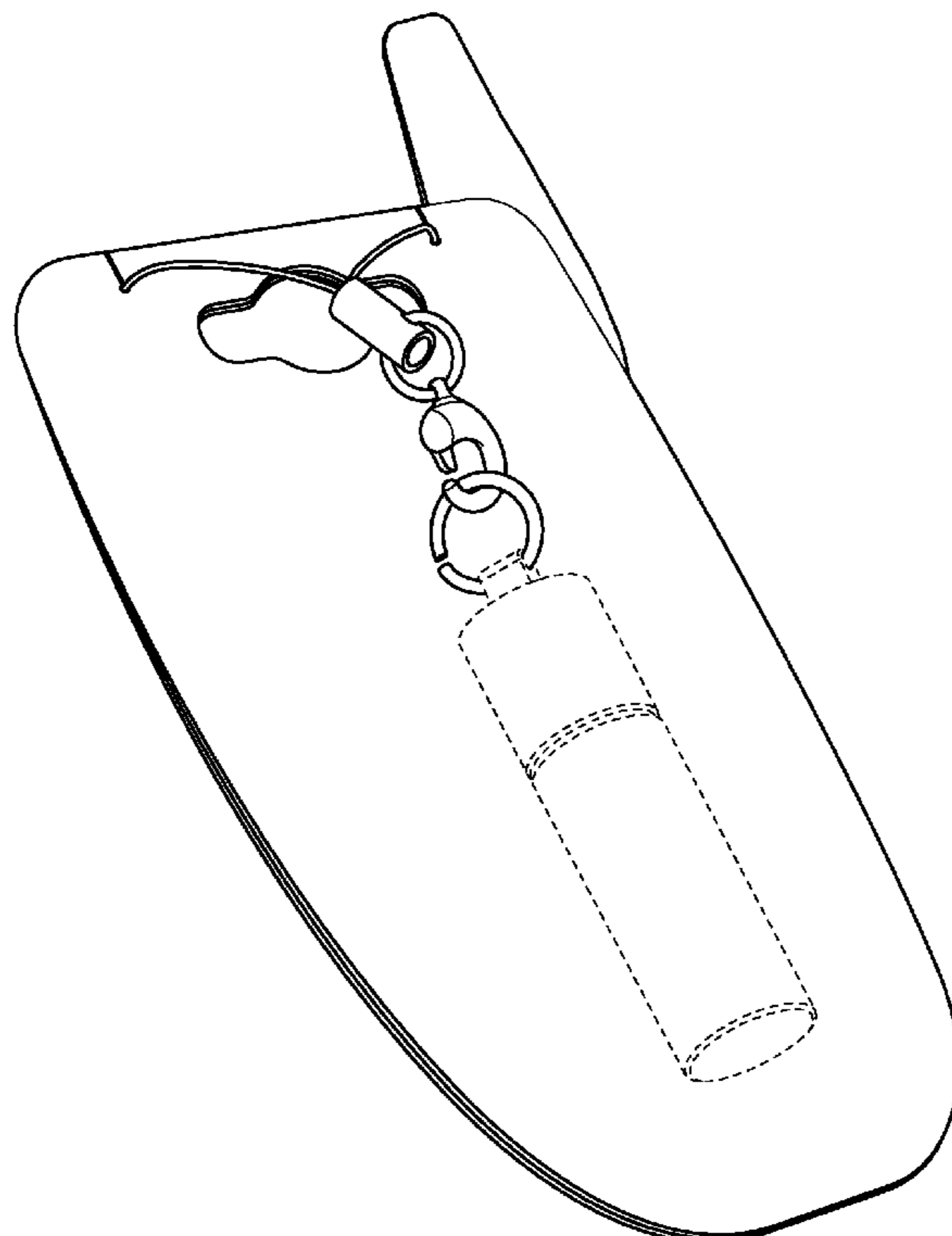
FIG. 5 is a left side elevational view, a right side elevation view being a mirror image thereof; and

FIG. 6 is a top elevational view; and,

FIG. 7 is a bottom elevational view.

The broken lines in the drawings represent unclaimed environmental subjects matter.

1 Claim, 4 Drawing Sheets



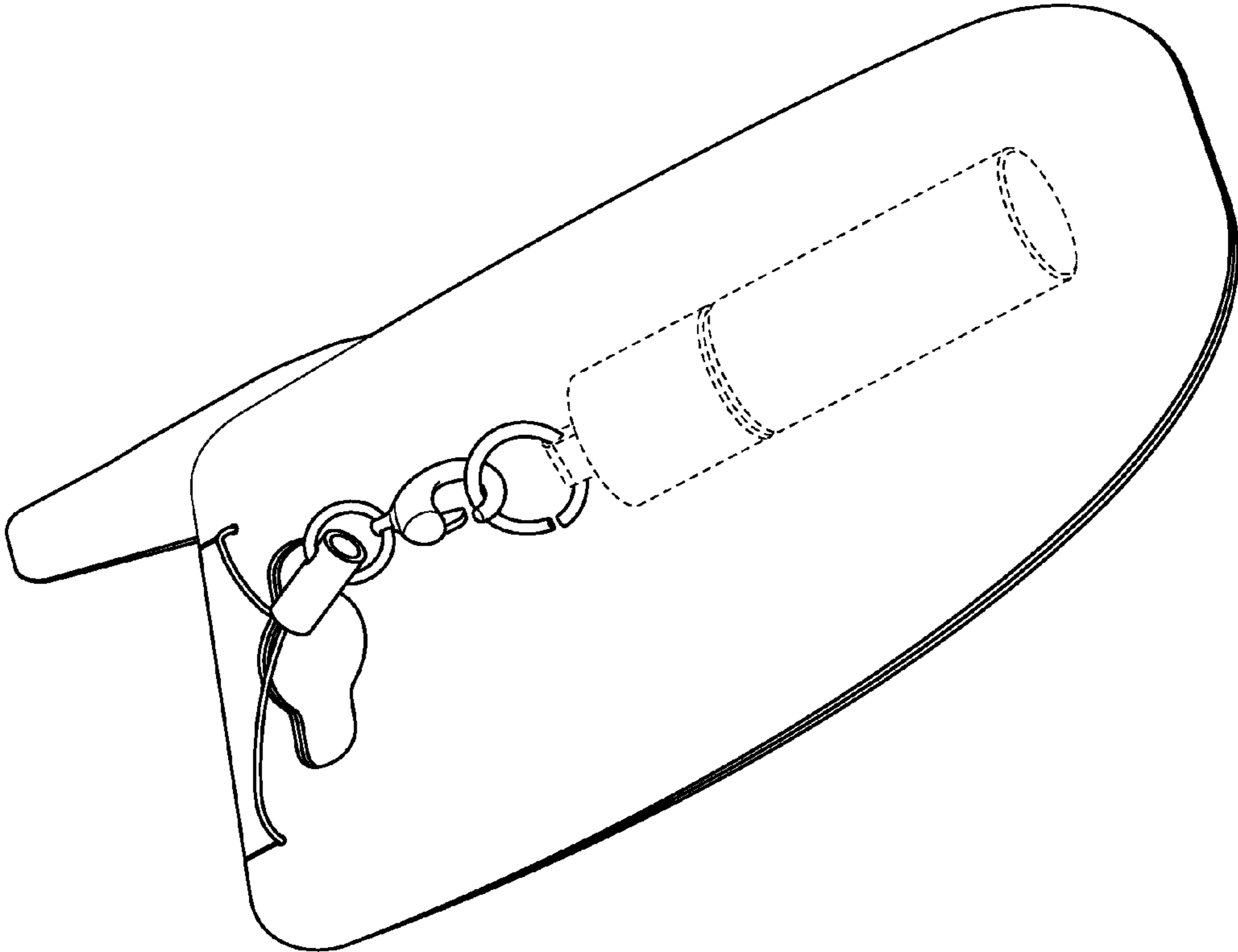


FIG. 1

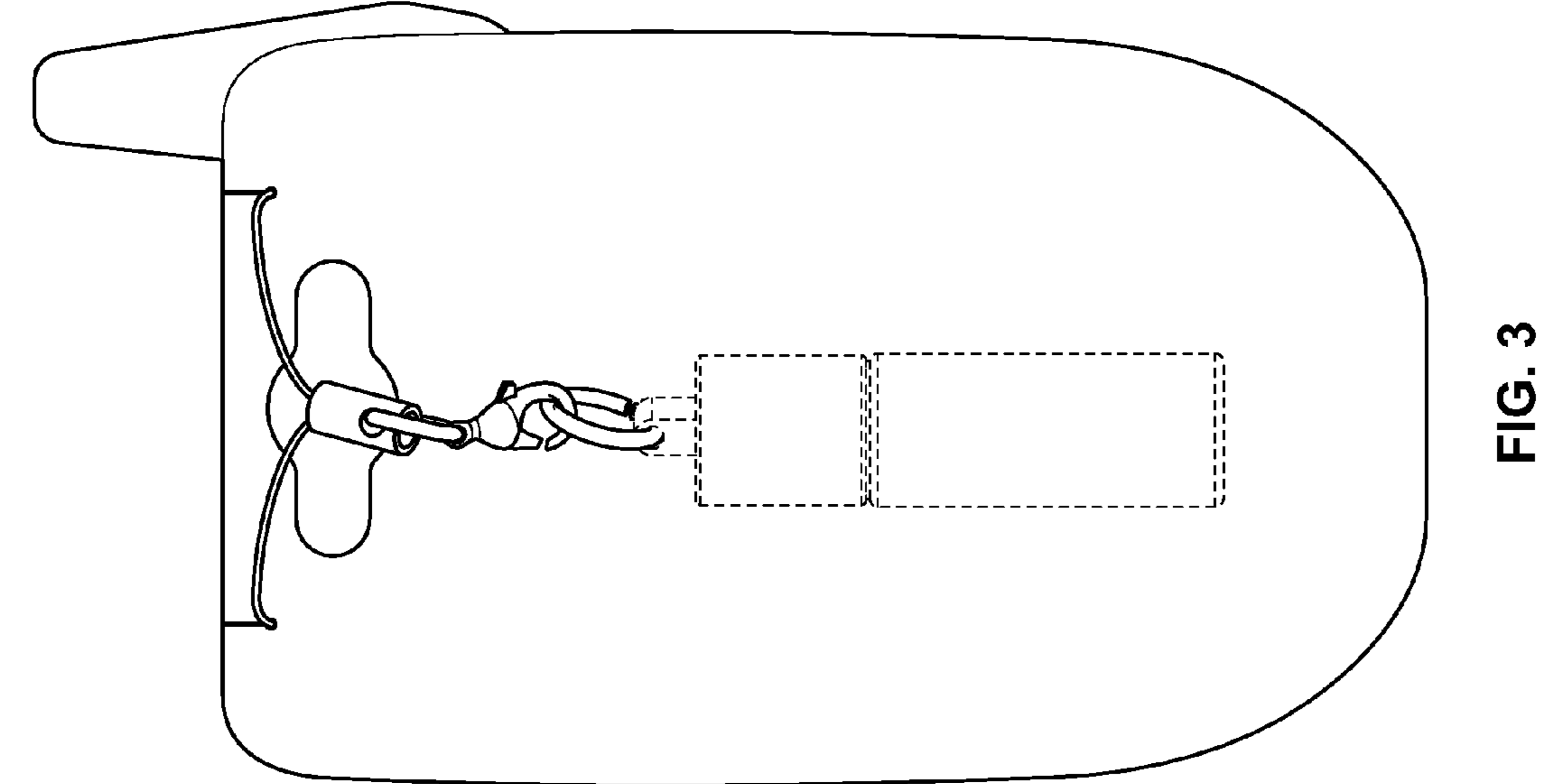


FIG. 2

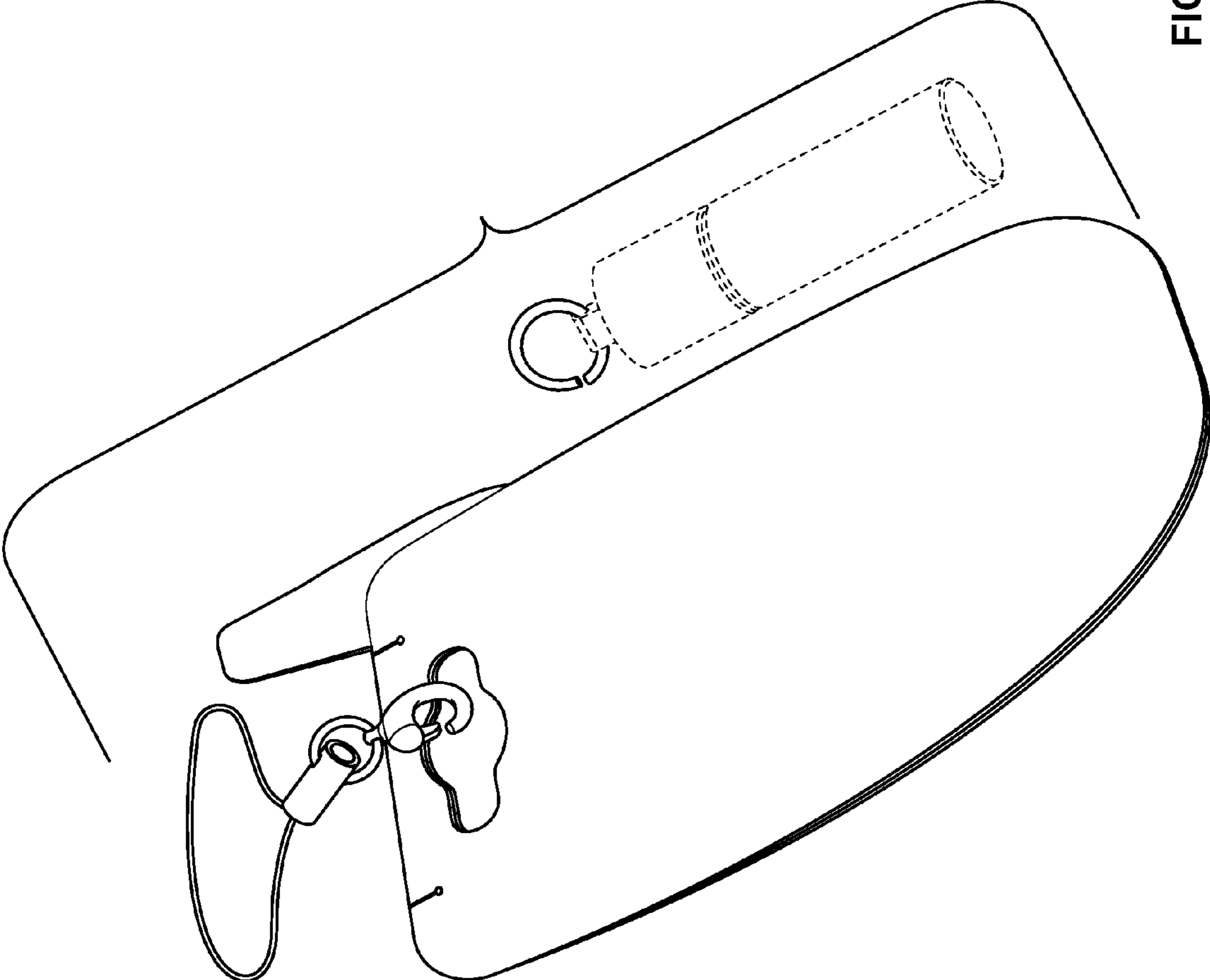


FIG. 3

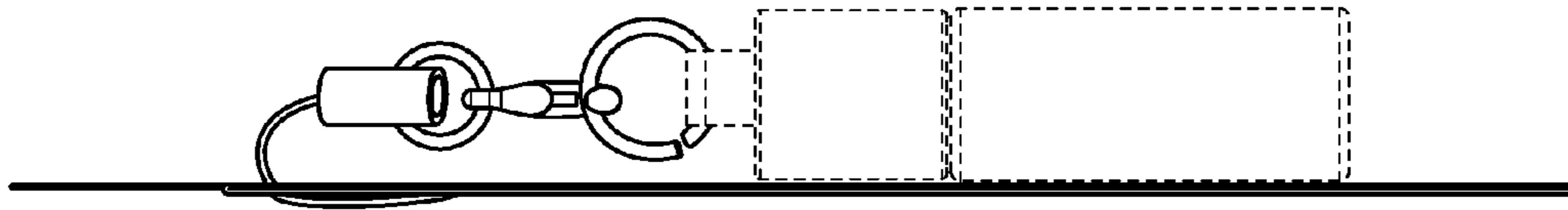


FIG. 5




FIG. 4

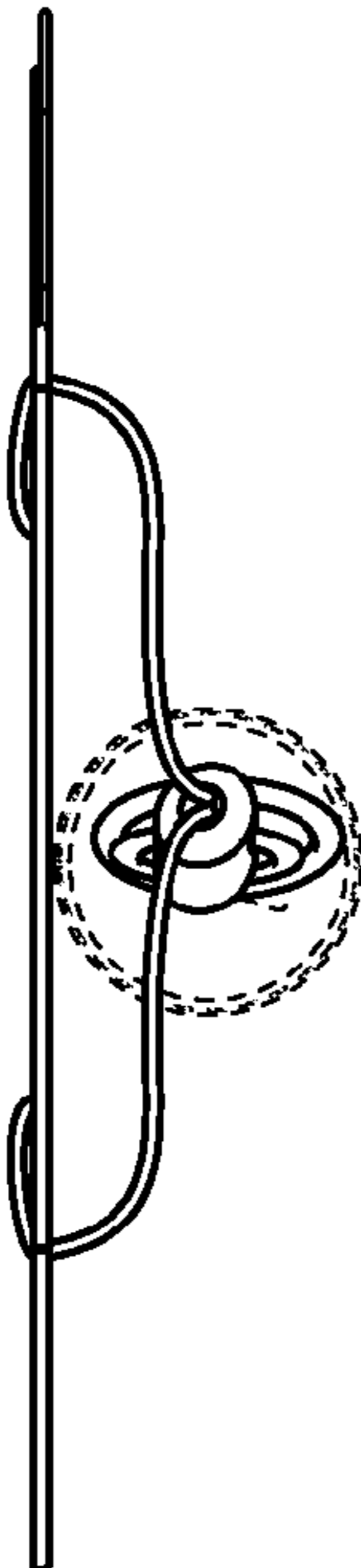


FIG. 6

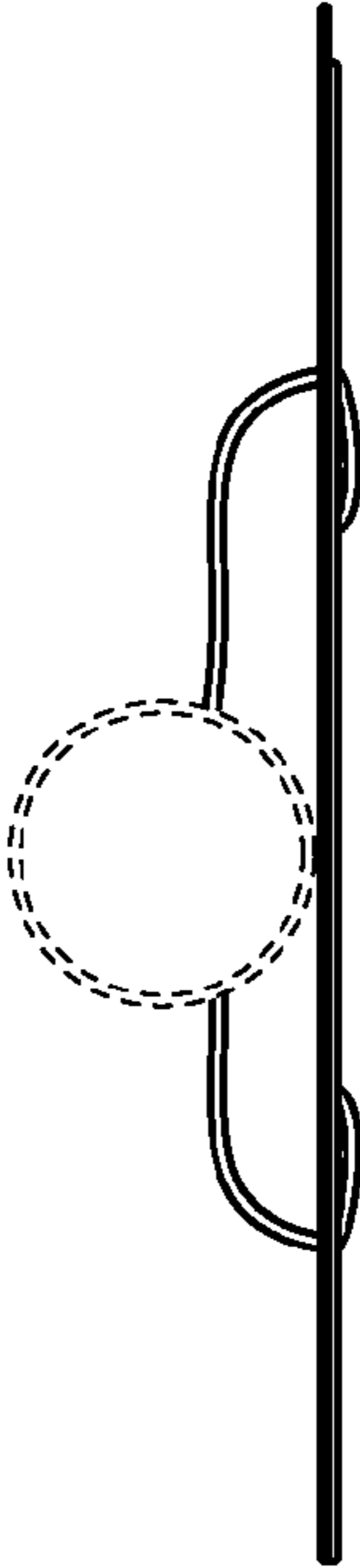


FIG. 7