



US00D583232S

(12) **United States Design Patent**  
**Dibnah et al.**

(10) **Patent No.:** **US D583,232 S**  
(45) **Date of Patent:** **\*\* Dec. 23, 2008**

(54) **DISPENSER FOR COSMETICS**  
(75) Inventors: **Carl Dibnah**, Hull (GB); **Chris Padain**, Hull (GB)  
(73) Assignee: **Reckitt Benckiser (UK) Limited**, Slough, Berkshire (GB)

D101,991 S \* 11/1936 Humphrey ..... D9/447  
D136,098 S \* 8/1943 Hartman ..... D9/447  
2,550,132 A \* 4/1951 Woods ..... 222/490  
D264,053 S \* 4/1982 Ma et al. .... D9/447  
6,877,626 B2 \* 4/2005 Sherrod ..... 215/319

(\*\*) Term: **14 Years**  
(21) Appl. No.: **29/271,844**  
(22) Filed: **Jan. 26, 2007**

(30) **Foreign Application Priority Data**  
Jul. 27, 2006 (EM) ..... 000567243-0001  
Jul. 27, 2006 (EM) ..... 000567243-0002

(51) **LOC (8) Cl.** ..... **09-07**  
(52) **U.S. Cl.** ..... **D9/447**  
(58) **Field of Classification Search** ..... D9/754,  
D9/753, 752, 741, 728, 724, 697, 695, 529,  
D9/524, 516, 454, 447, 445, 444, 442, 440,  
D9/439, 435, 434; D7/679, 590-597, 511,  
D7/510, 401.1, 398; 241/169, 169.1, 168;  
229/906.1; 222/567, 566, 545, 482, 480,  
222/356, 151, 149, 142.1-142.9; 220/713,  
220/254.1, 703, 269

See application file for complete search history.

(56) **References Cited**  
U.S. PATENT DOCUMENTS

421,363 A \* 2/1890 Underwood ..... 401/264

**OTHER PUBLICATIONS**

U.S. Appl. No. 11/547,579, filed Mar. 16, 2007, Device and Method.  
U.S. Appl. No. 11/547,580, filed Oct. 3, 2006, Device and Method.  
U.S. Appl. No. 11/578,211, filed Mar. 16, 2007, Device and Method.  
U.S. Appl. No. 29/271,825, filed Jan. 26, 2007, Dispenser for Cosmetics.

\* cited by examiner

*Primary Examiner*—Susan Bennett Hattan  
(74) *Attorney, Agent, or Firm*—TraskBritt


(57) **CLAIM**


The ornamental design for a dispenser for cosmetics, as shown and described.

**DESCRIPTION**


FIG. 1 is a perspective view showing our new design;  
FIG. 2 is a front view of our new design;  
FIG. 3 is a rear view of our new design;  
FIG. 4 is a side view of our design;  
FIG. 5 is an opposing side view of our new design; and,  
FIG. 6 is a top view of our new design.

**1 Claim, 1 Drawing Sheet**

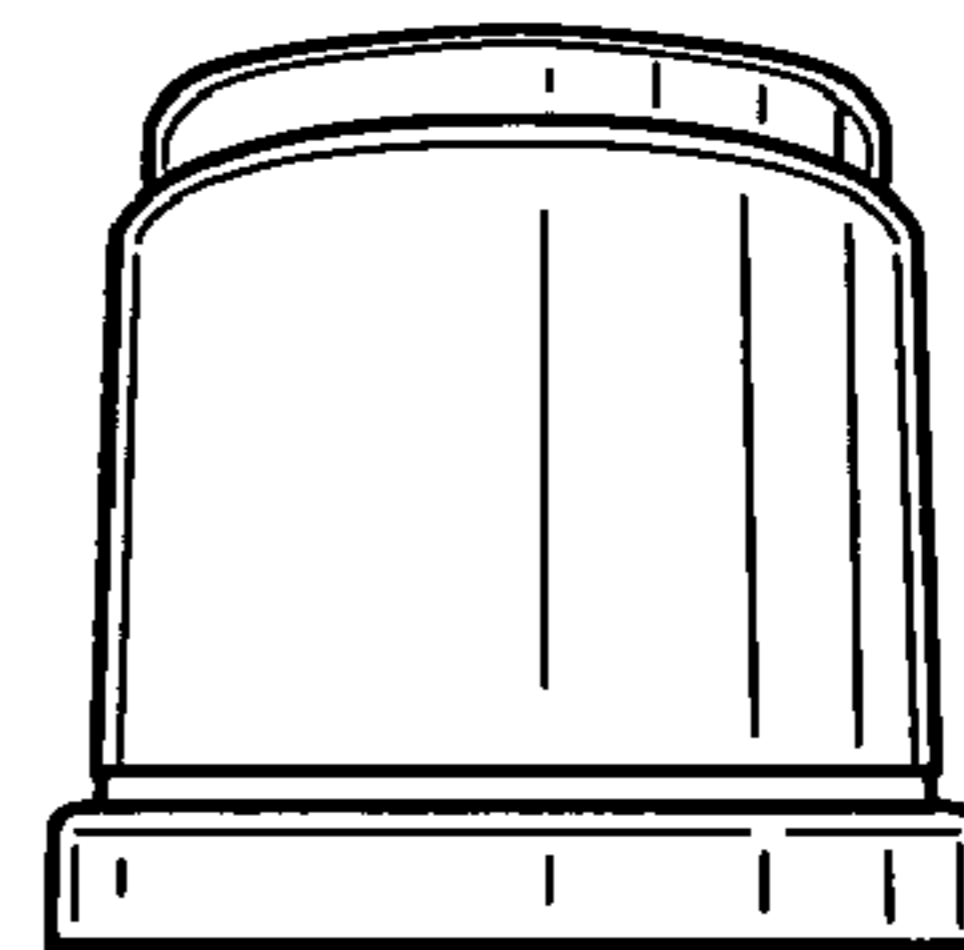





**FIG. 1**




**FIG. 2**



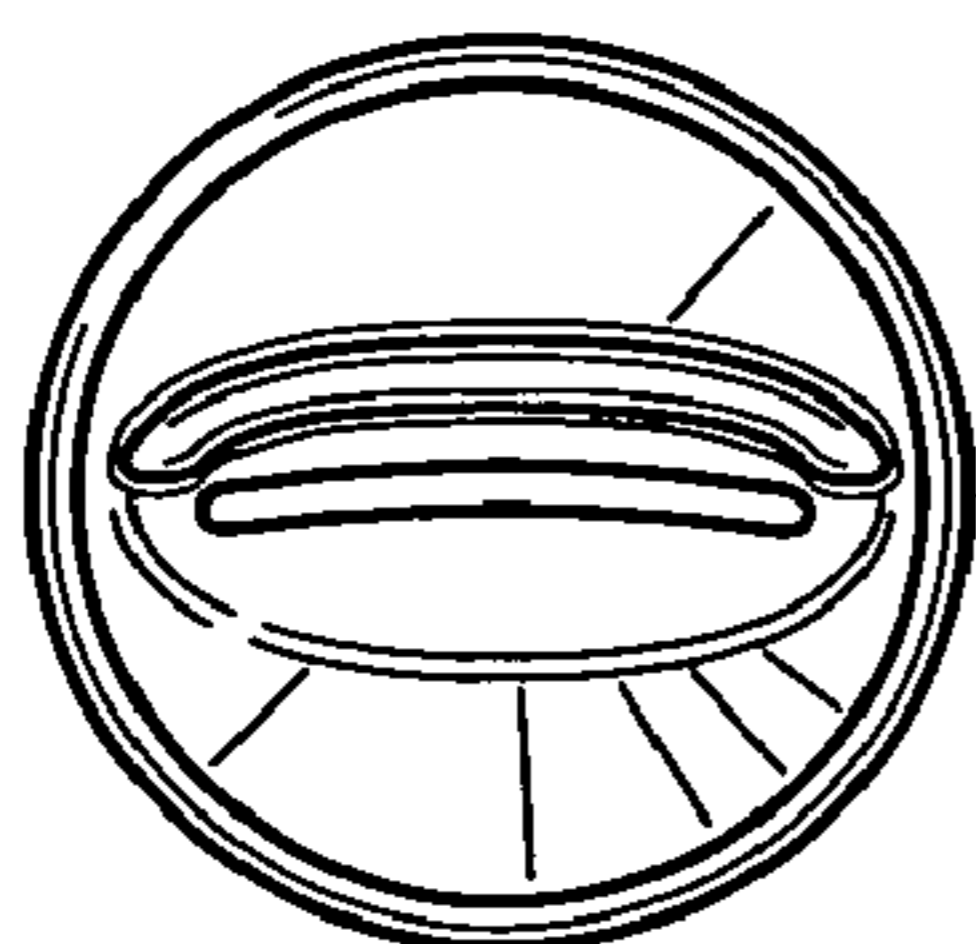
**FIG. 3**



**FIG. 4**



**FIG. 5**



**FIG. 6**