



US00D583228S

(12) **United States Design Patent**
Ames et al.

(10) **Patent No.:** **US D583,228 S**

(45) **Date of Patent:** **** Dec. 23, 2008**

(54) **BOX**

(75) Inventors: **Gregory Churchill Ames**, Cincinnati, OH (US); **Mark A. Nichols**, Newton Highlands, MA (US); **Alison R. Maiorano**, San Francisco, CA (US); **Glen V. Walter**, Boxford, MA (US); **Douglas A. Marsden**, Marblehead, MA (US); **Anna Magdalena Engström**, Cambridge, MA (US)

(73) Assignee: **The Procter & Gamble & Company**, Cincinnati, OH (US)

(**) Term: **14 Years**

(21) Appl. No.: **29/305,767**

(22) Filed: **Mar. 27, 2008**

(51) **LOC (8) Cl.** **09-03**

(52) **U.S. Cl.** **D9/432; D9/418**

(58) **Field of Classification Search** D9/414-416, D9/418-420, 423-428, 430-432, 434; D7/354, D7/396.1, 392.1, 394, 538, 543-545, 550.1, D7/551, 554.3, 587, 566, 584, 586, 629, 667; 220/4.22-4.24, 574, 604-608, 659, 675, 220/781-782, 793, 835, 839, DIG. 14; 206/119, 206/470, 508, 545, 806; 229/406; 219/725, 219/735

See application file for complete search history.

(56) **References Cited**

U.S. PATENT DOCUMENTS

D79,888 S * 11/1929 MacMillan D9/432
D92,415 S * 6/1934 McClintock, Jr. D9/432

D211,356 S * 6/1968 Jensen D3/272
4,148,418 A * 4/1979 Ewing et al. 222/183
D267,847 S * 2/1983 Pielert D7/707
D330,674 S * 11/1992 Lyon D9/420
D373,080 S * 8/1996 Prosperi et al. D9/418
D496,859 S * 10/2004 Hamuro et al. D9/432
D505,320 S * 5/2005 Gattefosse et al. D9/732
D510,519 S * 10/2005 Katayama et al. D9/418
D567,080 S * 4/2008 Bone et al. D9/432
D576,033 S * 9/2008 Apple D9/418

* cited by examiner

Primary Examiner—Robert M Spear
Assistant Examiner—Susan E Krakower

(74) *Attorney, Agent, or Firm*—Idris N. McKelvey; Laura R. Grunzinger

(57) **CLAIM**

The ornamental design for a box, as shown and described.

DESCRIPTION

FIG. 1 is a perspective view of a box embodying our new design;

FIG. 2 is a front view thereof;

FIG. 3 is a back view thereof;

FIG. 4 is a right view thereof;

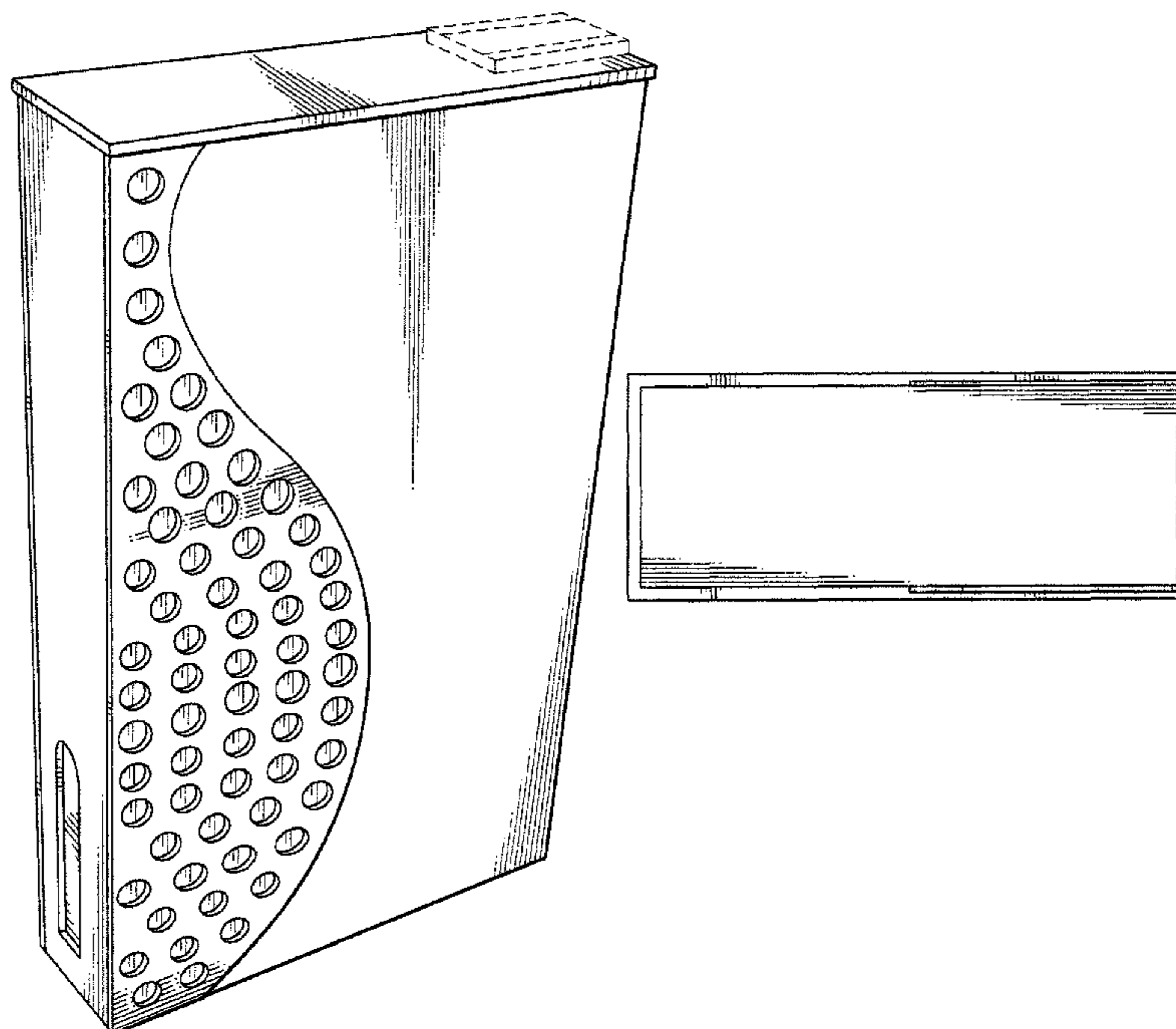
FIG. 5 is a left view thereof;

FIG. 6 is a top view thereof; and,

FIG. 7 is a bottom view thereof.

The broken lines illustrate portions of the box which form no part of the claimed design.

1 Claim, 5 Drawing Sheets



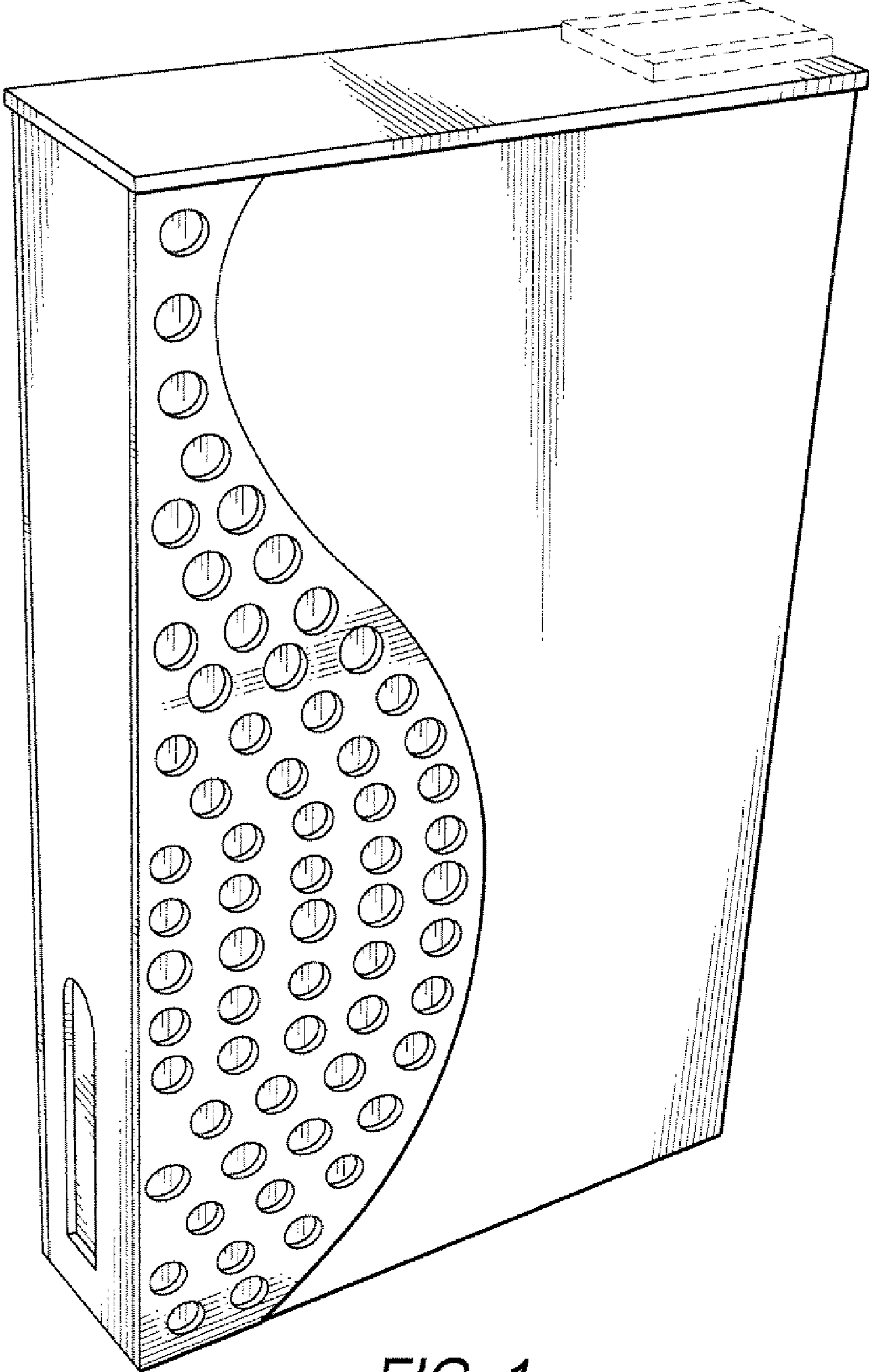


FIG. 1

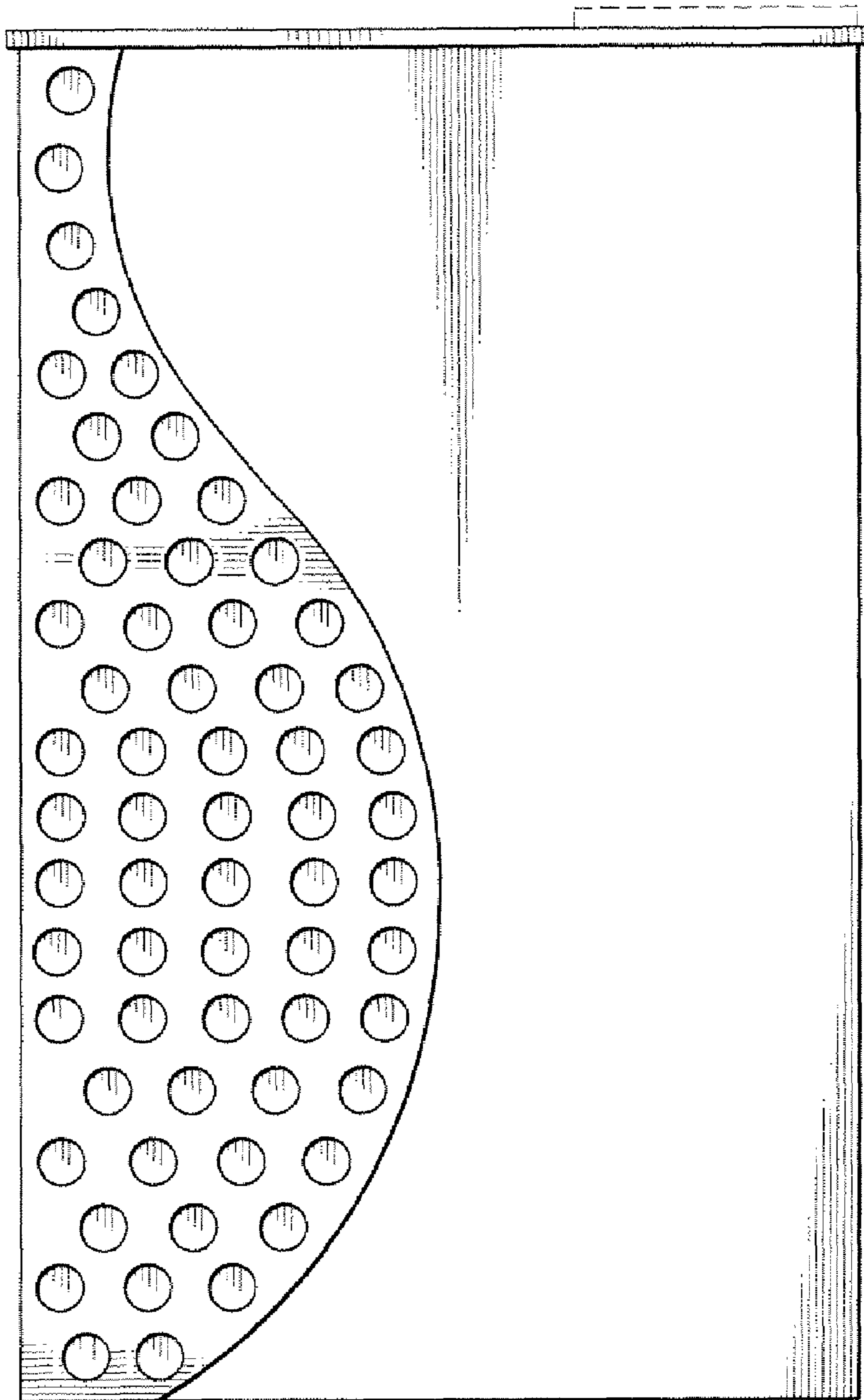


FIG. 2

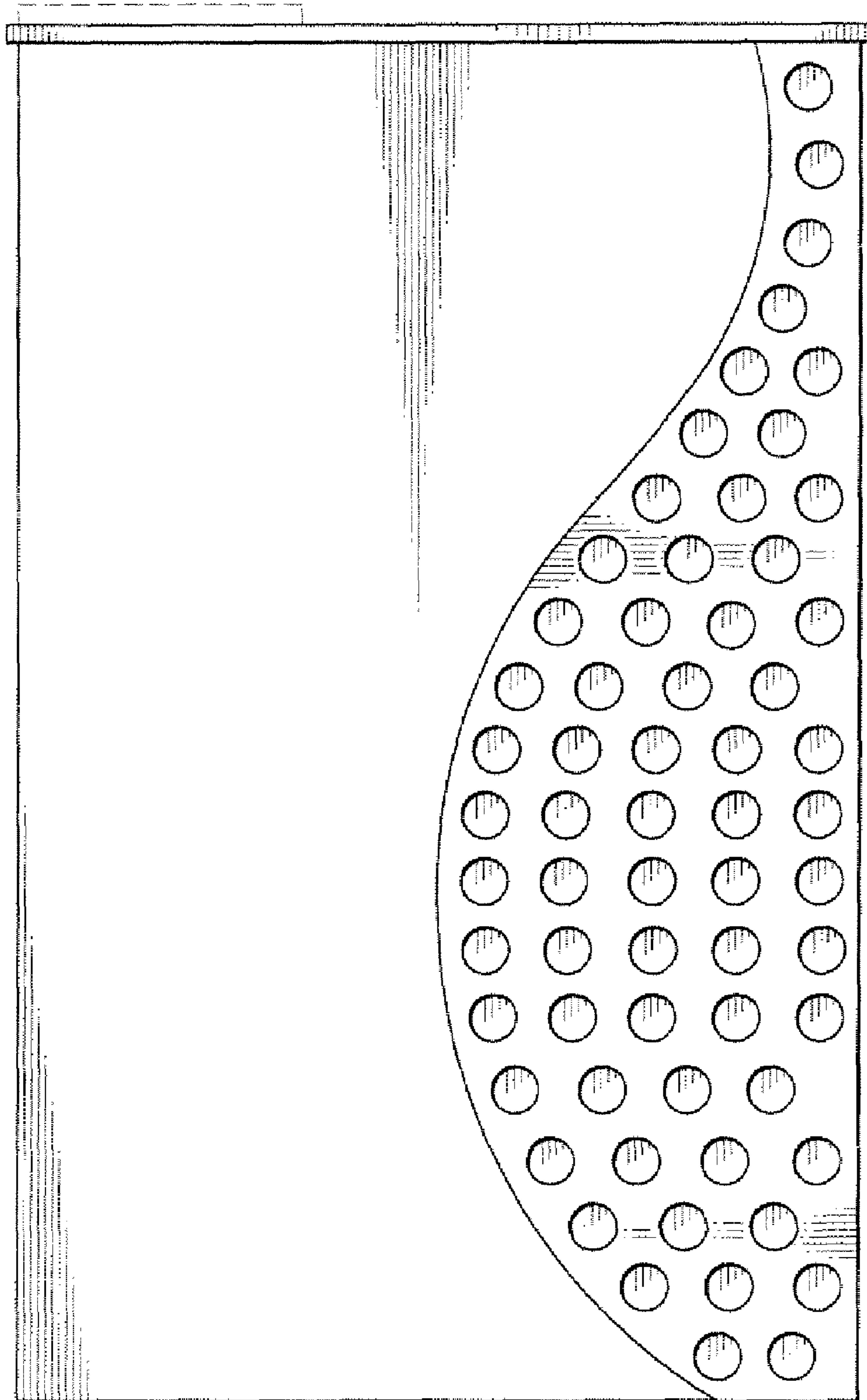


FIG. 3




FIG. 4




FIG. 5




FIG. 6




FIG. 7