



US00D583227S

(12) **United States Design Patent**
Vovan et al.

(10) **Patent No.:** **US D583,227 S**
(45) **Date of Patent:** **** Dec. 23, 2008**

(54) **PARTY TRAY**

(75) Inventors: **Terry Vovan**, Rialto, CA (US); **Jimmy Pho**, Los Angeles, CA (US); **Lauren Yee**, Los Angeles, CA (US)

(73) Assignee: **PWP Industries**, Vernon, CA (US)

(**) Term: **14 Years**

(21) Appl. No.: **29/308,692**

(22) Filed: **Jul. 1, 2008**

(51) **LOC (8) Cl.** **09-03**

(52) **U.S. Cl.** **D9/429**

(58) **Field of Classification Search** D9/414-415, D9/418, 423-429, 431-432, 435, 452-453, D9/515, 761; D7/354, 504, 500, 538, 550.1, D7/543, 545, 553.6, 554.2, 557, 565, 584-585, D7/602, 629, 672; D3/201, 203.1-203.3, D3/304, 307-314; 220/4.21-4.24, 23.8, 220/23.87, 266, 276, 377, 532-533, 655, 220/781-784, 790-791, 793, 835; 206/45.19, 206/45.32, 386, 425, 503, 508, 509, 511, 206/518-521, 541, 555, 558, 560, 564, 625, 206/643; 229/120, 125, 406; 426/106, 119, 426/129, 234; 219/734

See application file for complete search history.

(56) **References Cited**

U.S. PATENT DOCUMENTS

D200,724 S * 3/1965 Grogel D9/429

D225,364 S * 12/1972 Antoni D7/553.6
D316,210 S * 4/1991 Giugiaro D7/545
D334,323 S * 3/1993 Rohrbeck D7/554.2
D393,801 S * 4/1998 Hayes et al. D9/429
D468,201 S * 1/2003 Huber D9/428
D538,108 S * 3/2007 McMullin D7/545
D546,128 S * 7/2007 Carlson D7/554.2
D552,933 S * 10/2007 Sarnoff et al. D7/550.1

* cited by examiner

Primary Examiner—Robert M Spear
Assistant Examiner—Susan E Krakower
(74) *Attorney, Agent, or Firm*—Leon D. Rosen

(57) **CLAIM**

The ornamental design for party tray, as shown and described.

DESCRIPTION

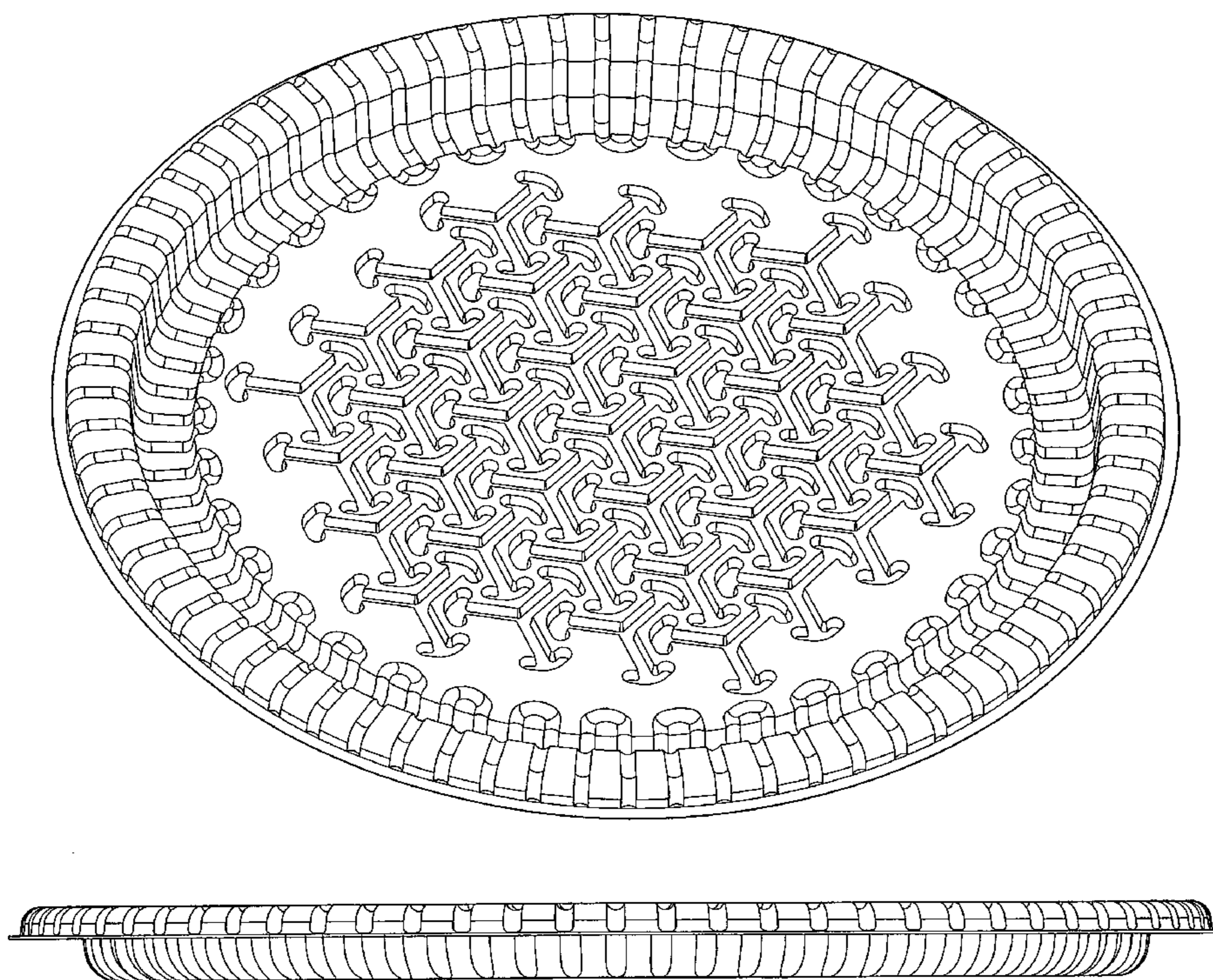
FIG. 1 is a top isometric view of party tray, showing my design.

FIG. 2 is a top perspective view thereof.

FIG. 3 is a front side elevation view thereof, with the rear, right and left side elevation views being identical thereto; and,

FIG. 4 is a bottom perspective view thereof.

1 Claim, 4 Drawing Sheets



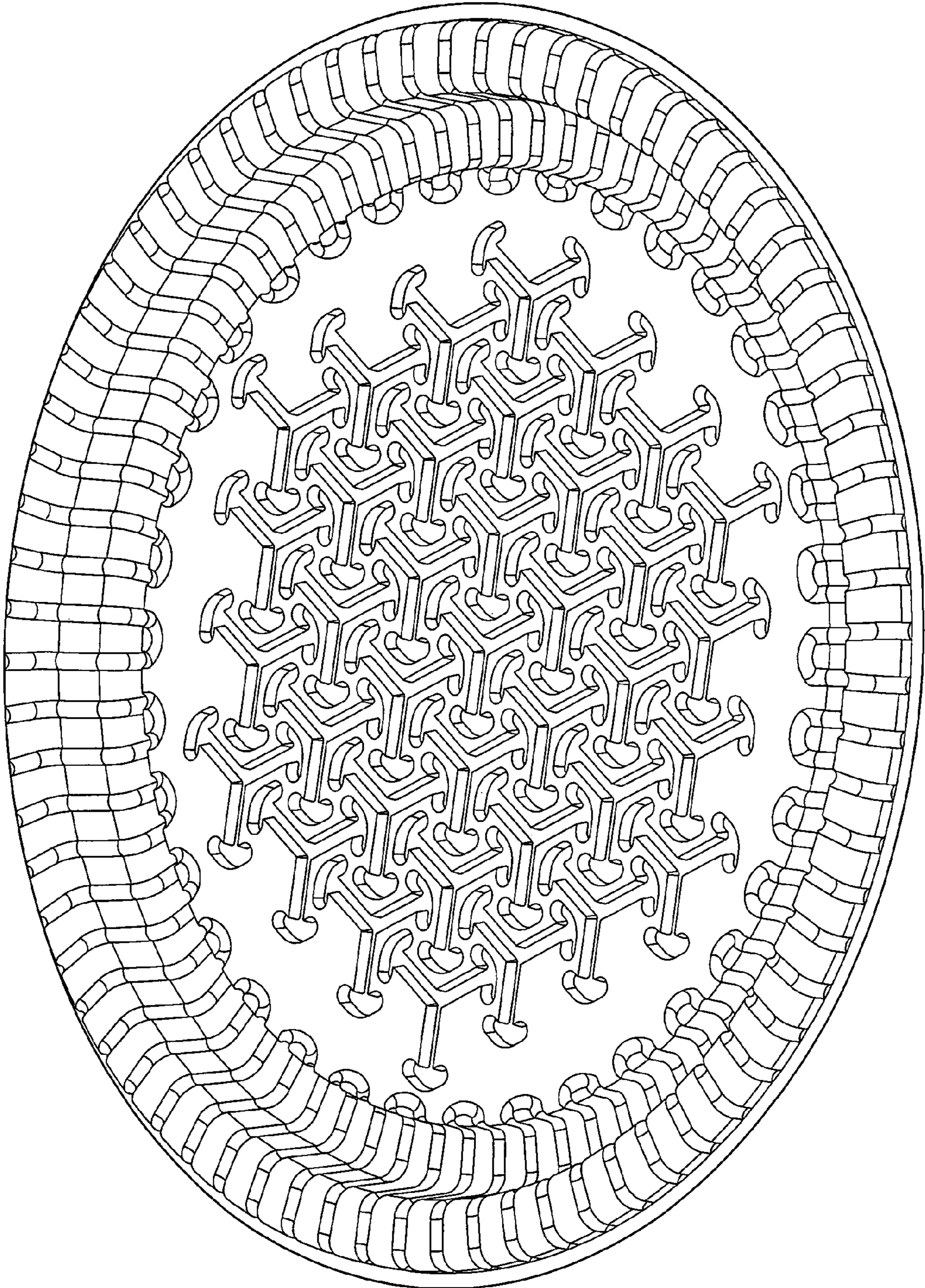


FIG. 1

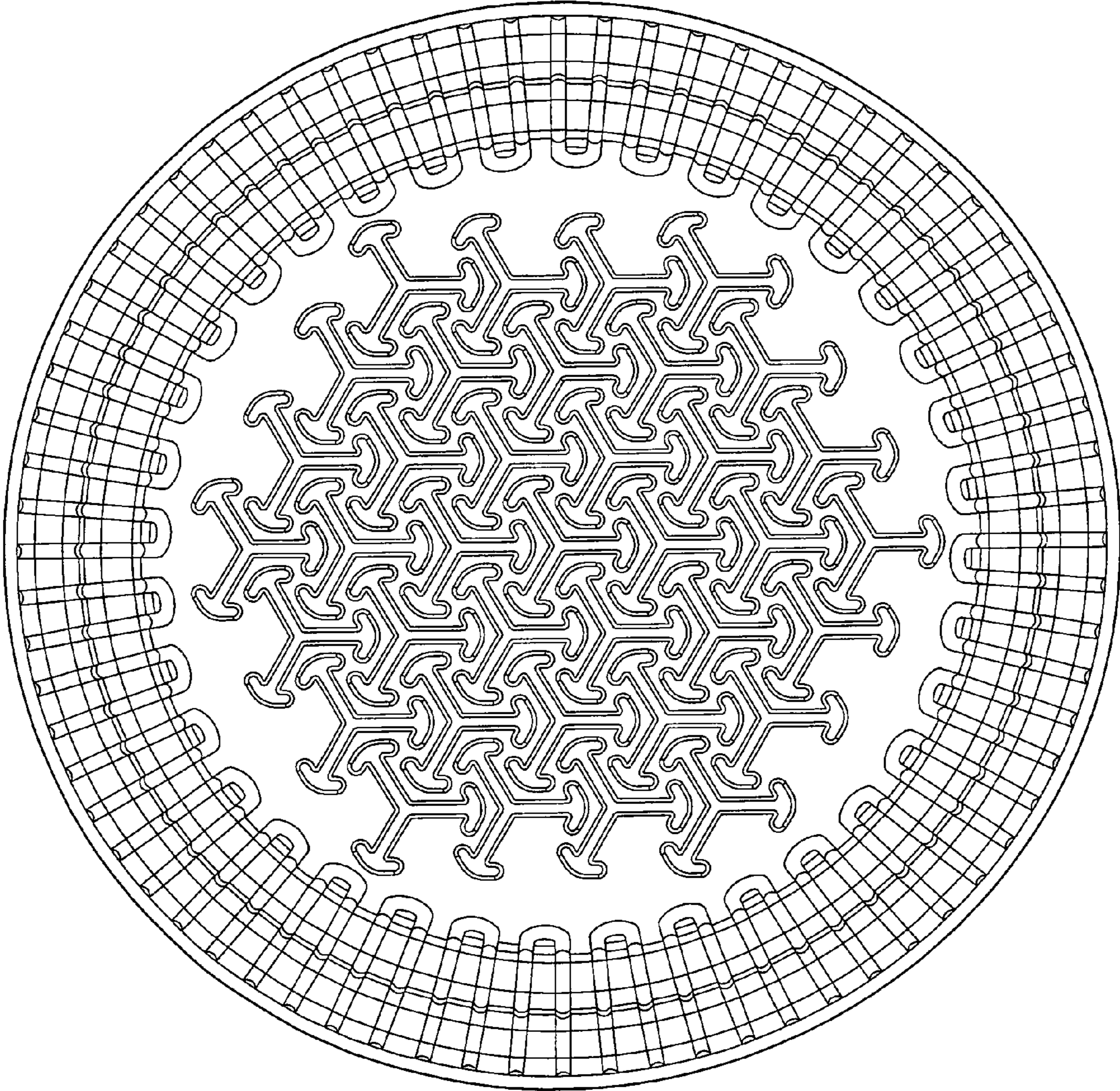


FIG. 2

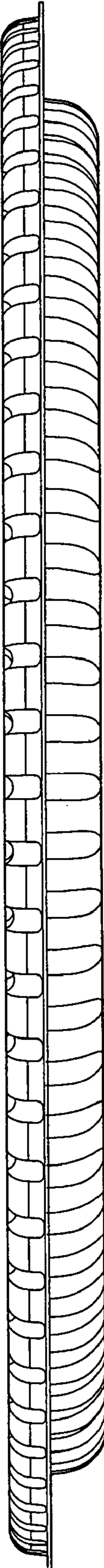


FIG. 3

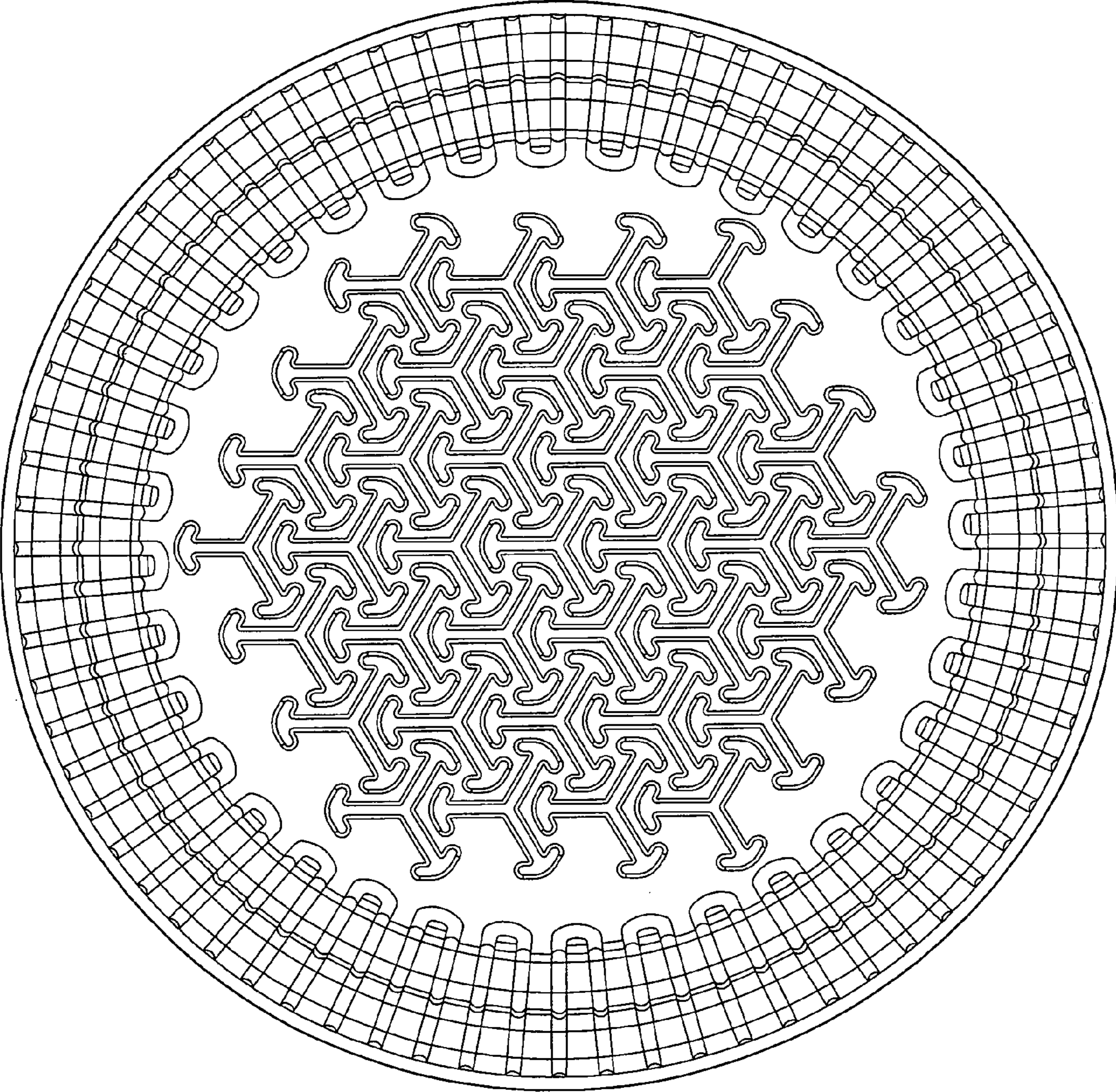


FIG. 4