



US00D583211S

(12) **United States Design Patent**
Grohmann

(10) **Patent No.:** **US D583,211 S**

(45) **Date of Patent:** **** Dec. 23, 2008**

(54) **DOOR OR WINDOW HANDLE**

D478,268 S * 8/2003 Trazzi D8/307
D487,012 S * 2/2004 Stoll et al. D8/337
D520,334 S * 5/2006 Christie D8/313

(75) Inventor: **Ämilios Grohmann**, Hamburg (DE)

(73) Assignee: **Solarlux Aluminium System GmbH**,
Bissendorf (DE)

(**) Term: **14 Years**

(21) Appl. No.: **29/295,077**

(22) Filed: **Sep. 21, 2007**

(51) **LOC (8) Cl.** **08-06**

(52) **U.S. Cl.** **D8/300**

(58) **Field of Classification Search** D8/300,
D8/301–303, 307, 309, 330, 359, 499; 292/336.3,
292/342, 344, 354, 356

See application file for complete search history.

(56) **References Cited**

U.S. PATENT DOCUMENTS

D204,088 S * 3/1966 Adler D8/302
D396,398 S * 7/1998 Anderson et al. D8/338
6,357,808 B1 * 3/2002 Supernat 292/348
D458,109 S * 6/2002 Hartel D8/338

* cited by examiner

Primary Examiner—Prabhakar Deshmukh

Assistant Examiner—Derrick Holland

(74) *Attorney, Agent, or Firm*—Gudrun E. Huckett

(57) **CLAIM**

The ornamental design for a door or window handle, as shown and described.

DESCRIPTION

FIG. 1 is a side view of a door or window handle showing my new design;

FIG. 2 is a bottom plan view thereof;

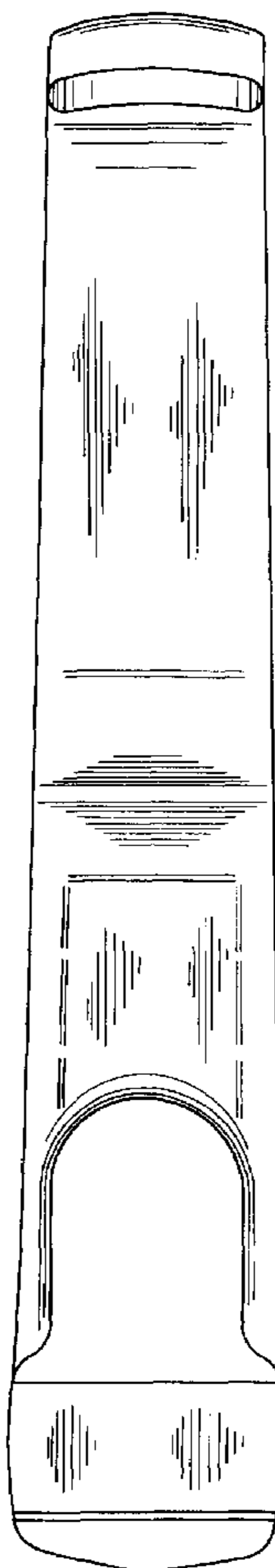
FIG. 3 is a first end view thereof;

FIG. 4 is a top plan view thereof;

FIG. 5 is a second end view thereof; and,

FIG. 6 is a perspective view thereof.

1 Claim, 2 Drawing Sheets



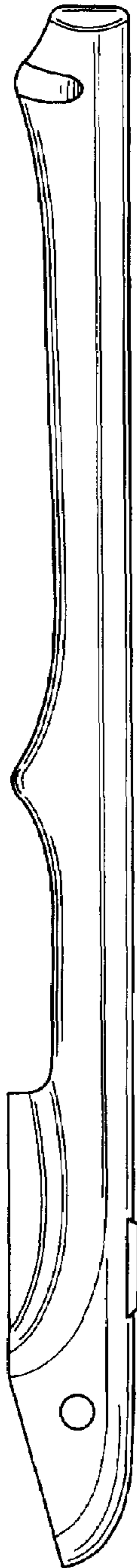


Fig.1

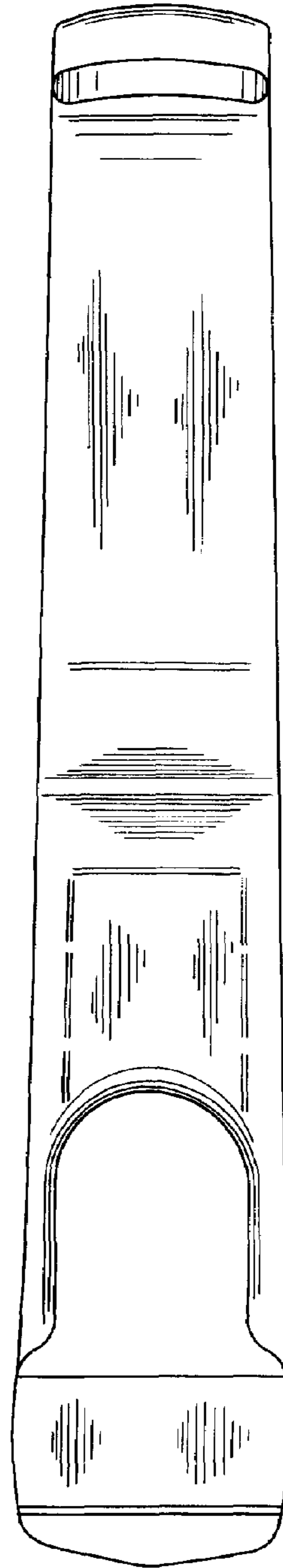


Fig.2

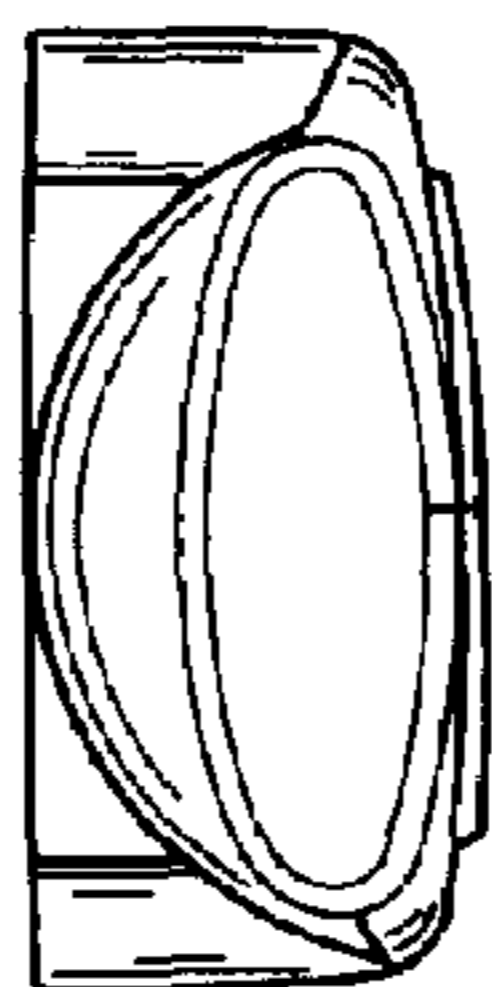


Fig.3

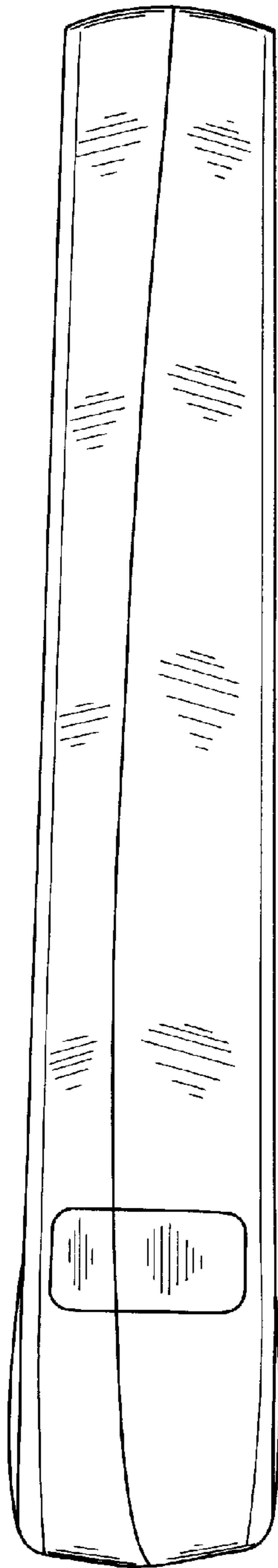


Fig.4

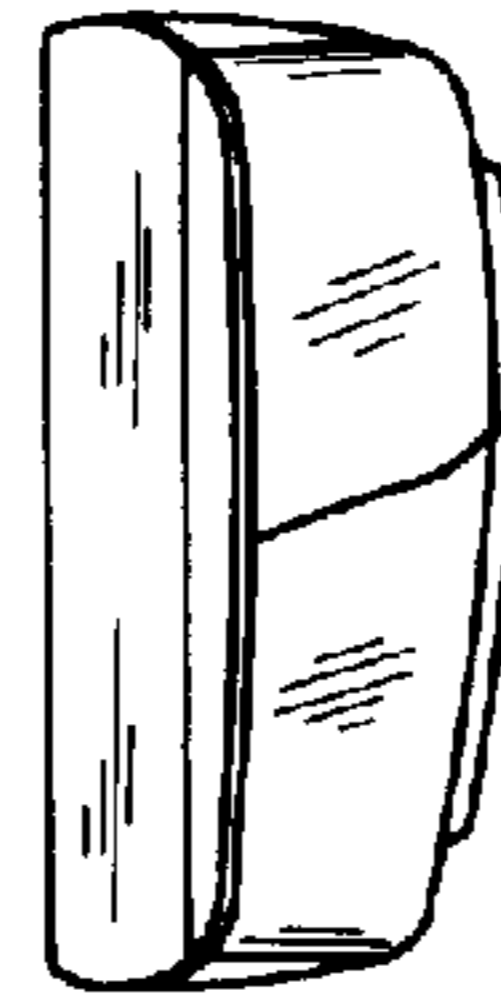


Fig.5

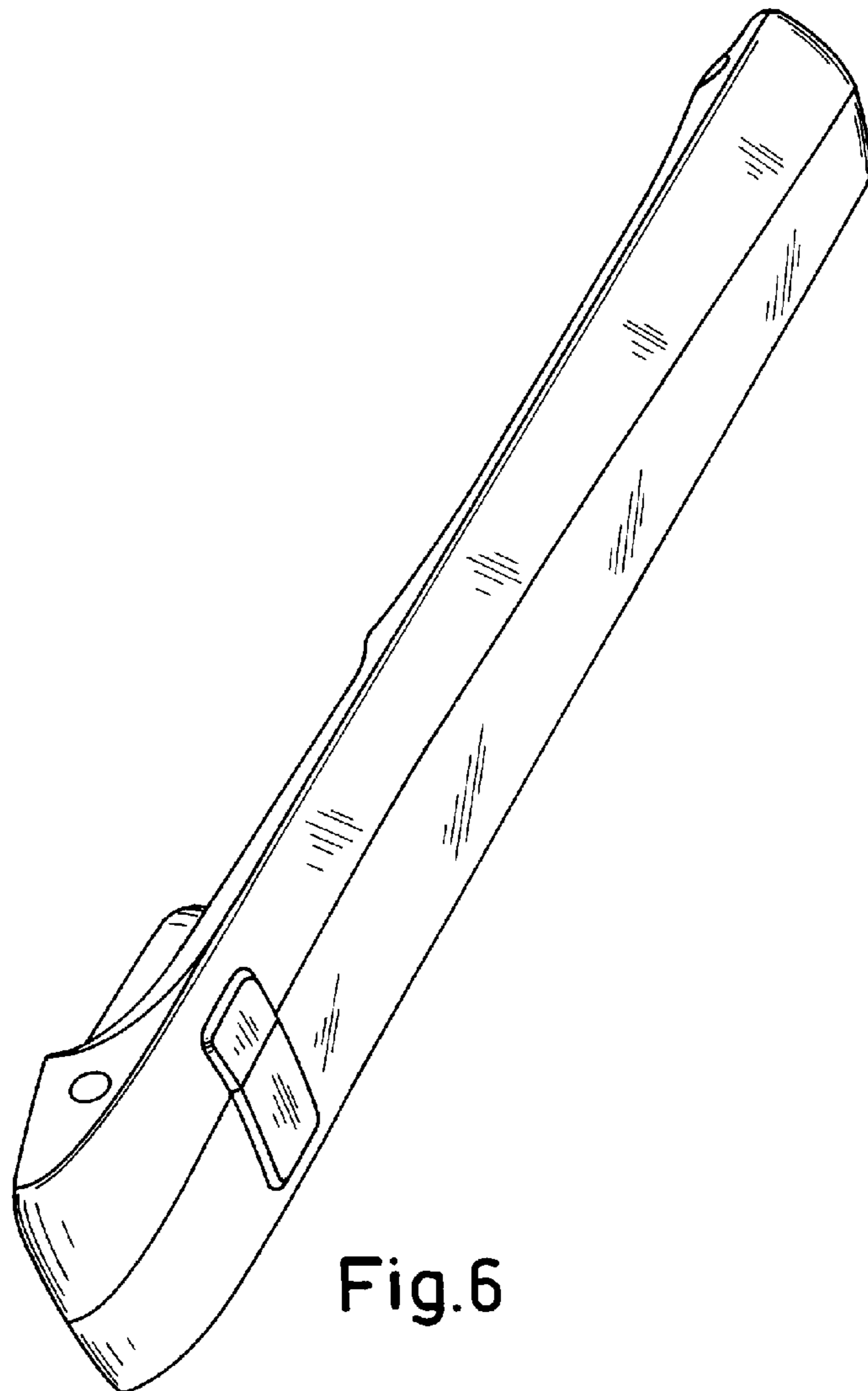


Fig.6