



US00D583207S

(12) **United States Design Patent**
Eide et al.

(10) **Patent No.:** **US D583,207 S**
(45) **Date of Patent:** **** Dec. 23, 2008**

(54) **CAN OPENER**

(75) Inventors: **Annbjorg Eide**, Elmira, NY (US);
Deborah A. Green-Cotton, Chicago, IL (US);
Paul Hatch, Chicago, IL (US);
Julia Burke, Chicago, IL (US); **Howard Cheng**, Chicago, IL (US)

(73) Assignee: **WKI Holding Company, Inc.**,
Rosemont, IL (US)

(**) Term: **14 Years**

(21) Appl. No.: **29/306,939**

(22) Filed: **Apr. 18, 2008**

(51) **LOC (8) Cl.** **07-99**

(52) **U.S. Cl.** **D8/41**

(58) **Field of Classification Search** D8/14,
D8/16-19, 33-43, 88, 89, 105; 7/113, 151-156;
30/400-410, 416-430, 433, 434, 443, 450;
81/3.07, 3.09, 3.2, 3.27, 3.29, 3.31, 3.35,
81/3.37, 3.4, 3.45, 3.48, 3.49, 3.55

See application file for complete search history.

(56) **References Cited**

U.S. PATENT DOCUMENTS

D365,261 S *	12/1995	Munro	D8/40
D406,027 S *	2/1999	So	D8/39
D421,205 S	2/2000	Naft et al.		
6,182,368 B1	2/2001	So		
D441,626 S	5/2001	Greiner		
D442,044 S	5/2001	Juhlin et al.		
6,327,783 B1	12/2001	Ming		
D466,771 S	12/2002	Chang		
D471,412 S	3/2003	Greiner		
6,671,970 B2	1/2004	Chong		
D488,975 S	4/2004	Overthun et al.		

6,829,832 B2 *	12/2004	Chang	30/417
D501,772 S	2/2005	Overthun et al.		
6,851,195 B2 *	2/2005	So	30/418
D520,826 S	5/2006	Parlowski		
D521,827 S	5/2006	So		
D522,824 S	6/2006	McGuyer		
7,121,009 B2 *	10/2006	Robbins et al.	30/418
D537,687 S	3/2007	Parlowski et al.		
D551,927 S	10/2007	Vagnby et al.		
D555,998 S *	11/2007	Mah et al.	D8/41
D562,658 S	2/2008	So		

* cited by examiner

Primary Examiner—Caron Veynar

Assistant Examiner—Garth Rademaker

(74) *Attorney, Agent, or Firm*—McDermott Will & Emery LLP

(57) **CLAIM**

We claim the ornamental design for a can opener, as shown and described.

DESCRIPTION

FIG. 1 is a perspective view of a can opener according to the new design;

FIG. 2 is a front view of the can opener shown in FIG. 1;

FIG. 3 is a rear view of the can opener shown in FIG. 1;

FIG. 4 is a top view of the can opener shown in FIG. 1;

FIG. 5 is a bottom view of the can opener shown in FIG. 1;

FIG. 6 is a left end view of the can opener shown in FIG. 1; and,

FIG. 7 is a right end view of the can opener shown in FIG. 1.

The broken lines depict environmental subject matter only and form no part of the claimed design.

1 Claim, 4 Drawing Sheets

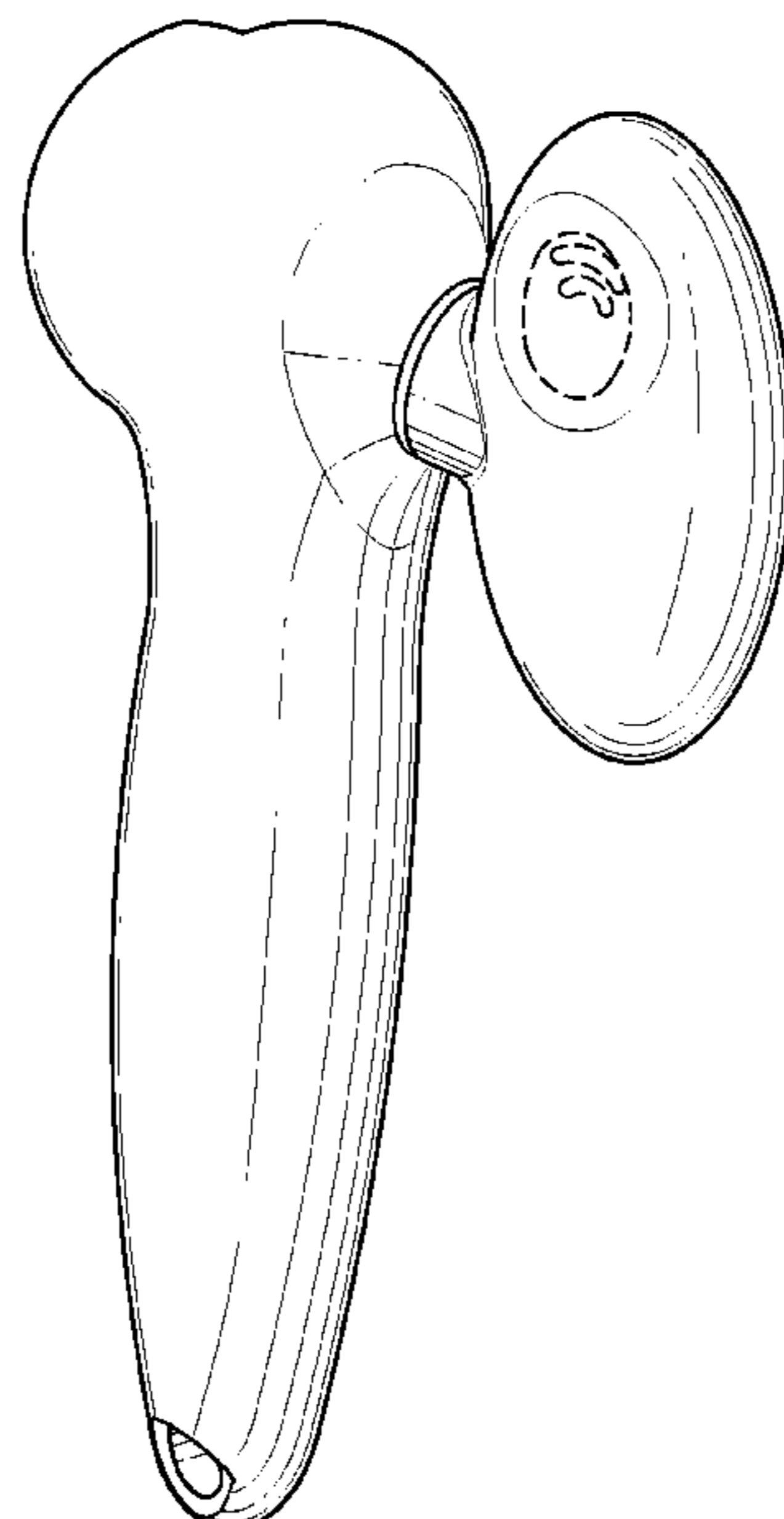


FIG. 1

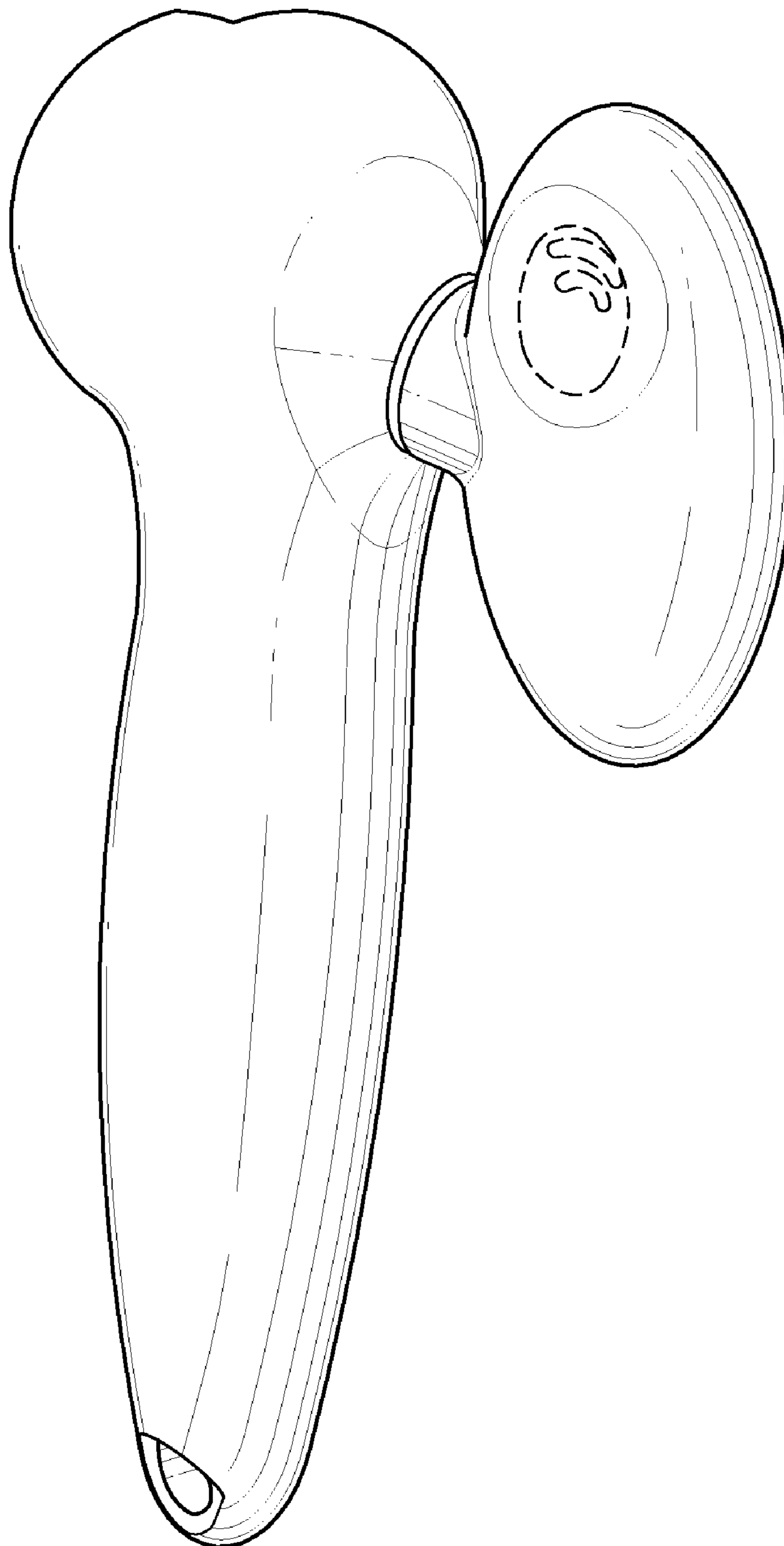




FIG. 2

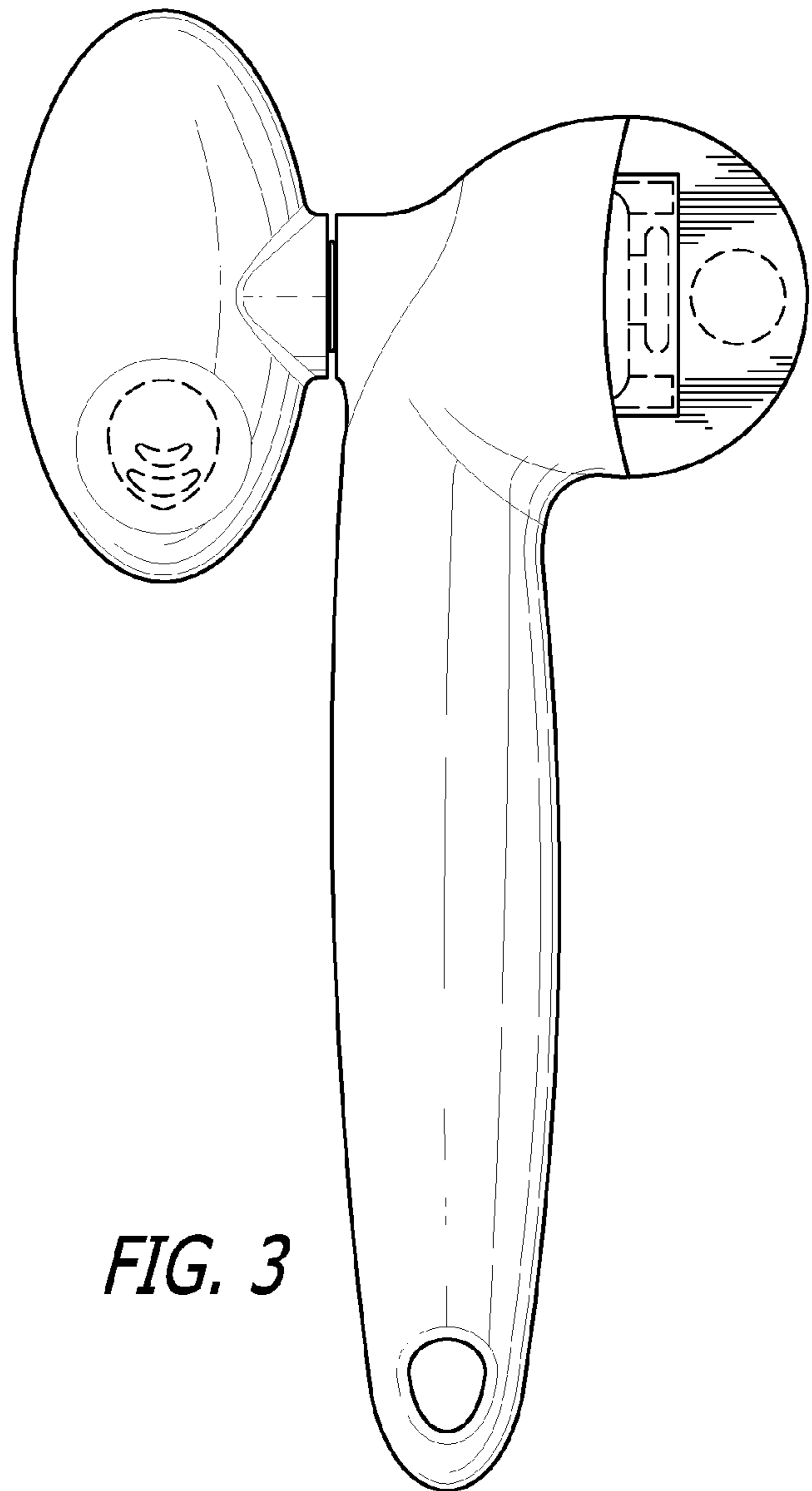


FIG. 3

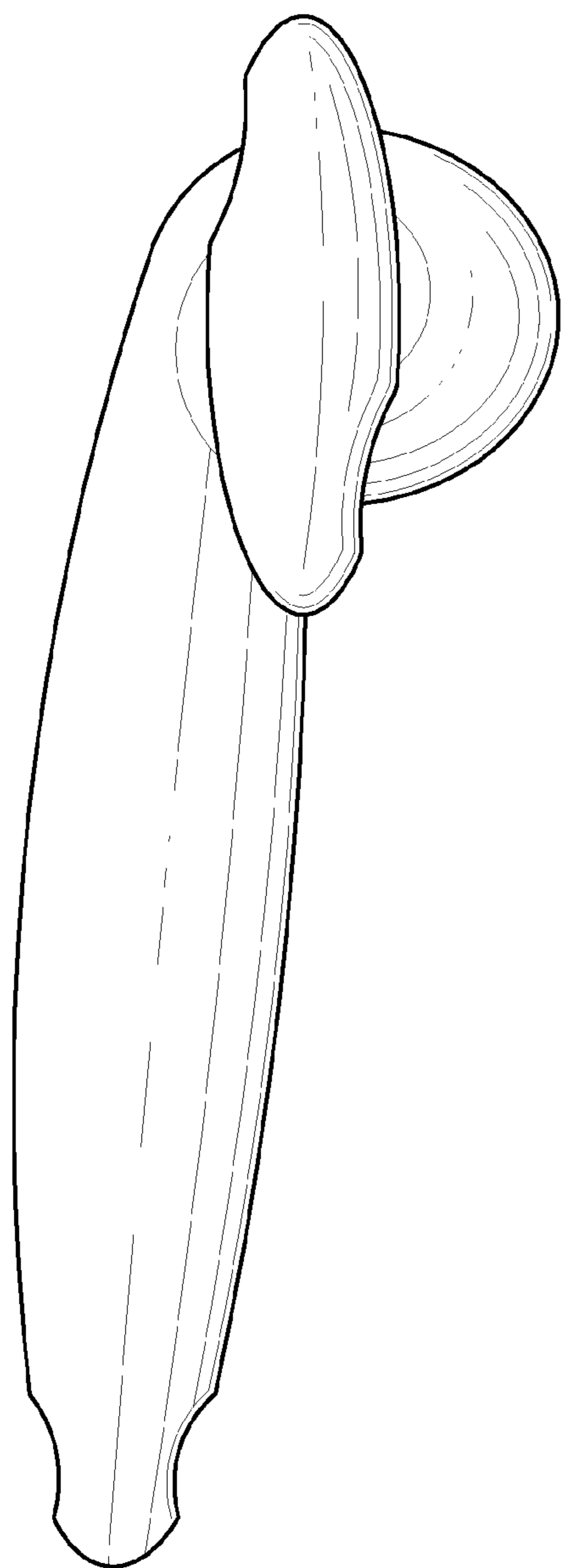


FIG. 4

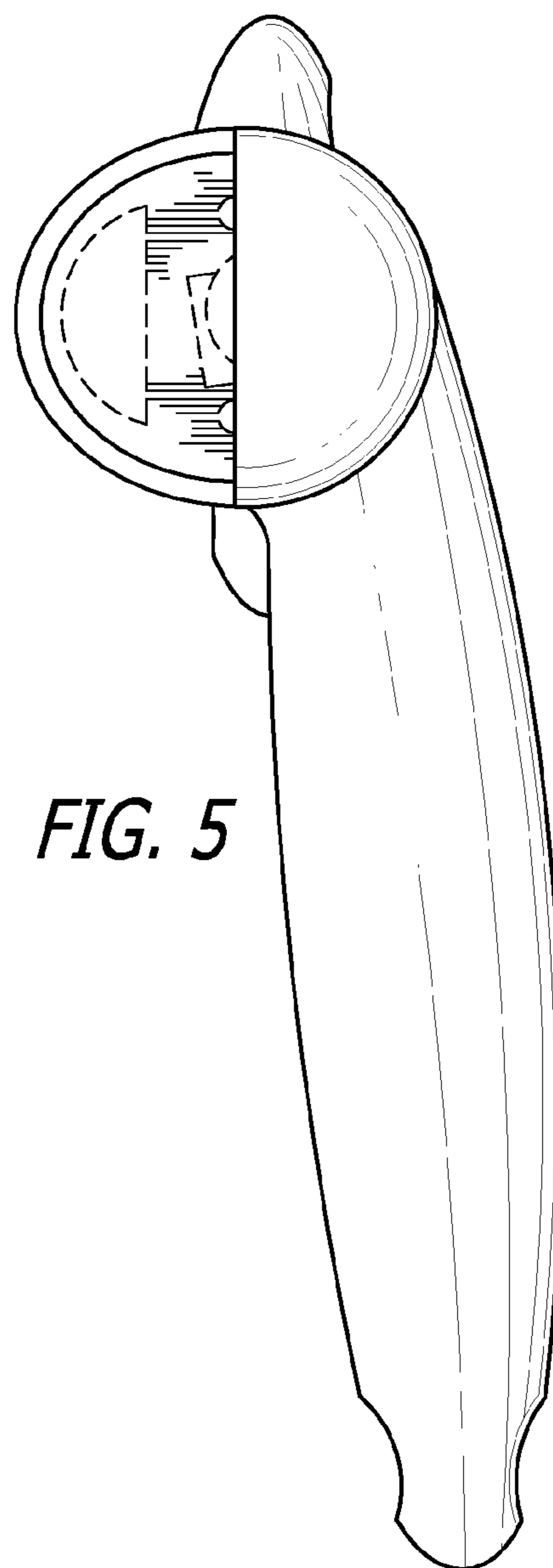


FIG. 5

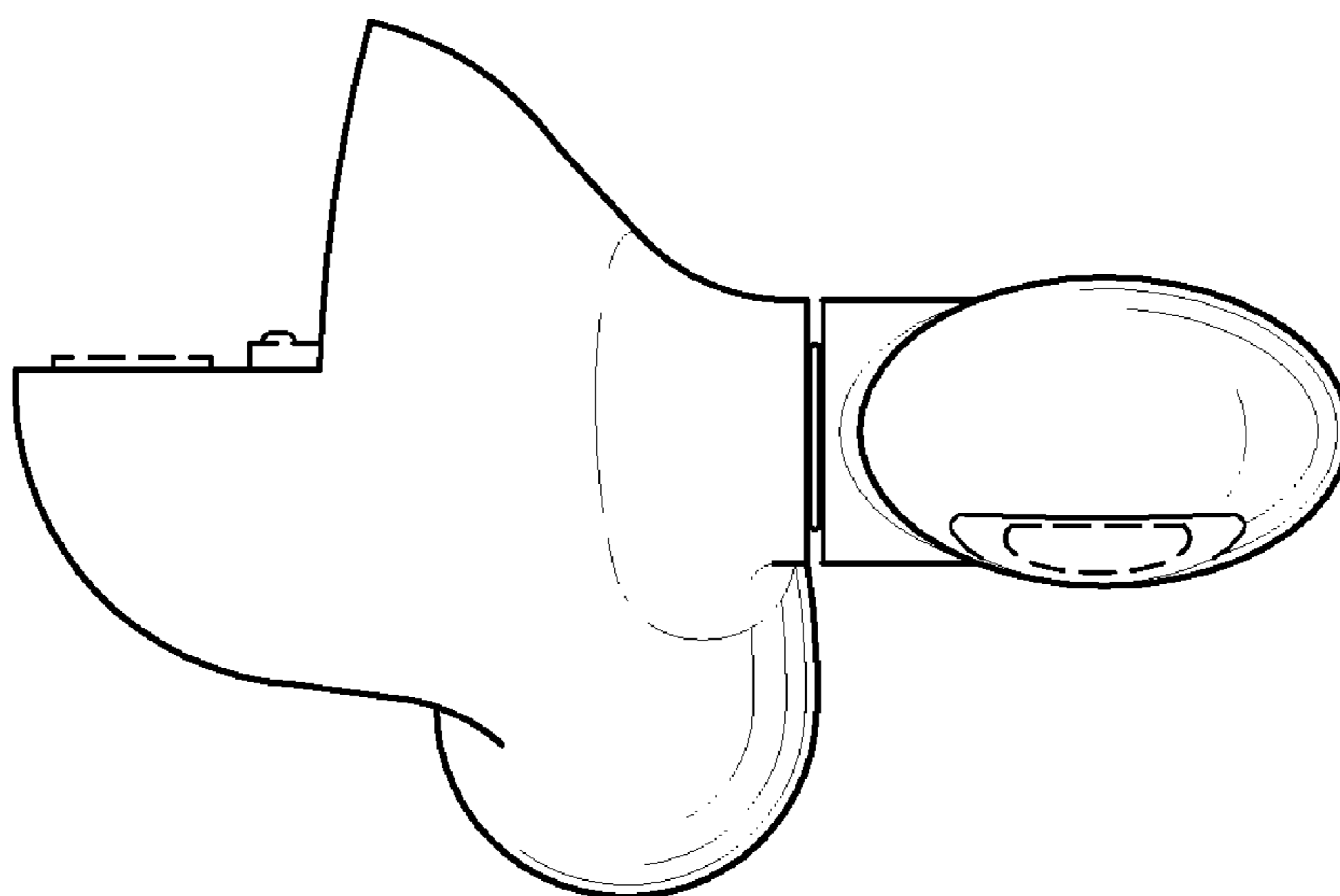


FIG. 6

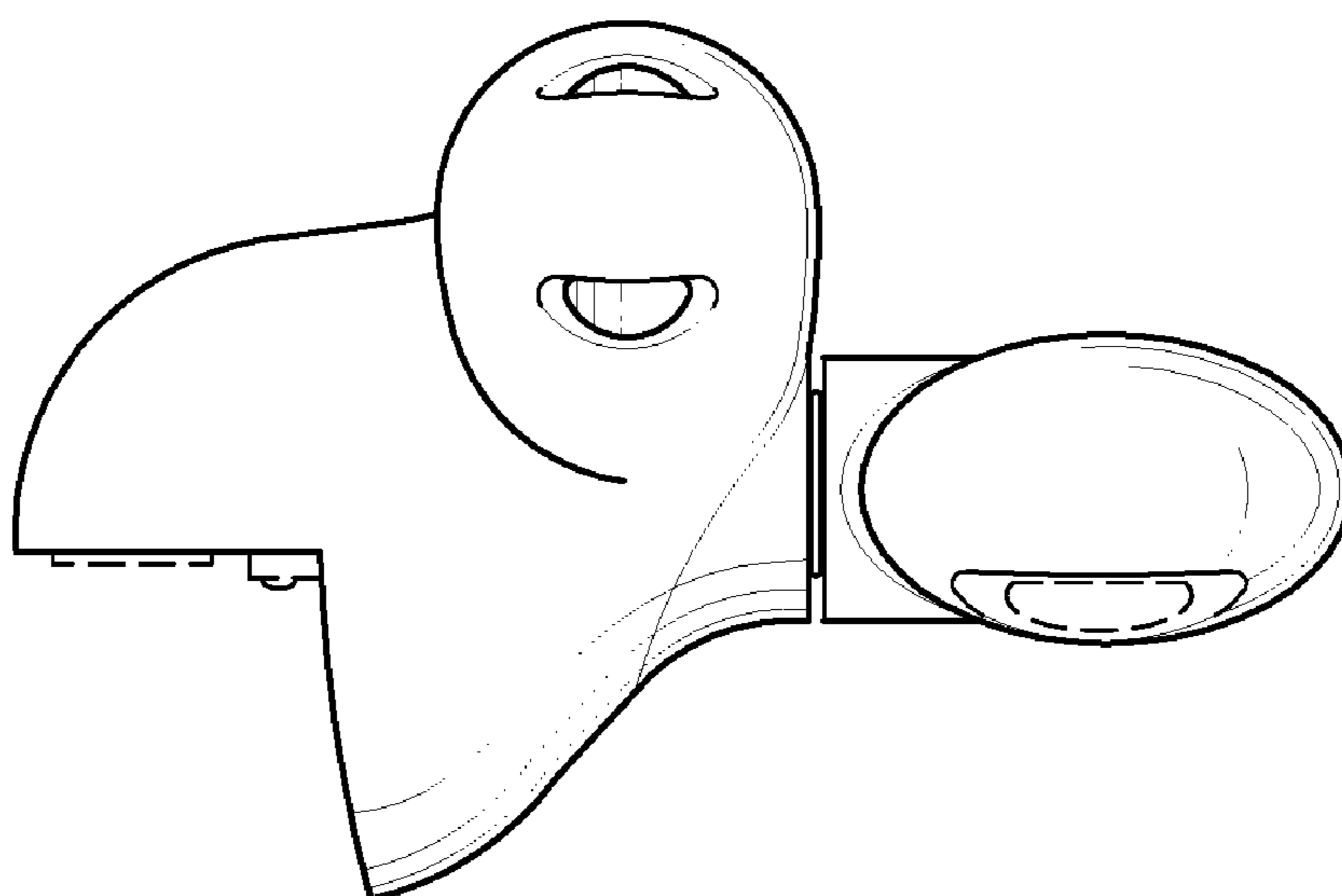


FIG. 7