



US00D583190S

(12) **United States Design Patent**
Christou

(10) **Patent No.:** **US D583,190 S**
(45) **Date of Patent:** **** Dec. 23, 2008**

(54) **BLENDER**

D537,674 S * 3/2007 Davenport et al. D7/378
D538,595 S * 3/2007 White et al. D7/413
D553,426 S * 10/2007 Lin D7/378

(75) Inventor: **Chris Christou**, London (GB)

(73) Assignee: **Kenwood Limited**, Hampshire (GB)

* cited by examiner

(**) Term: **14 Years**

Primary Examiner—Caron Veynar
Assistant Examiner—Ricky Pham

(21) Appl. No.: **29/303,114**

(74) *Attorney, Agent, or Firm*—Martin Fleit; Paul D. Bianco;
Fleit Gibbons Gutman Bongini & Bianco PL

(22) Filed: **Feb. 1, 2008**

(30) **Foreign Application Priority Data**

Aug. 3, 2007 (EM) 000768932-0001

(57) **CLAIM**

The ornamental design for a blender, as shown.

(51) **LOC (8) Cl.** **31-00**

DESCRIPTION

(52) **U.S. Cl.** **D7/378**

FIG. 1 is a perspective view from above of a blender of the subject invention;

(58) **Field of Classification Search** D7/376-386,
D7/412-414, 665; 99/509-511; 241/30-37.5,
241/101.01-101.2, 166-169.1, 199.12, 274-278.2,
241/285.1-285.3, 291, 292.1; 366/64-67,
366/98, 197-211, 241-254, 279-292, 341-343
See application file for complete search history.

FIG. 2 is a perspective view from a first side of the blender of FIG. 1;

FIG. 3 is a side view showing the first side of the blender of FIG. 1;

FIG. 4 is a side view showing a second side of the blender of FIG. 1;

(56) **References Cited**

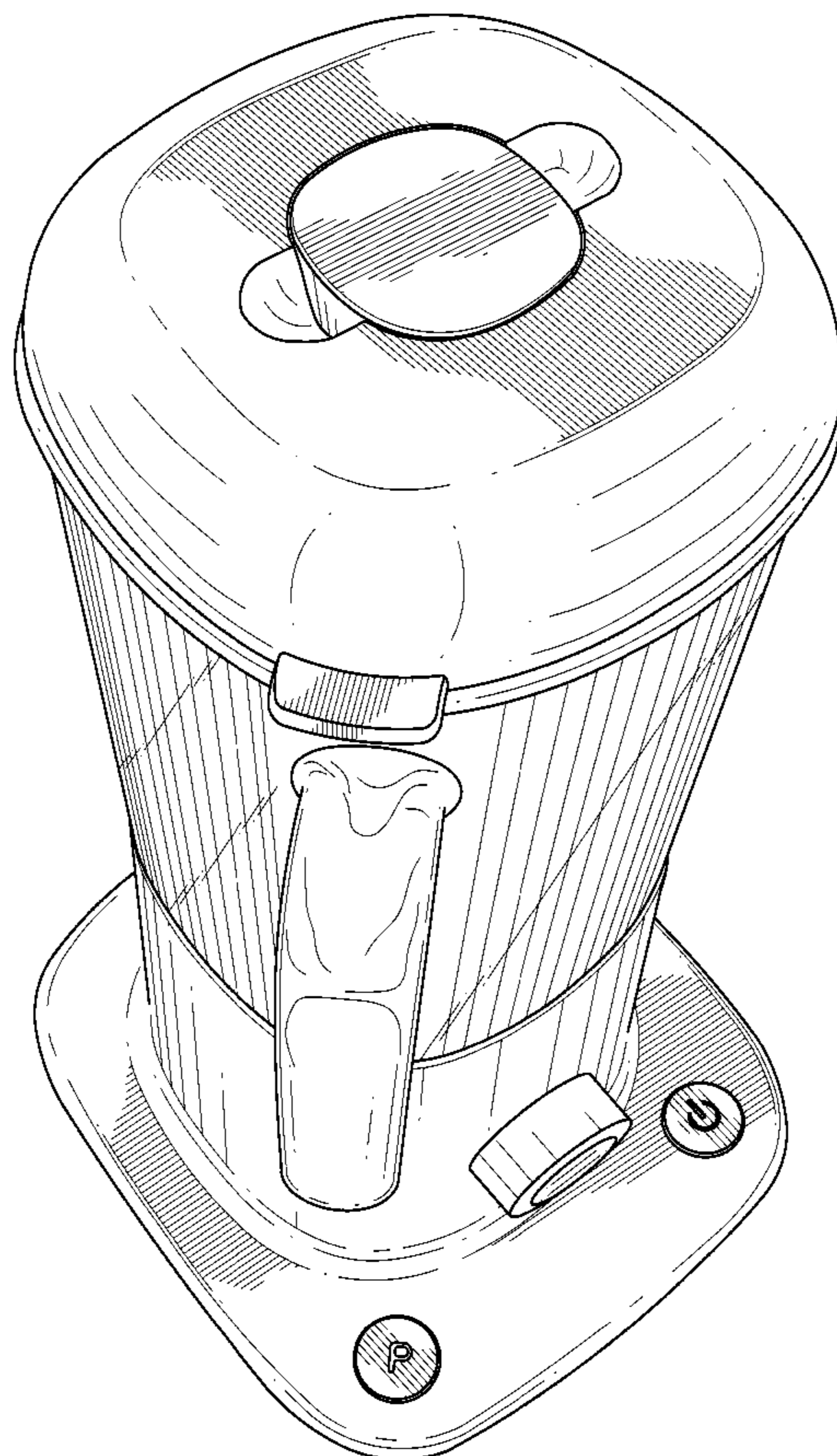
U.S. PATENT DOCUMENTS

D178,593 S * 8/1956 Cerveny D7/413
2,897,862 A * 8/1959 Malz et al. 241/199.12
6,092,922 A * 7/2000 Kett et al. 366/205

FIG. 5 is a front view of the blender of FIG. 1; and,

FIG. 6 is a top view of the blender of FIG. 1.

1 Claim, 6 Drawing Sheets



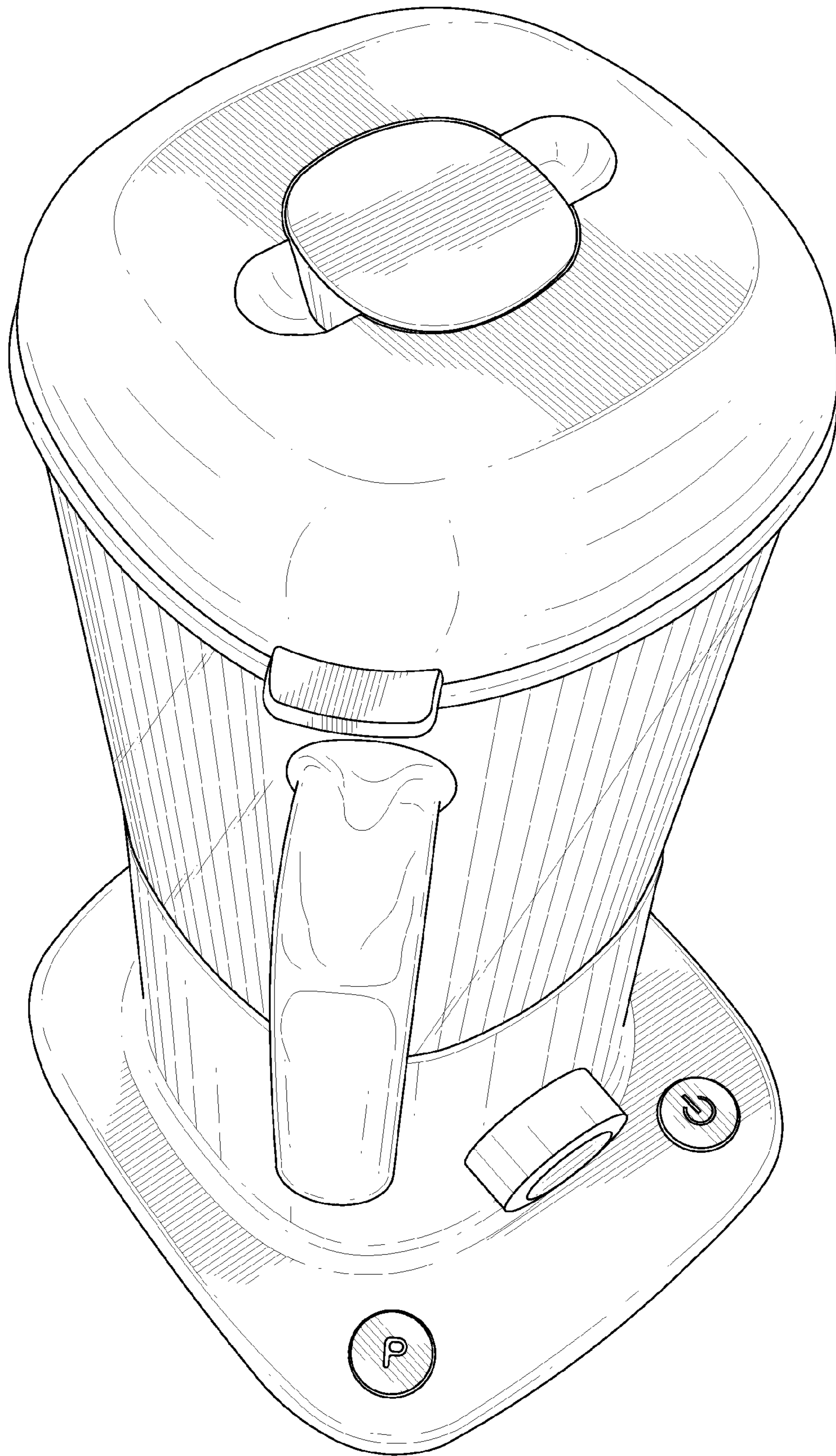


FIG. 1




FIG. 2

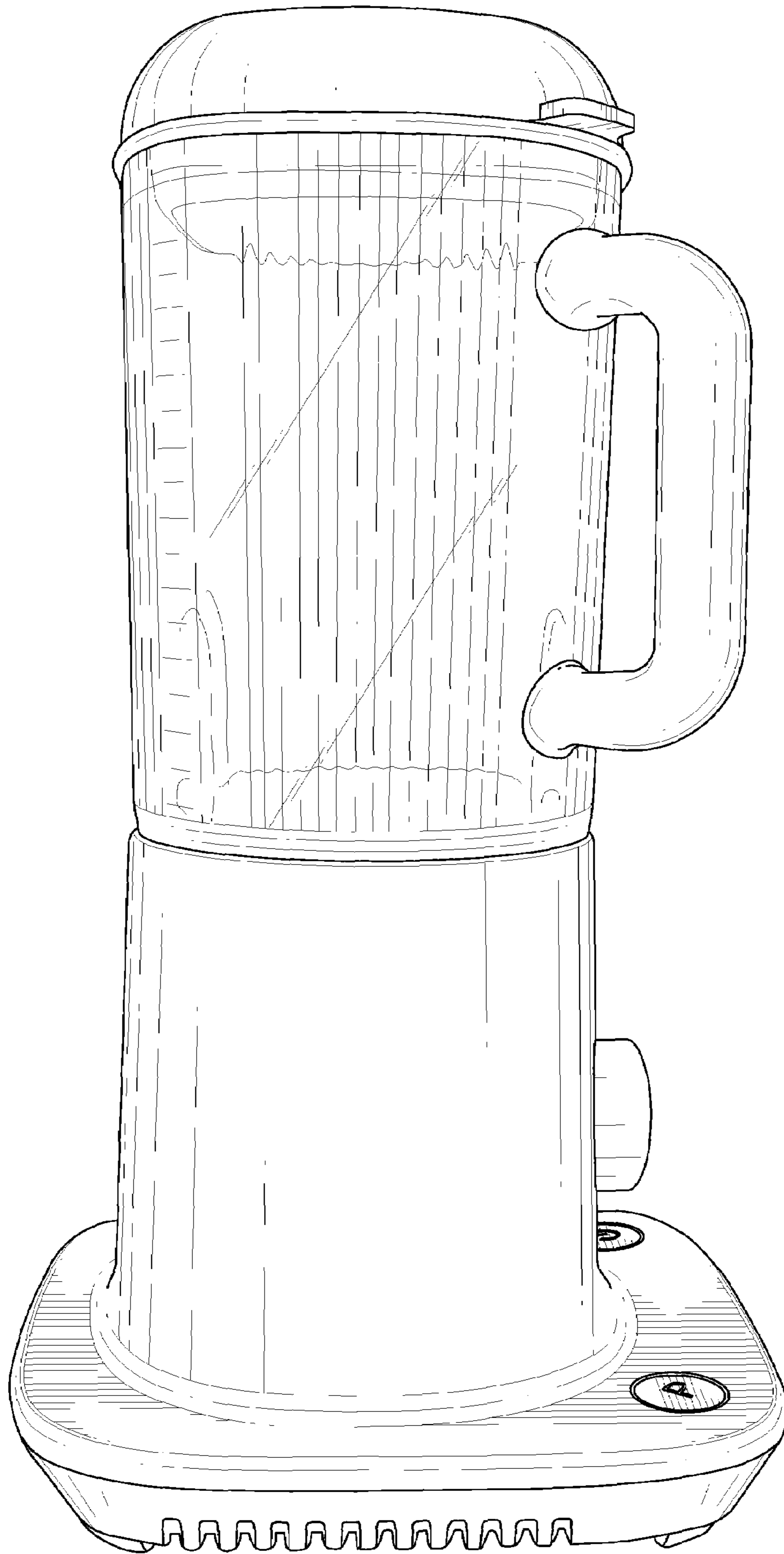


FIG. 3

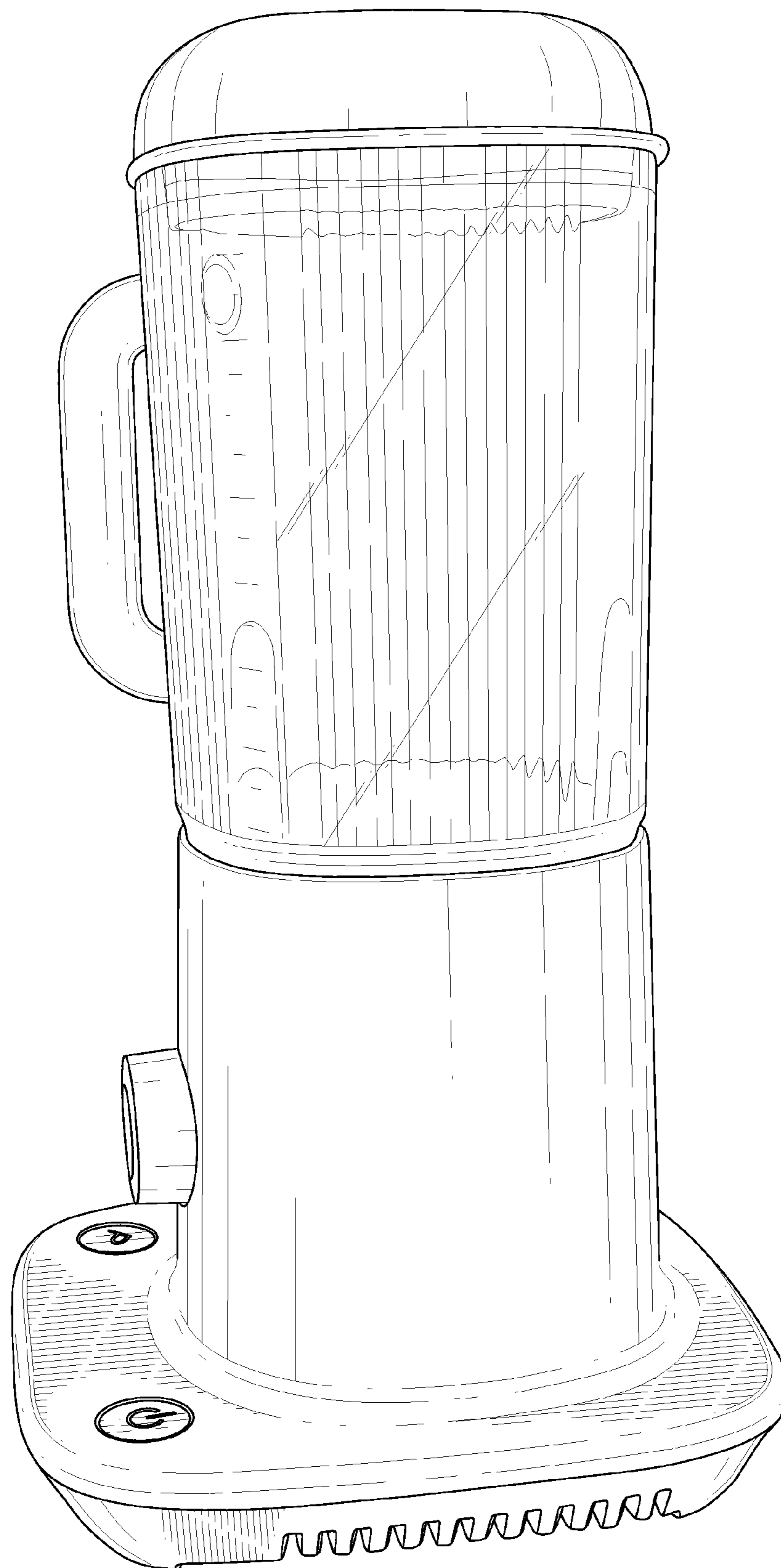


FIG. 4

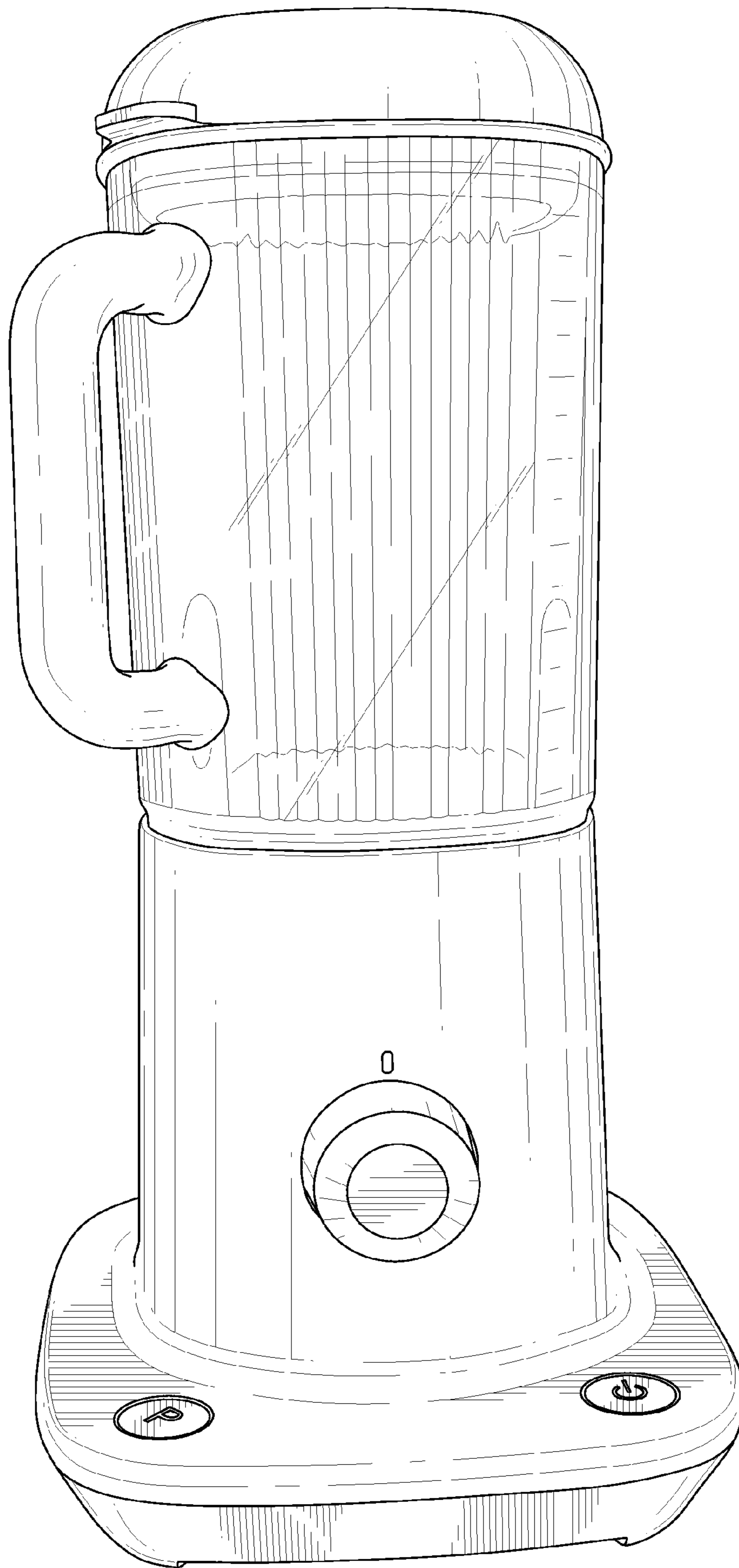


FIG. 5




FIG. 6