

US00D583186S

(12) **United States Design Patent**
Barnes

(10) **Patent No.:** **US D583,186 S**

(45) **Date of Patent:** **** Dec. 23, 2008**

(54) **MICROWAVE GRILL**

(76) **Inventor:** **Neal Barnes**, 62 Hamel Rd., Hamel, MN
(US) 55340

(**) **Term:** **14 Years**

(21) **Appl. No.:** **29/305,253**

(22) **Filed:** **Mar. 17, 2008**

Related U.S. Application Data

(63) Continuation of application No. 29/276,464, filed on
Jan. 26, 2007, now abandoned.

(51) **LOC (8) Cl.** **07-02**

(52) **U.S. Cl.** **D7/352**

(58) **Field of Classification Search** D3/298;
D7/323, 328-332, 334-341, 347-349, 352-363,
D7/609; 99/219, 331, 339-340, 349, 369,
99/372-375, 385-386, 389, 425, 444, 446,
99/466, 601, 618, 620; 219/524-525, 620-622,
219/732-734

See application file for complete search history.

(56) **References Cited**

U.S. PATENT DOCUMENTS

D407,598 S * 4/1999 Deni et al. D7/352
D413,759 S * 9/1999 Carrere D7/352
D427,480 S * 7/2000 Brady D7/354
D435,755 S * 1/2001 Deni D7/352

D462,230 S * 9/2002 Wu D7/352
D464,843 S * 10/2002 Schulte et al. D7/337
D498,388 S * 11/2004 Long et al. D7/402
D504,795 S * 5/2005 Schulte et al. D7/337
D506,636 S * 6/2005 Schulte et al. D7/337
D522,798 S * 6/2006 Wilgus D7/337
D532,642 S * 11/2006 Wilgus D7/337
D533,008 S * 12/2006 Macri et al. D7/332

* cited by examiner

Primary Examiner—Caron Veynar

Assistant Examiner—Ricky Pham

(74) *Attorney, Agent, or Firm*—Pauly, DeVries Smith &
Deffner, LLC

(57) **CLAIM**

I claim the ornamental design for a microwave grill, as shown
and described.

DESCRIPTION

FIG. 1 is a perspective view of a microwave grill showing my
new design;

FIG. 2 is a front elevational view thereof;

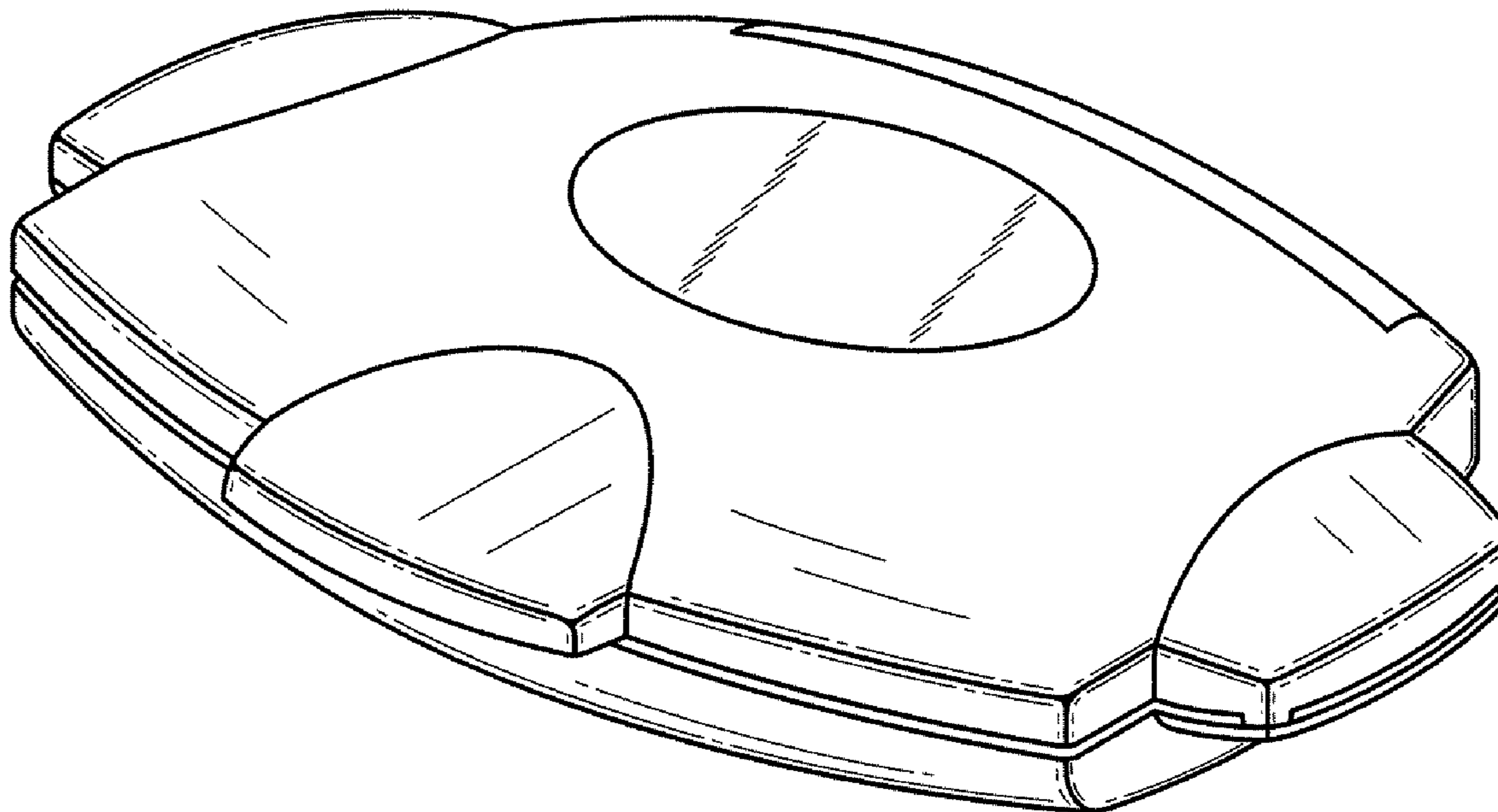
FIG. 3 is a rear elevational view thereof;

FIG. 4 is a top plan view thereof;

FIG. 5 is a bottom plan view thereof; and,

FIG. 6 is a side elevational view thereof.

1 Claim, 2 Drawing Sheets



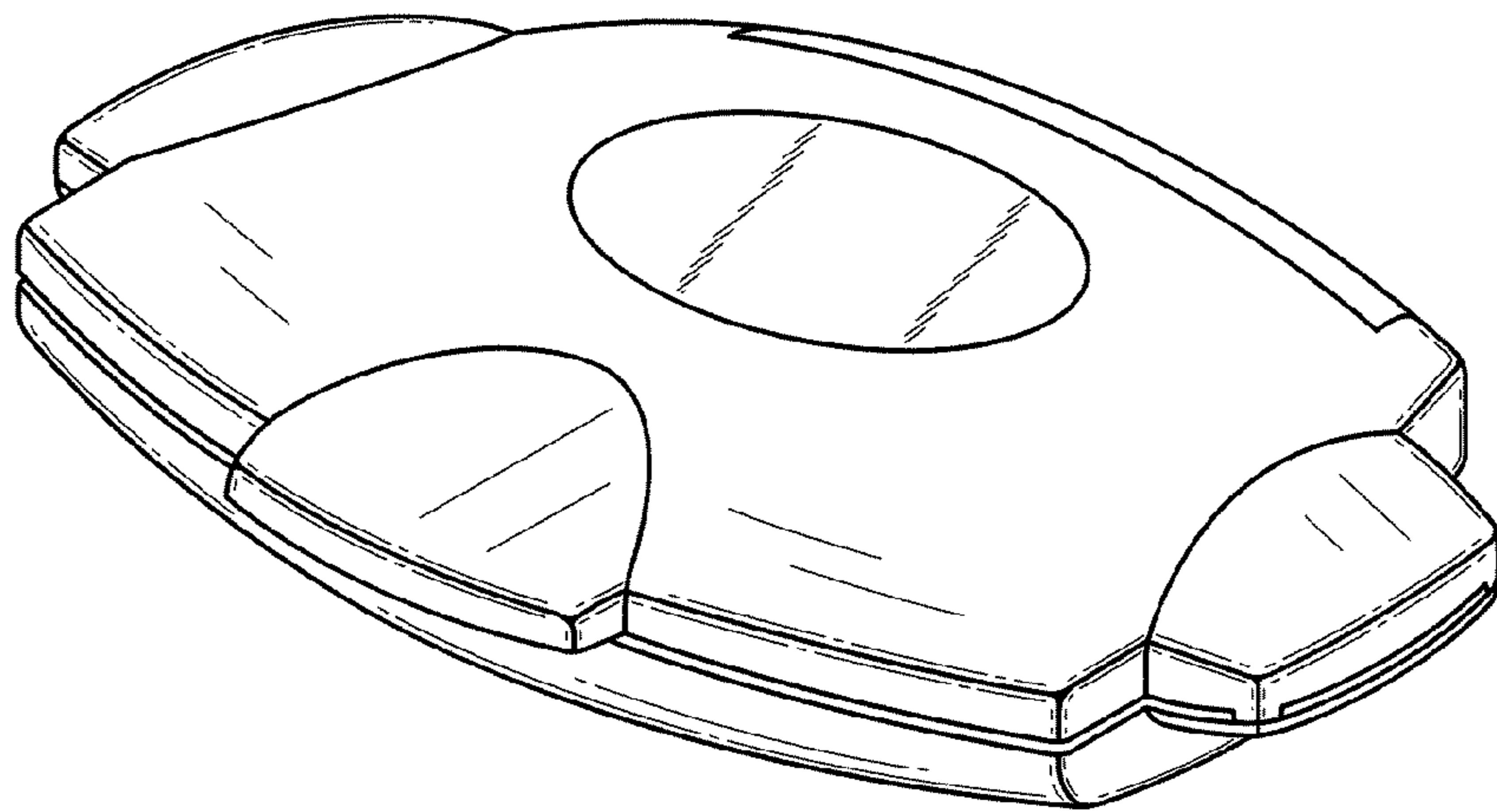


Fig. 1




Fig. 2

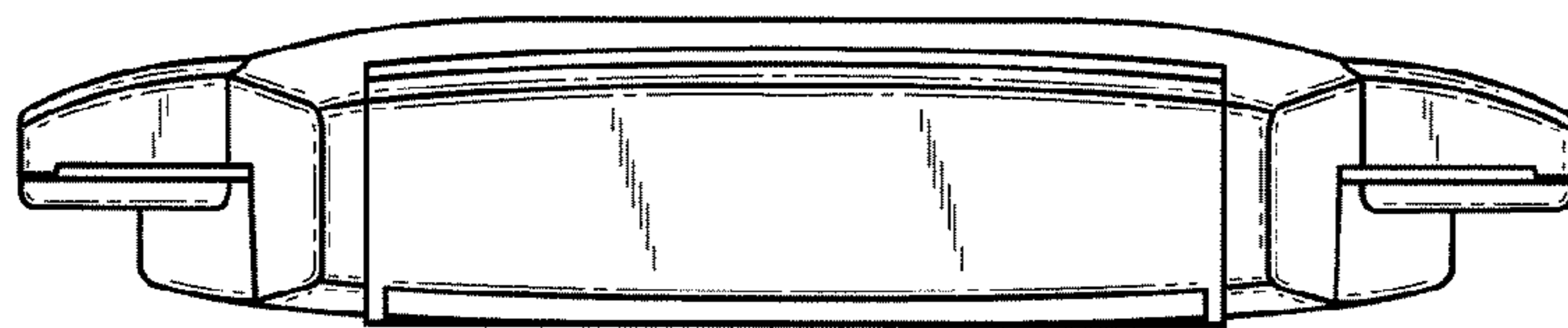


Fig. 3

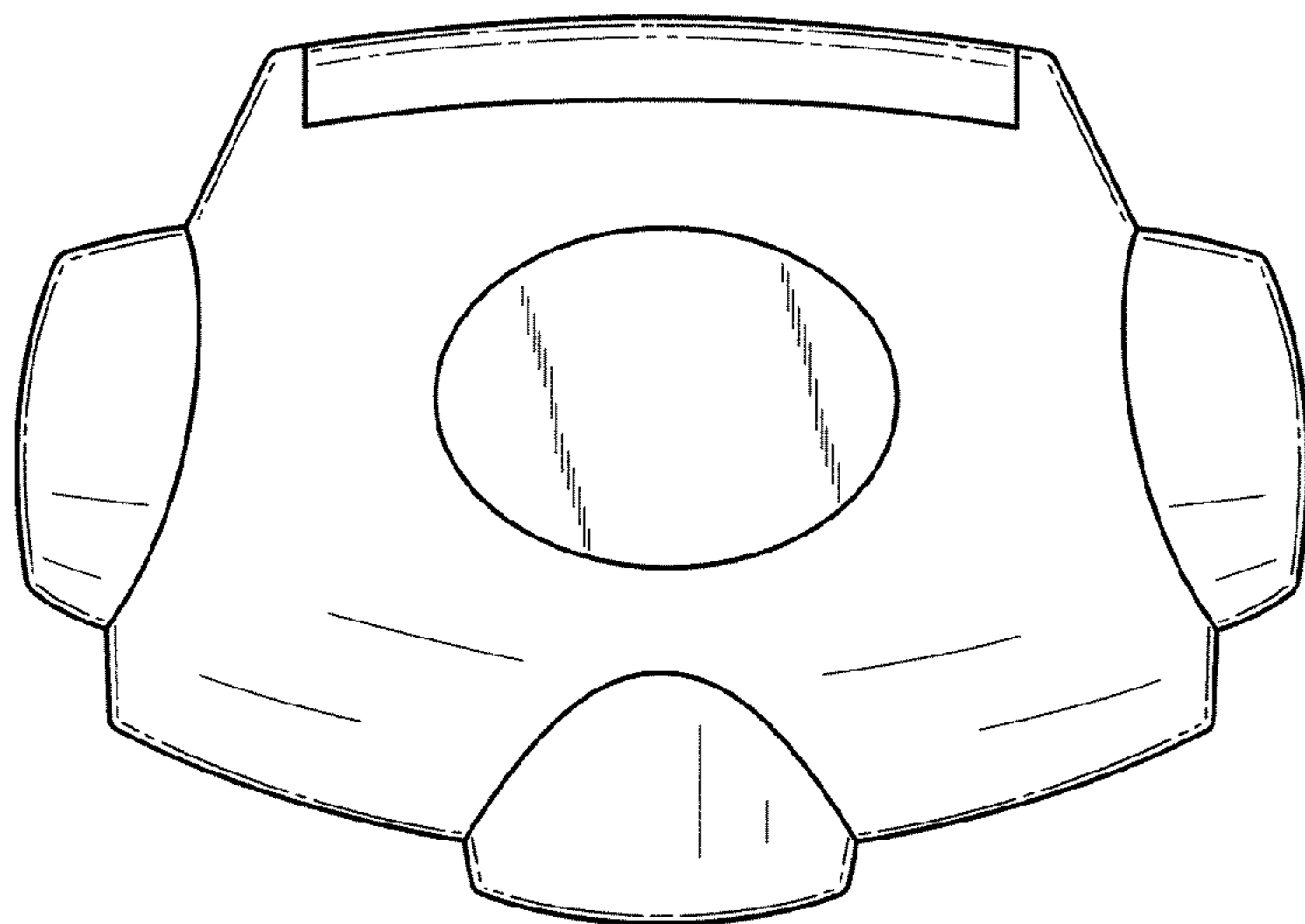


Fig. 4

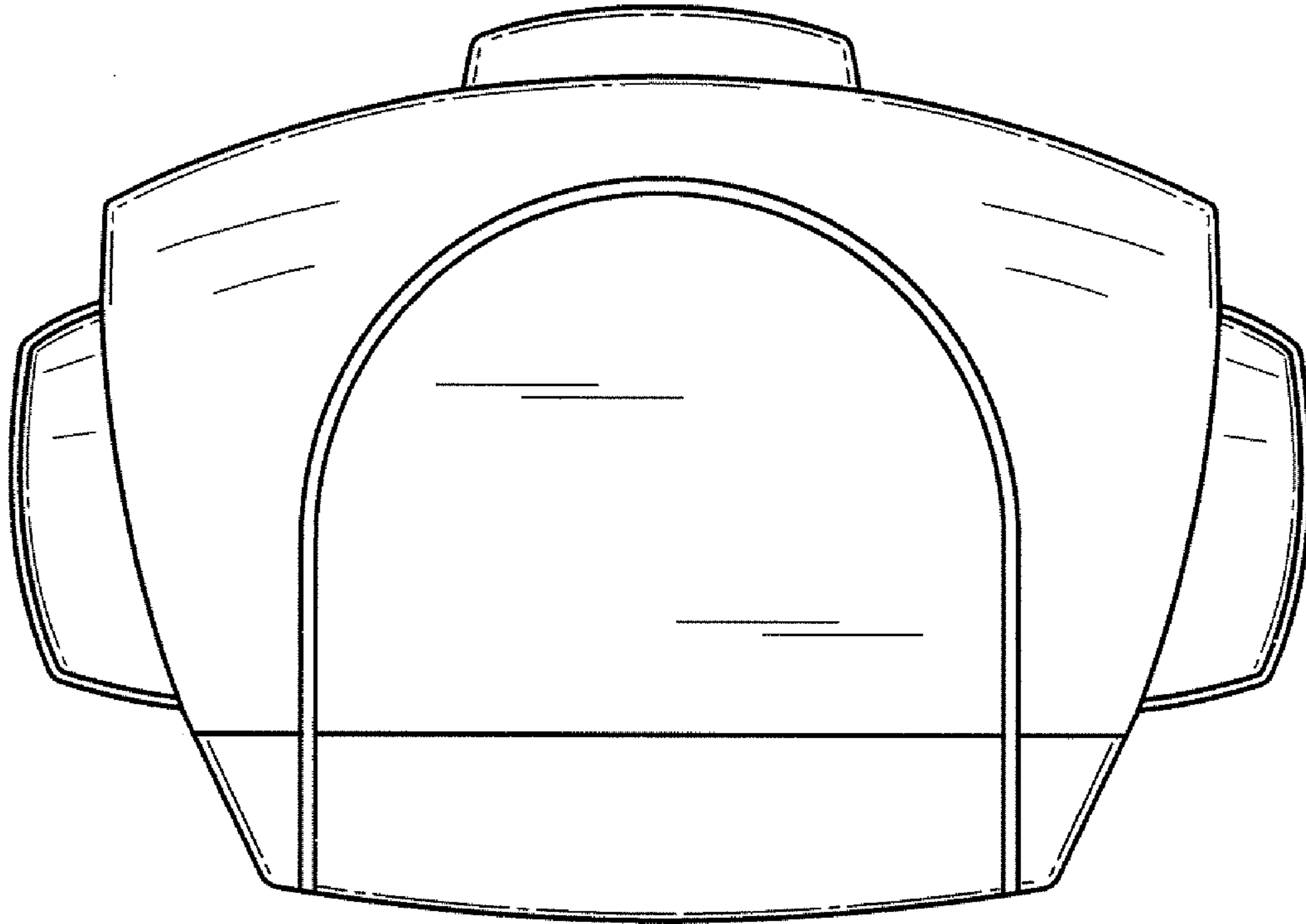


Fig. 5

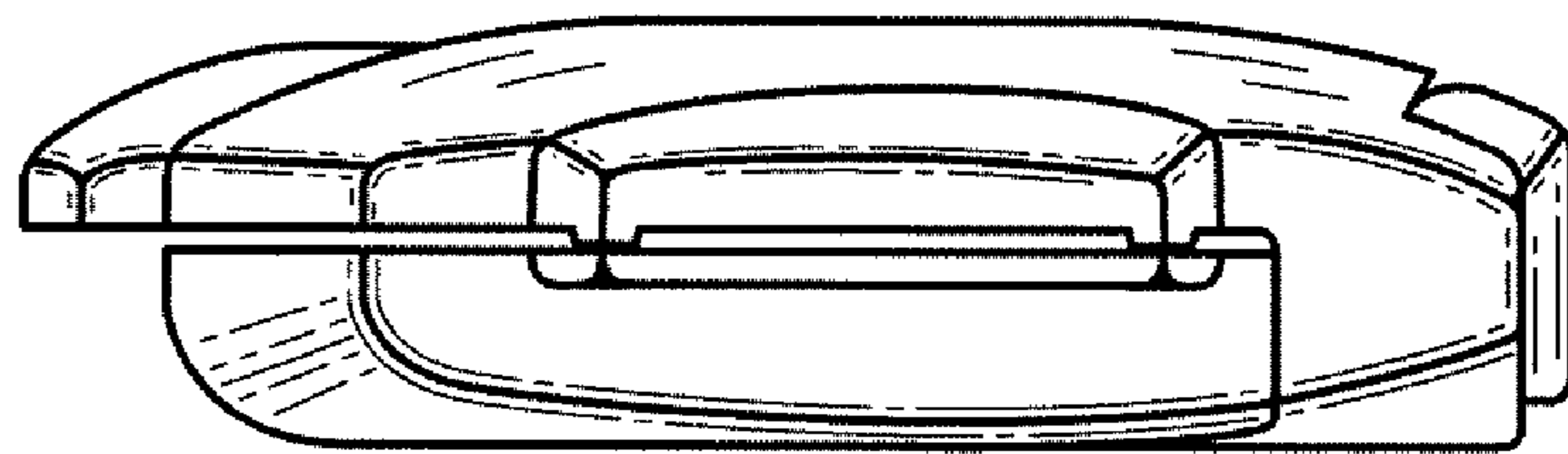


Fig. 6