



US00D583174S

(12) **United States Design Patent**  
**Kuehneman et al.**

(10) **Patent No.:** **US D583,174 S**  
(45) **Date of Patent:** **\*\* Dec. 23, 2008**

(54) **DISPENSER COVER**  
(75) Inventors: **Bret A. Kuehneman**, Neenah, WI (US);  
**Glenn Walters**, Port Washington, WI  
(US); **Timothy C. Rothwell**, Dublin, OH  
(US)

6,871,815 B2 3/2005 Moody et al.  
7,017,856 B2 3/2006 Moody et al.  
7,102,366 B2 9/2006 Denen et al.  
7,161,359 B2 1/2007 Denen et al.  
7,182,288 B2 2/2007 Denen et al.  
7,182,289 B2 2/2007 Moody et al.  
D560,939 S \* 2/2008 Valot ..... D6/522  
D567,556 S \* 4/2008 Orgna et al. .... D6/522

(73) Assignee: **Georgia-Pacific Consumer Products LP**, Atlanta, GA (US)

(\*\*) Term: **14 Years**

(21) Appl. No.: **29/303,714**

(22) Filed: **Feb. 15, 2008**

(51) **LOC (8) Cl.** ..... **23-02**

(52) **U.S. Cl.** ..... **D6/522**

(58) **Field of Classification Search** ..... D6/515-523;  
242/570, 590; 312/34.8, 34.22, 34.1  
See application file for complete search history.

(56) **References Cited**

**U.S. PATENT DOCUMENTS**

D447,898 S \* 9/2001 Fisscher ..... D6/518  
6,321,963 B1 11/2001 Gracyalny et al.  
D452,096 S \* 12/2001 Phelps et al. .... D6/522  
6,412,678 B2 7/2002 Gracyalny et al.  
6,592,067 B2 7/2003 Denen et al.  
6,685,074 B2 2/2004 Gracyalny et al.  
6,793,170 B2 9/2004 Denen et al.  
6,838,887 B2 1/2005 Denen et al.

**OTHER PUBLICATIONS**

U.S. Appl. No. 76/681,708, filed Sep. 9, 2007.  
U.S. Appl. No. 76/681,707, filed Sep. 9, 2007.

\* cited by examiner

*Primary Examiner*—Brian N Vinson  
(74) *Attorney, Agent, or Firm*—Joel Charlton

(57) **CLAIM**


I claim, the ornamental design for a dispenser cover, as shown and described.

**DESCRIPTION**

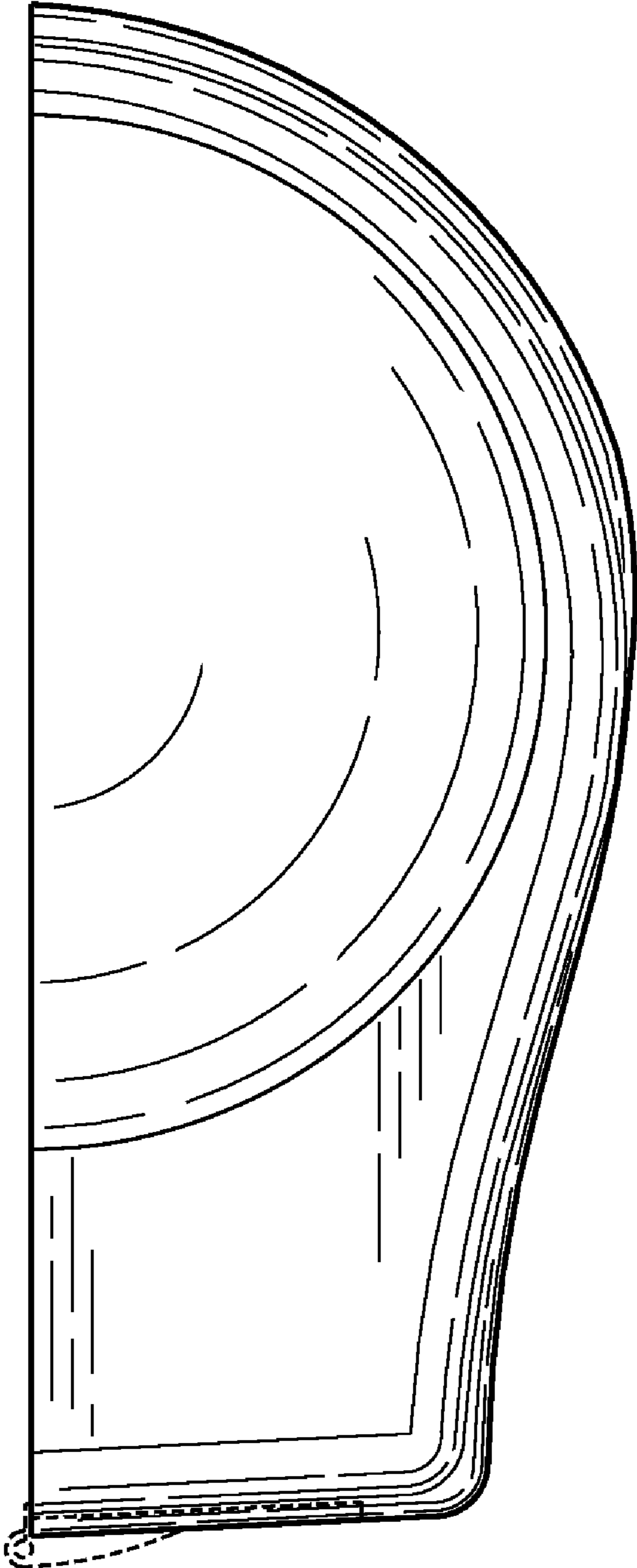
FIG. 1 is a front elevation view of a dispenser cover, showing my new design;  
FIG. 2 is a side elevation view thereof, taken from the left of FIG. 1, the opposite side being a mirror image thereof;  
FIG. 3 is a top plan view thereof;  
FIG. 4 is a bottom view thereof; and,  
FIG. 5 is rear elevation view thereof.

**1 Claim, 4 Drawing Sheets**

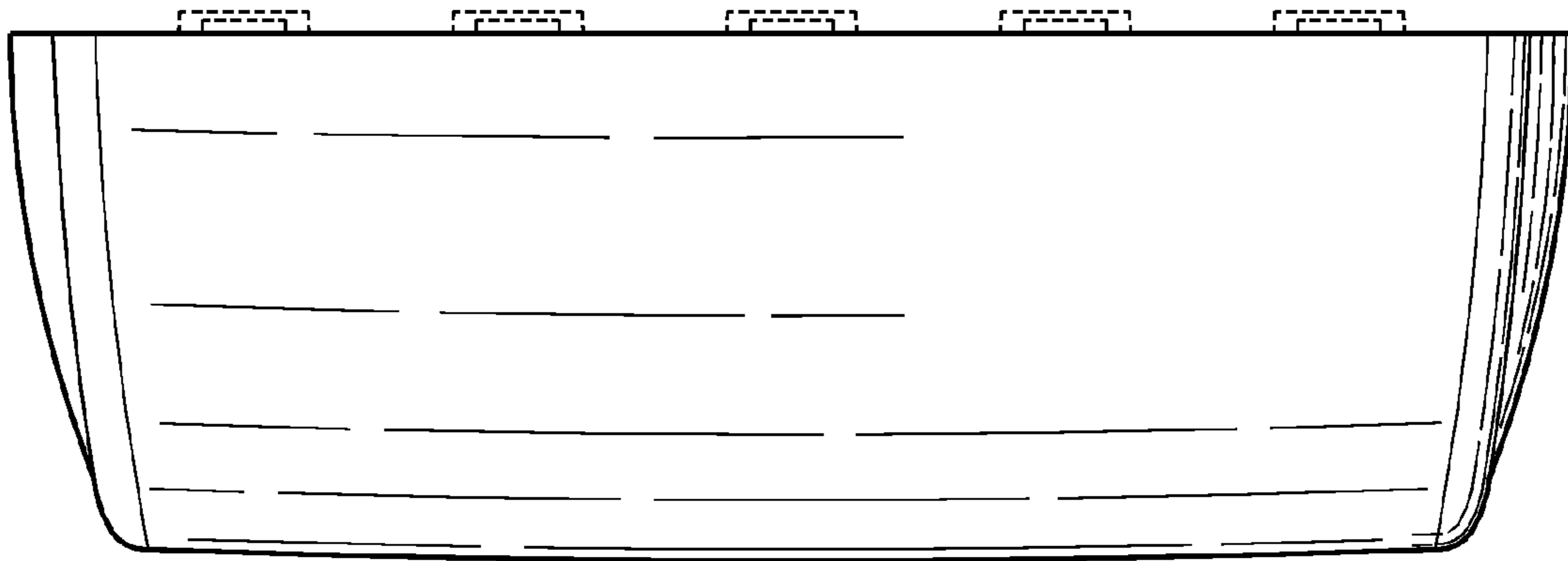




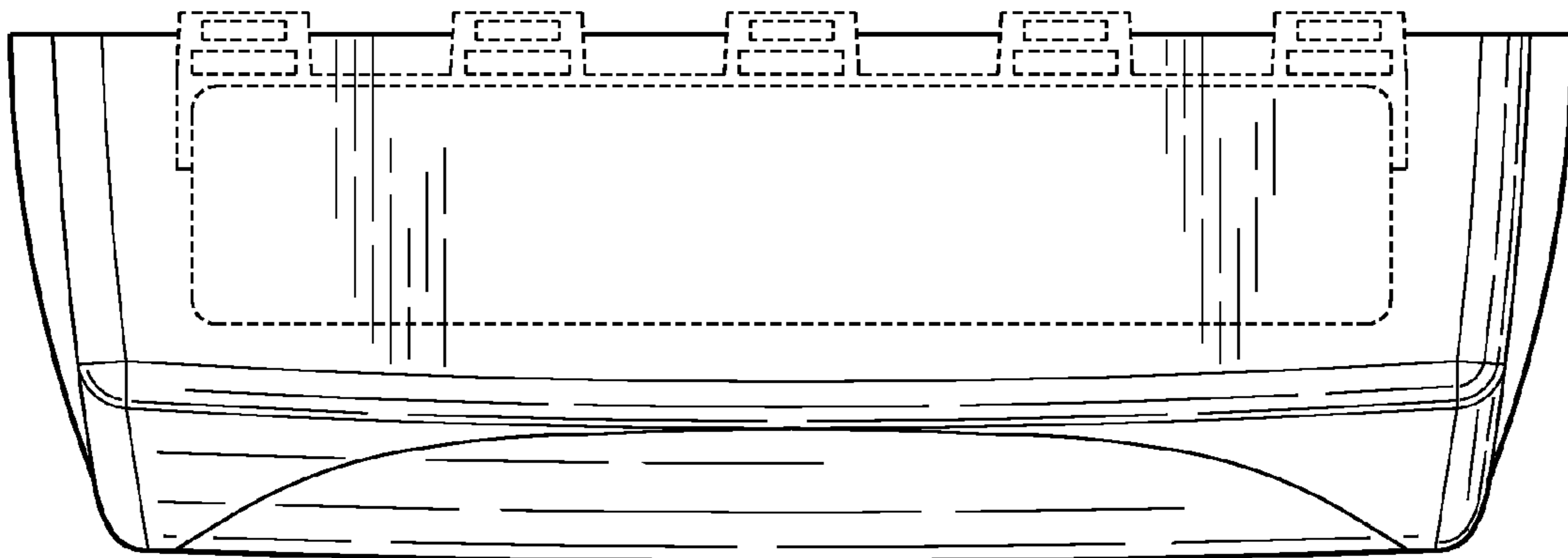
*Fig. 1*



*Fig. 2*



*Fig. 3*



*Fig. 4*

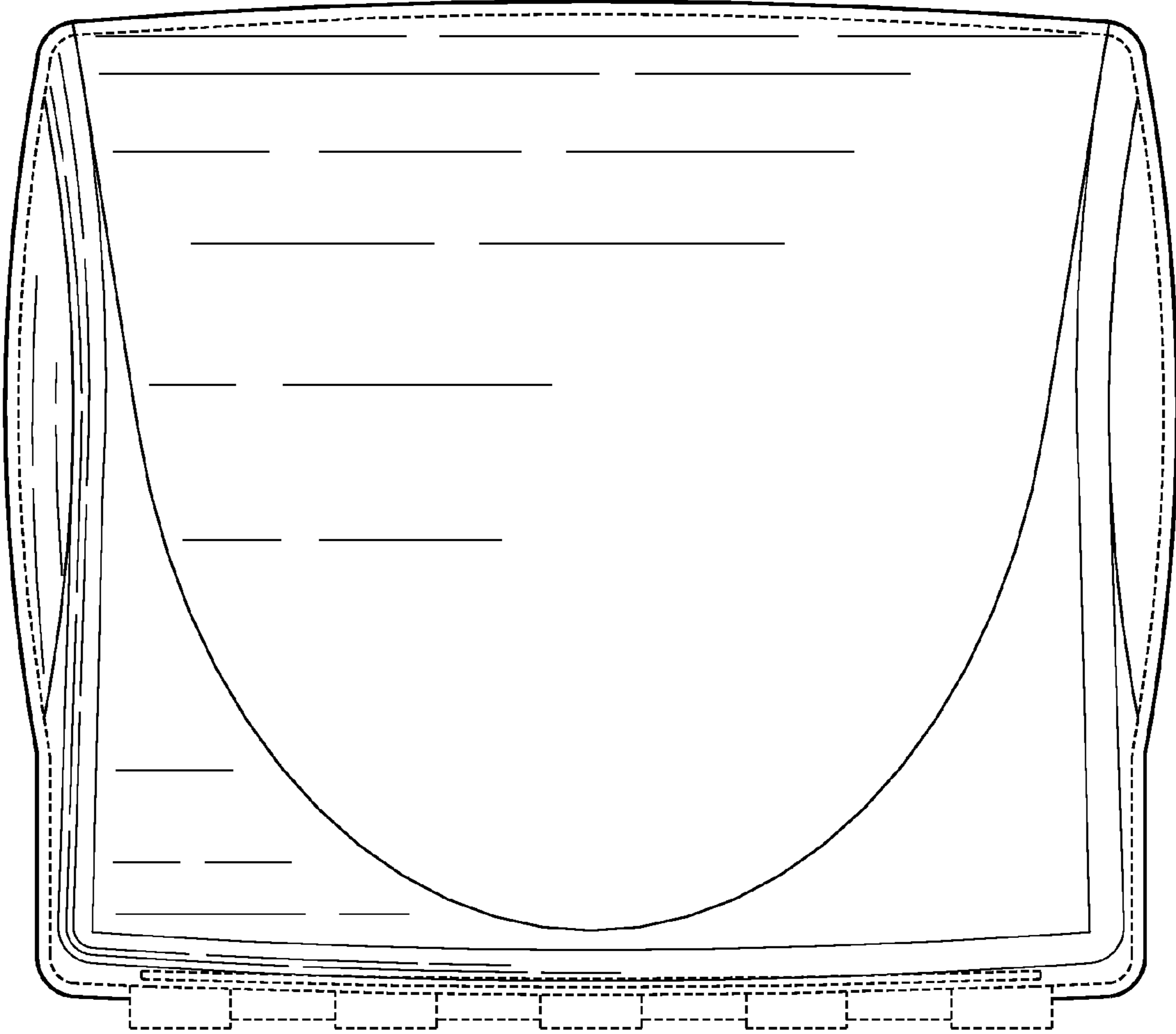


Fig. 5