



US00D583170S

(12) **United States Design Patent**
Shen

(10) **Patent No.:** **US D583,170 S**
(45) **Date of Patent:** **** Dec. 23, 2008**

(54) **SERPENTINE SUPPORT BRACKET FOR A CHAIR**

D294,781 S * 3/1988 Goldman D6/372
D342,622 S * 12/1993 Tseng D6/370
D344,416 S * 2/1994 Schwartz D6/373
D438,720 S * 3/2001 Neil D6/373

(76) Inventor: **Ziming Shen**, 225 Howard Ave., Staten Island, NY (US) 10301

* cited by examiner

(**) Term: **14 Years**

Primary Examiner—Mimosa De

(21) Appl. No.: **29/301,522**

(74) *Attorney, Agent, or Firm*—Alfred M. Walker

(22) Filed: **Mar. 4, 2008**

(57) **CLAIM**

(51) **LOC (8) Cl.** **06-01**

The ornamental design for a serpentine support bracket for a chair, as shown and described.

(52) **U.S. Cl.** **D6/500**

(58) **Field of Classification Search** D6/334–336,
D6/367, 369, 370, 371–373, 374, 375, 376,
D6/379, 380, 491, 495, 499, 500–502; 297/287,
297/445.1, 448.1, 448.2, 463.1
See application file for complete search history.

DESCRIPTION

(56) **References Cited**

FIG. 1 is a perspective view of a serpentine support bracket for a chair, showing my new design, wherein a chair is shown in phantom lines;

U.S. PATENT DOCUMENTS

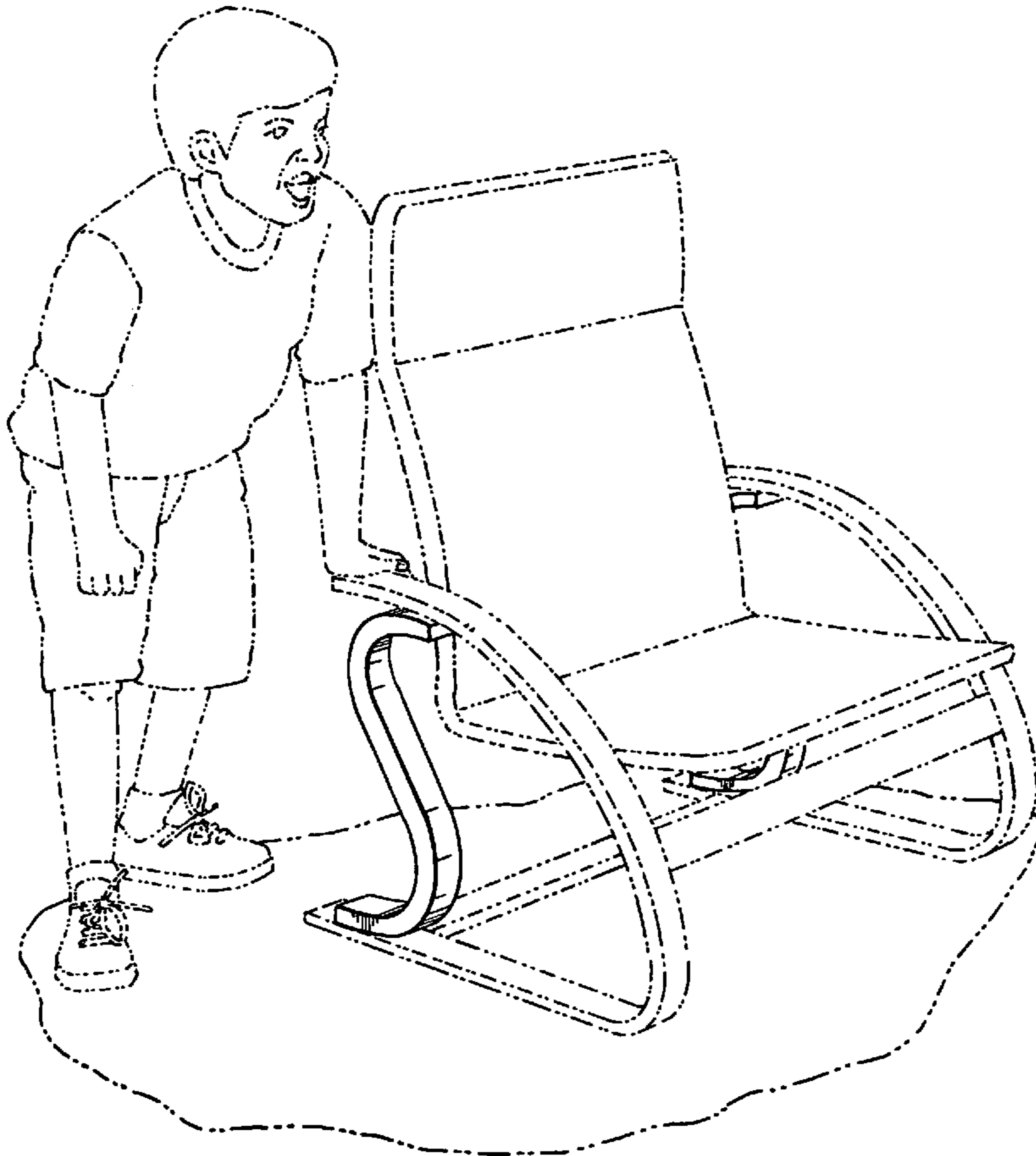
FIG. 2 is a right side elevation view thereof, the left side being a mirror image thereof; and,

D253,325 S * 11/1979 Gasser et al. D6/372
D267,524 S * 1/1983 Hickey D6/372
D270,312 S * 8/1983 Hickey D6/372
D270,877 S * 10/1983 Hickey D6/372
D285,875 S * 9/1986 Goldman D6/367

FIG. 3 is a rear view thereof.

The chair and child shown in phantom lines are shown for environmental purposes only, and form no part of the claimed design.

1 Claim, 2 Drawing Sheets



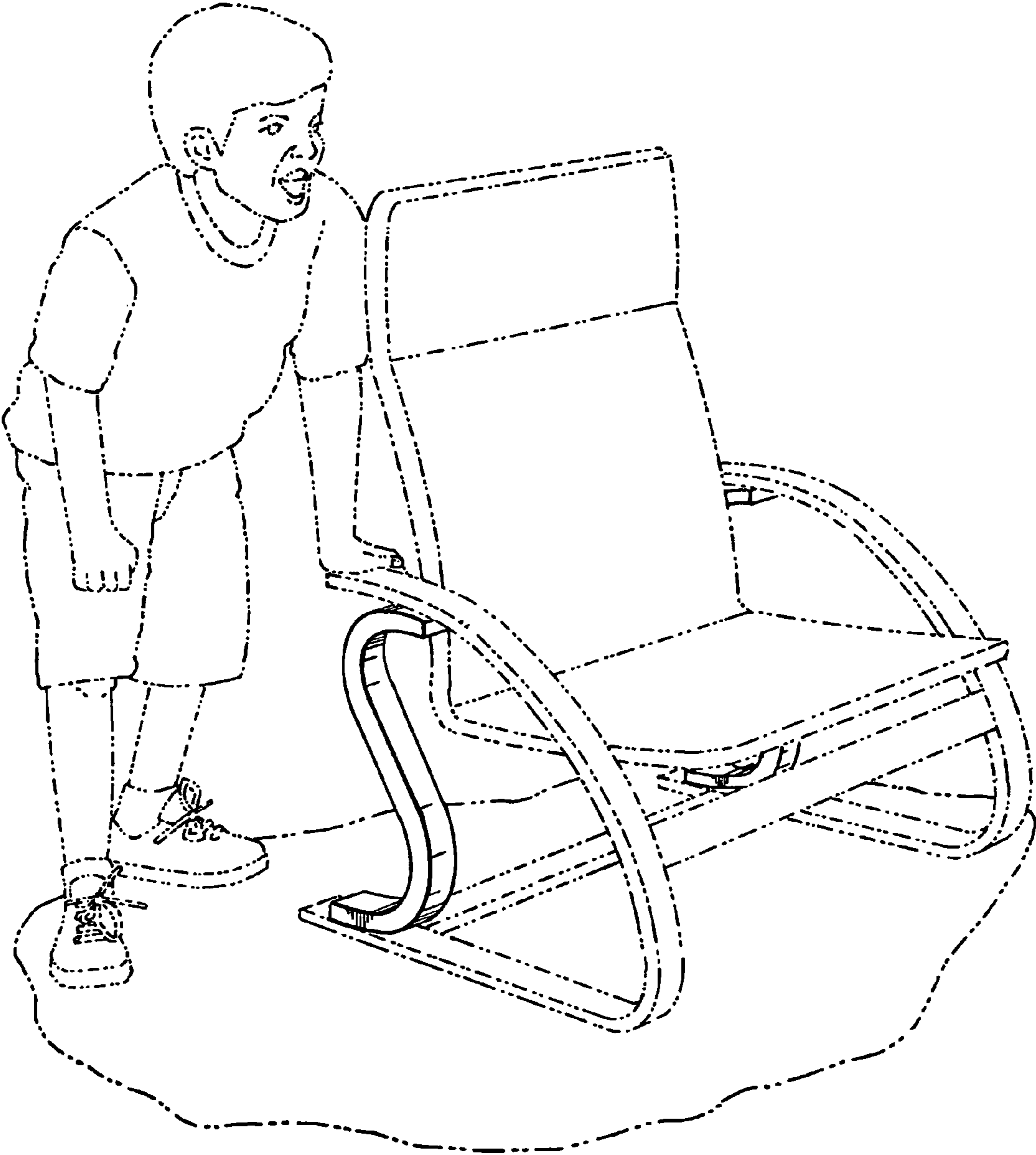


Fig. 1

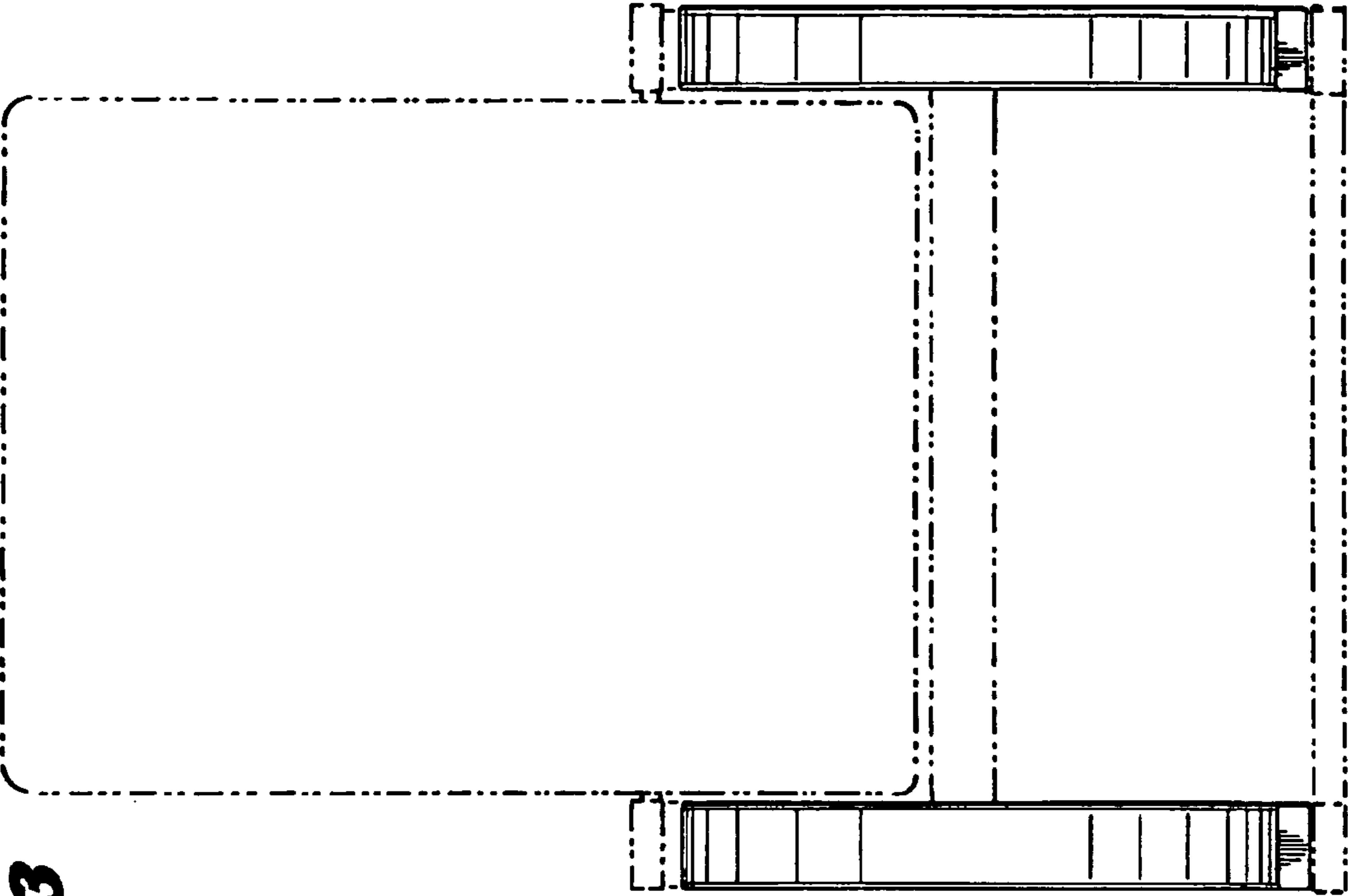


Fig. 3

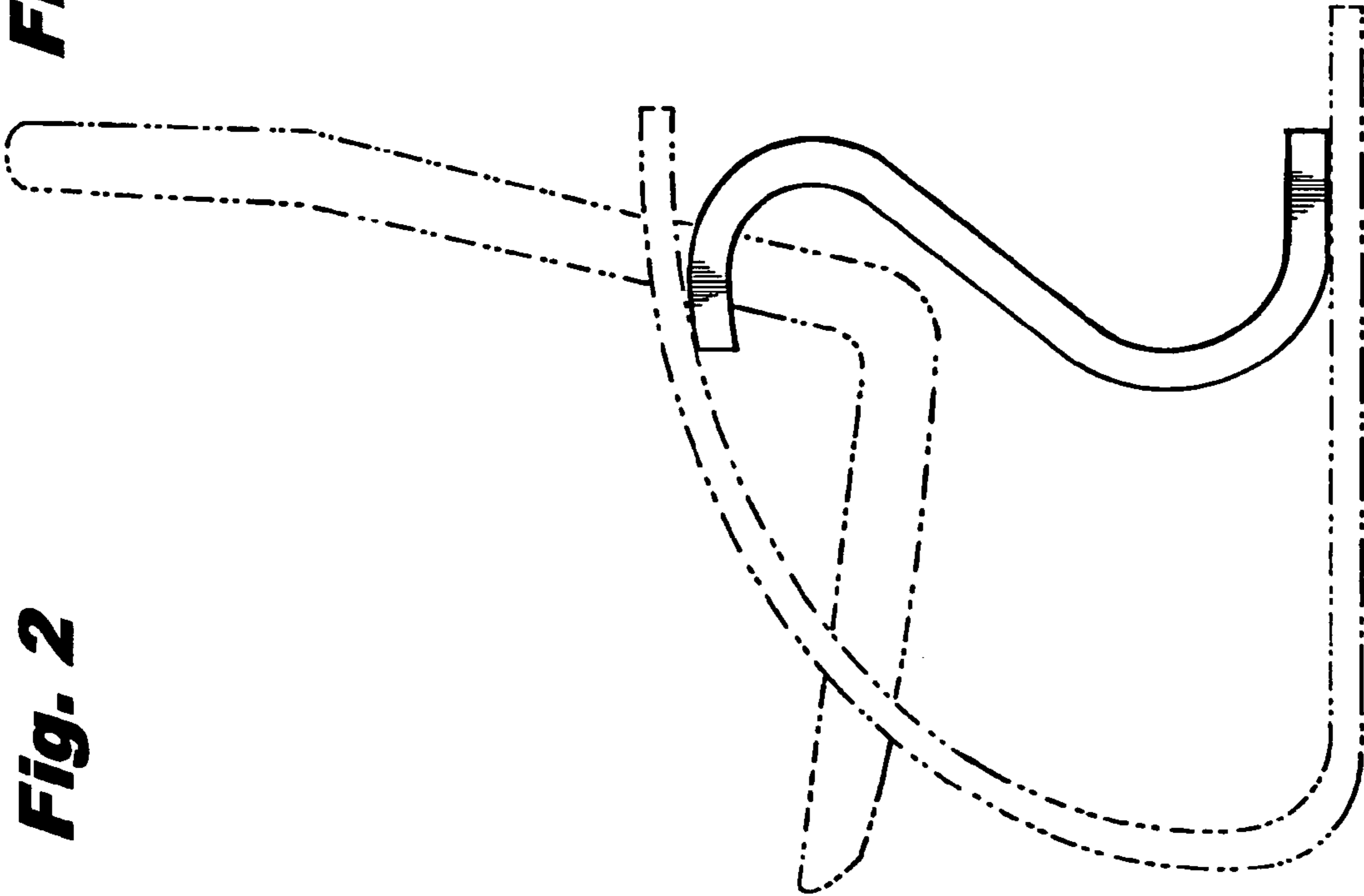


Fig. 2