



US00D583166S

(12) **United States Design Patent**
Hynes

(10) **Patent No.:** **US D583,166 S**

(45) **Date of Patent:** **** Dec. 23, 2008**

(54) **WINE CABINET**

(75) Inventor: **India Hynes**, Newport Beach, CA (US)

(73) Assignee: **Vinotemp International**, Rancho Dominguez, CA (US)

(**) Term: **14 Years**

(21) Appl. No.: **29/299,033**

(22) Filed: **Dec. 18, 2007**

(51) **LOC (8) Cl.** **06-04**

(52) **U.S. Cl.** **D6/470; D6/445**

(58) **Field of Classification Search** D6/432,
D6/436-448, 559, 561, 470-472; 312/102,
312/107, 117, 114, 138.1, 198, 199, 204,
312/209; 206/320, 823

See application file for complete search history.

(56) **References Cited**

U.S. PATENT DOCUMENTS

- D374,571 S * 10/1996 Paus D6/445
- D434,581 S * 12/2000 Spann, Jr. D6/445
- D436,481 S * 1/2001 Harwanko D6/559
- D440,075 S * 4/2001 Melillo D6/446
- D441,984 S * 5/2001 Melillo D6/445

- D441,985 S * 5/2001 Melillo D6/445
- D441,986 S * 5/2001 Melillo D6/445
- D446,407 S * 8/2001 Melillo D6/445
- D522,269 S * 6/2006 Walker D6/432
- D553,876 S * 10/2007 Walker D6/432

* cited by examiner

Primary Examiner—Mimosa De

(74) *Attorney, Agent, or Firm*—Kleinberg & Lerner, LLP;
Marvin H. Kleinberg

(57) **CLAIM**

The ornamental design for a wine cabinet, as shown and described.

DESCRIPTION

FIG. 1 is a perspective view of the wine cabinet of the present invention;

FIG. 2 is a front view of the wine cabinet of FIG. 1;


FIG. 3 is a side view of the wine cabinet of FIG. 1;

FIG. 4 is a rear view of the wine cabinet of FIG. 1; and,

FIG. 5 is a top view of the wine cabinet of FIG. 1.

The wine cabinet of the present invention is symmetrical and the left and right views are mirror images.

1 Claim, 3 Drawing Sheets






FIG. 1




FIG. 2

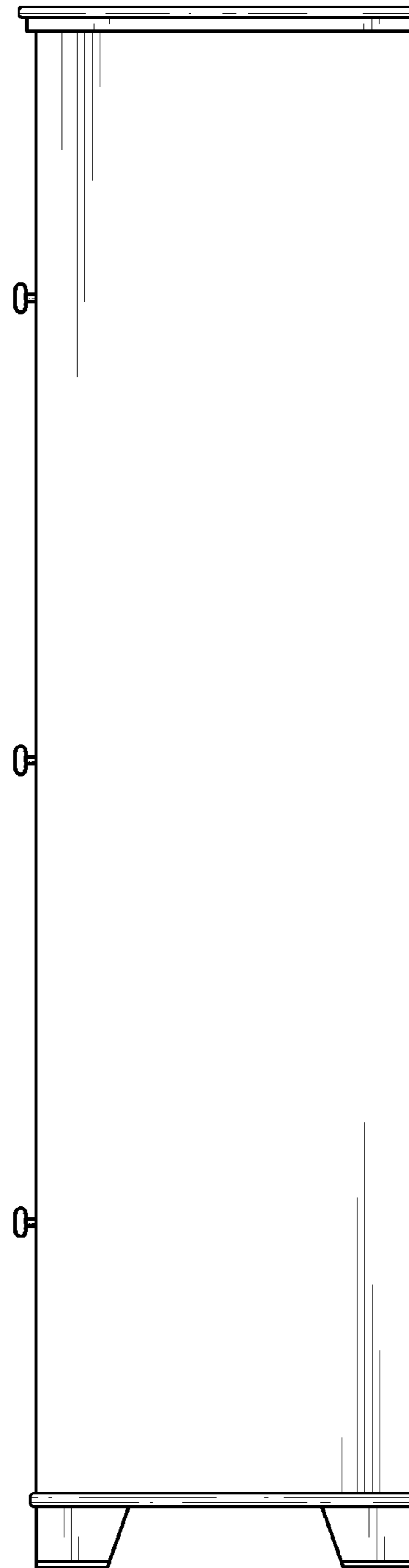


FIG. 3

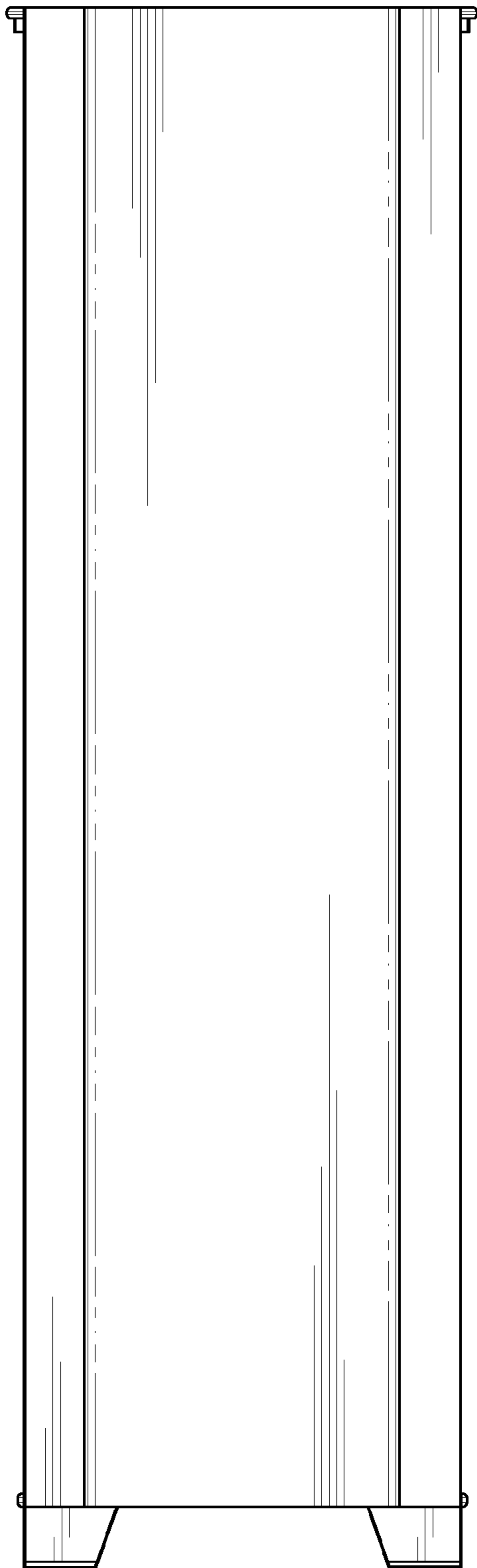


FIG. 4

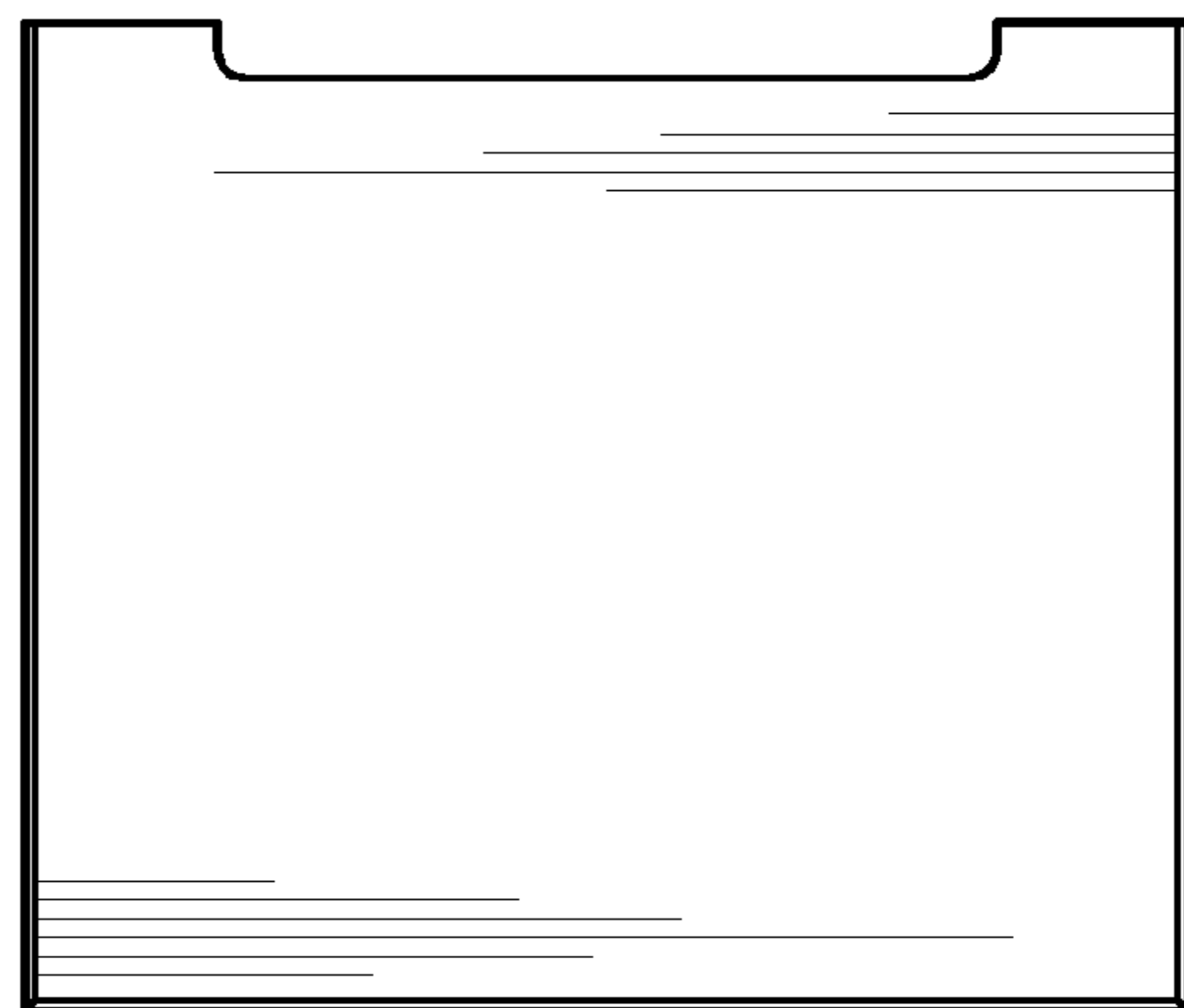


FIG. 5