



US00D583160S

(12) **United States Design Patent**
Balsley

(10) **Patent No.:** **US D583,160 S**
(45) **Date of Patent:** **** Dec. 23, 2008**

(54) **BENCH**

(75) Inventor: **Thomas Balsley**, New York, NY (US)

(73) Assignee: **Landscape Forms Inc.**, Kalamazoo, MI (US)

(**) Term: **14 Years**

(21) Appl. No.: **29/323,418**

(22) Filed: **Aug. 26, 2008**

Related U.S. Application Data

(63) Continuation of application No. 29/304,204, filed on Feb. 27, 2008, now Pat. No. Des. 578,784.

(51) **LOC (8) Cl.** **06-01**

(52) **U.S. Cl.** **D6/355**

(58) **Field of Classification Search** D6/334-336, D6/349, 353, 355, 369, 370, 374, 375, 376, D6/379, 380, 381, 499, 500-502; 297/232, 297/423.1, 423.39, 440.12, 445.1, 446.1, 297/447.4, 452.46, 461, 462

See application file for complete search history.

(56) **References Cited**

U.S. PATENT DOCUMENTS

D153,162 S * 3/1949 Nelems D6/375

D481,210 S * 10/2003 Chipman D6/349
D496,801 S 10/2004 Vanderminde, Sr.
D510,199 S 10/2005 Messier
D532,983 S 12/2006 McCurry

OTHER PUBLICATIONS

“Vacante Collection”, Forms+Surfaces 1998, Carpinteria, CA 93013, pp. 1-4.

* cited by examiner

Primary Examiner—Mimosa De

(74) *Attorney, Agent, or Firm*—Heslin Rothenberg Farley & Mesiti P.C.

(57) **CLAIM**

The ornamental design for the bench, as shown and described.

DESCRIPTION

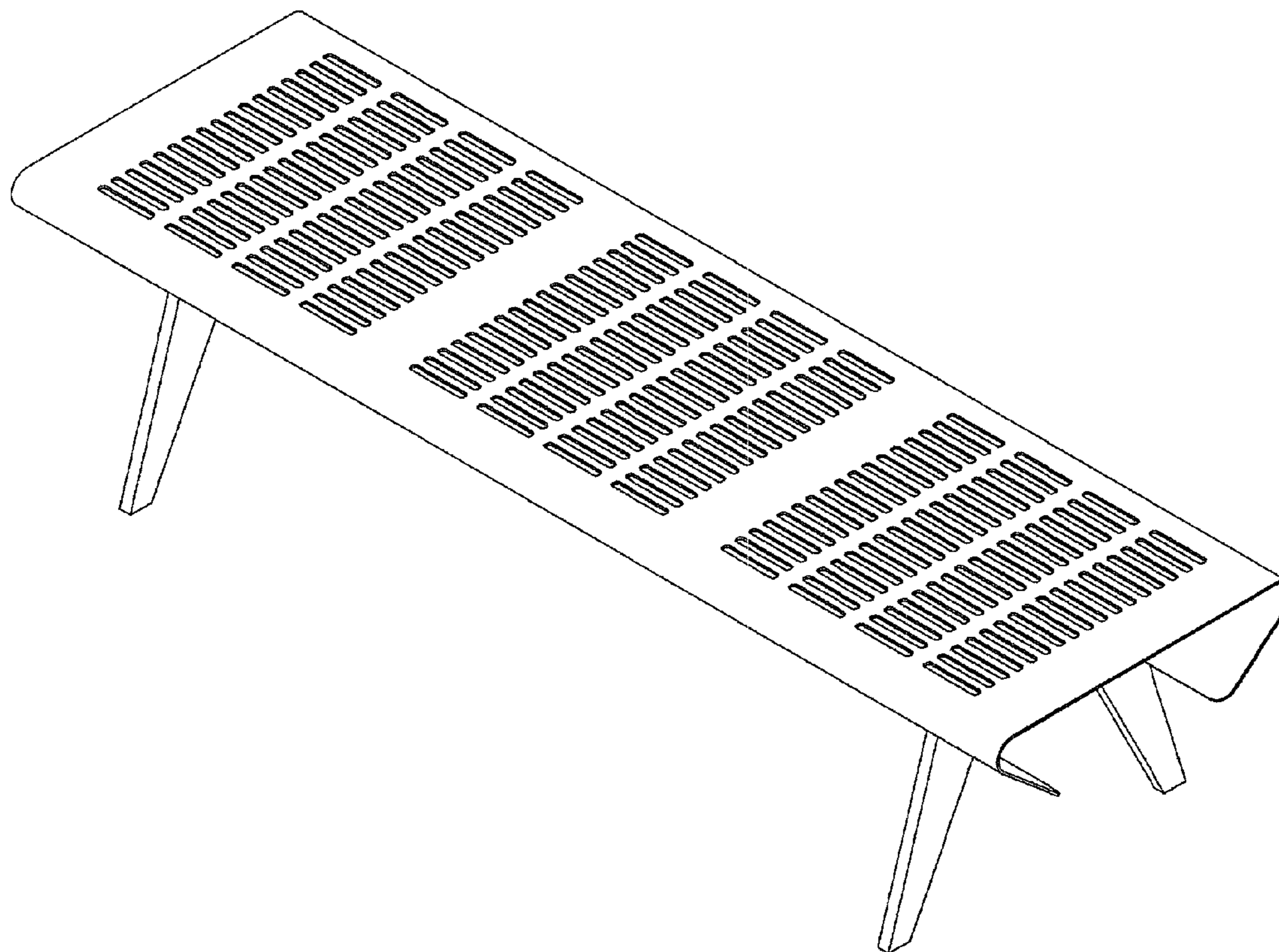
FIG. 1 is a perspective view of the bench of the present invention;

FIG. 2 is a front elevation view thereof, the rear elevation being identical thereto;

FIG. 3 is a left side elevation view thereof, the right side elevation view being a mirror image thereof; and,

FIG. 4 is a top plan view thereof.

1 Claim, 4 Drawing Sheets



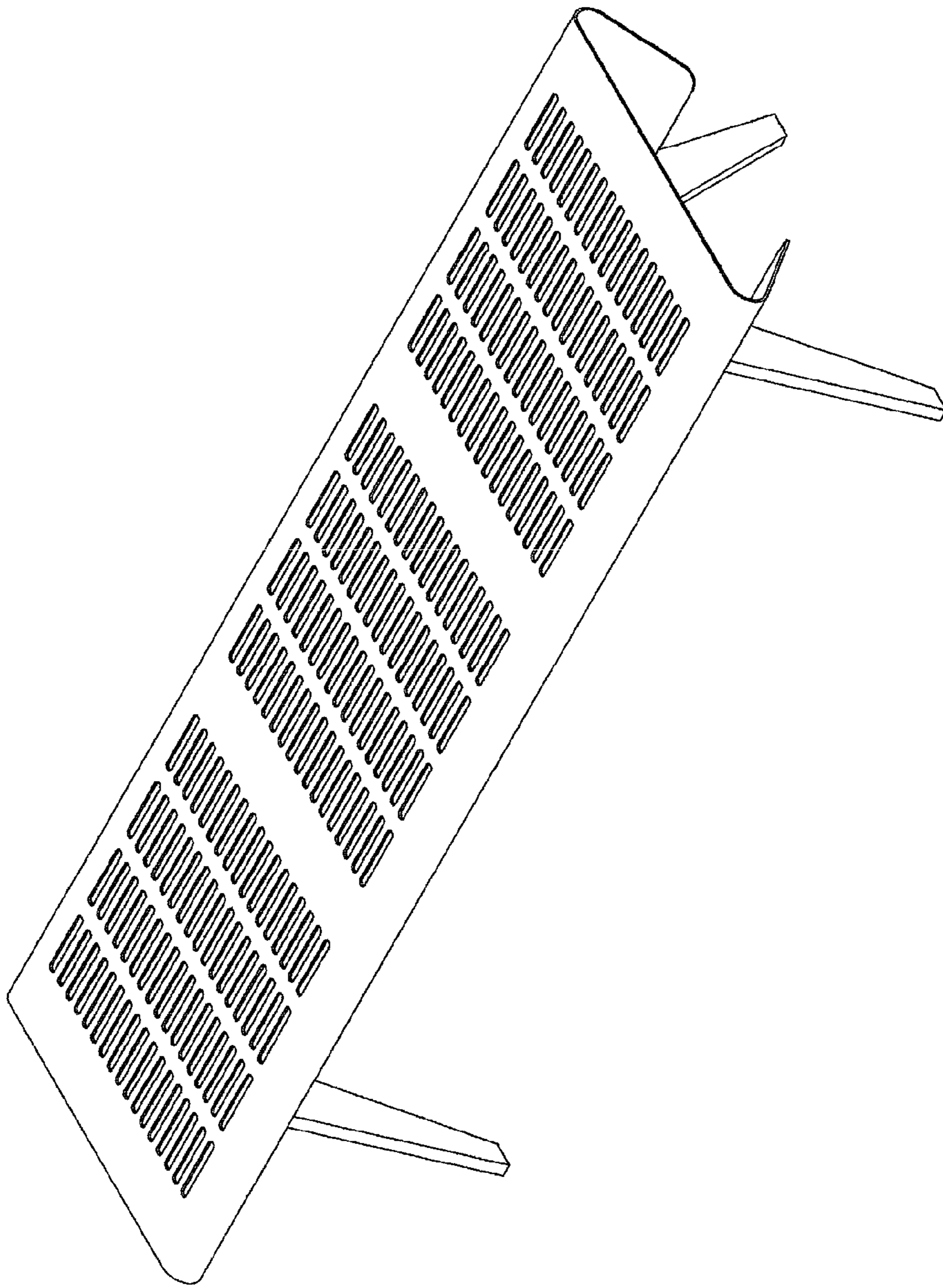


FIGURE 1




FIGURE 2

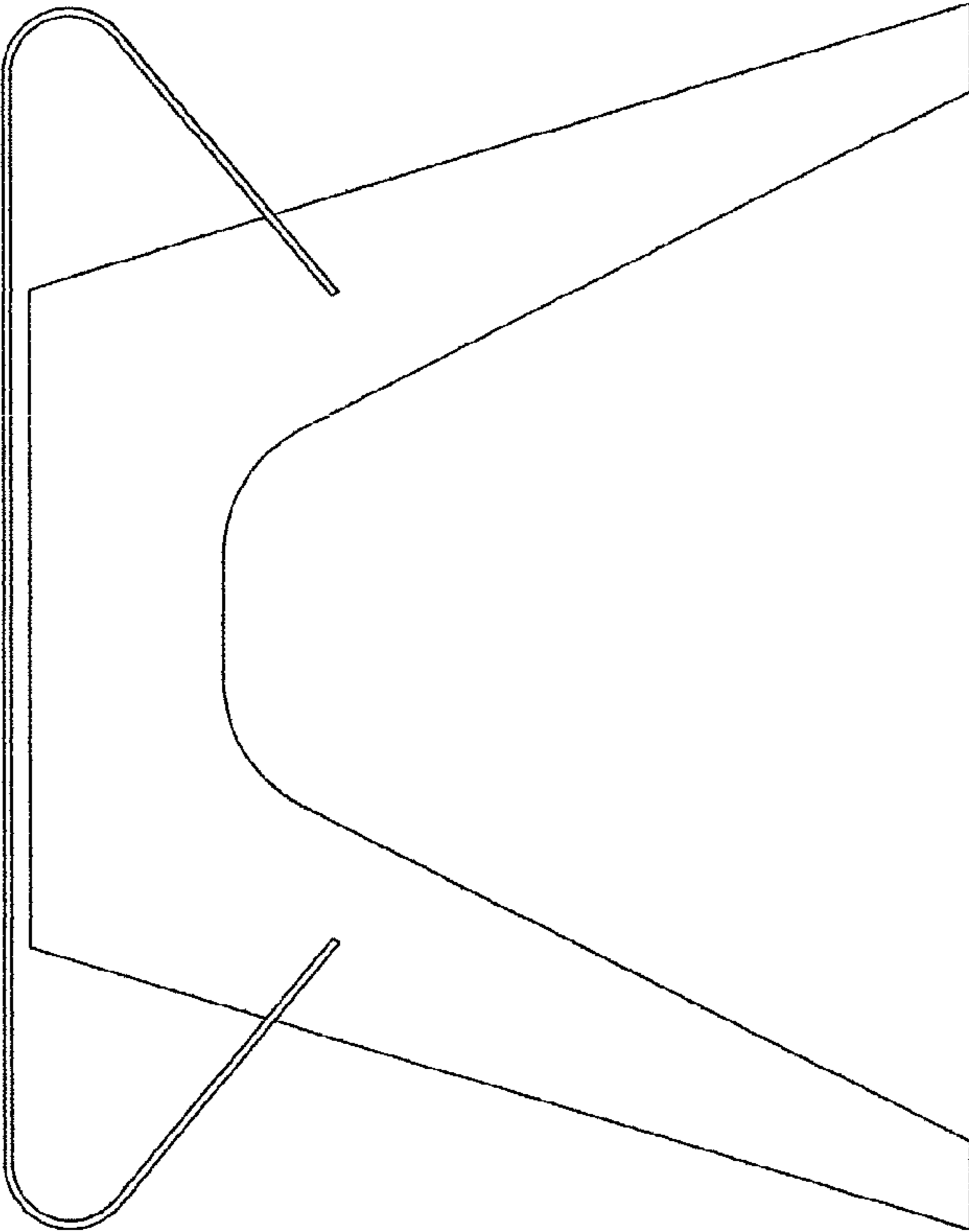


FIGURE 3




FIGURE 4