



US00D583155S

(12) **United States Design Patent**
Melfi

(10) **Patent No.:** **US D583,155 S**
(45) **Date of Patent:** **** Dec. 23, 2008**

(54) **SHOPPING BAG CARRIER**

(76) Inventor: **James A. Melfi**, 97 Alexander St., North Providence, RI (US) 02904-4458

(**) Term: **14 Years**

(21) Appl. No.: **29/292,504**

(22) Filed: **Oct. 12, 2007**

(51) **LOC (8) Cl.** **03-99**

(52) **U.S. Cl.** **D3/328**

(58) **Field of Classification Search** D3/328,
D3/315, 318; 294/137, 171, 170; D9/434
See application file for complete search history.

(56) **References Cited**

U.S. PATENT DOCUMENTS

3,520,570	A *	7/1970	Christopher et al.	294/27.1
3,799,416	A *	3/1974	Schmaltz	294/142
D358,094	S *	5/1995	DeGiacomo, Jr.	D9/434
5,441,323	A *	8/1995	Goddard	294/158
D369,470	S *	5/1996	Suggs, Sr.	D3/328
D385,189	S *	10/1997	Weller	D9/434
D385,788	S *	11/1997	Risser	D9/434
5,797,166	A *	8/1998	Wagenheim	16/443
D422,867	S *	4/2000	Forbes	D8/71
D463,127	S *	9/2002	Haertzen	D3/328
D483,668	S *	12/2003	Le Roux	D9/434
D497,255	S	10/2004	Scola		
D498,592	S *	11/2004	Kelley	D3/328
6,901,635	B1	6/2005	Scola		
D514,319	S *	2/2006	King et al.	D3/328
D520,362	S *	5/2006	Powell	D9/455

D540,040	S *	4/2007	Madirazza	D3/328
D575,063	S *	8/2008	Sandler	D3/328
2007/0170738	A1 *	7/2007	Bongard	294/168

* cited by examiner

Primary Examiner—Holly H Baynham

Assistant Examiner—Sheryl Lane

(74) *Attorney, Agent, or Firm*—Salter & Michaelson

(57) **CLAIM**

The ornamental design for a shopping bag carrier, as shown and described.

DESCRIPTION

FIG. 1 is a perspective view of a shopping bag carrier showing my new design;

FIG. 2 is a front elevational view thereof;

FIG. 3 is a rear elevational view thereof;

FIG. 4 is a top plan view thereof;

FIG. 5 is a bottom plan view thereof;

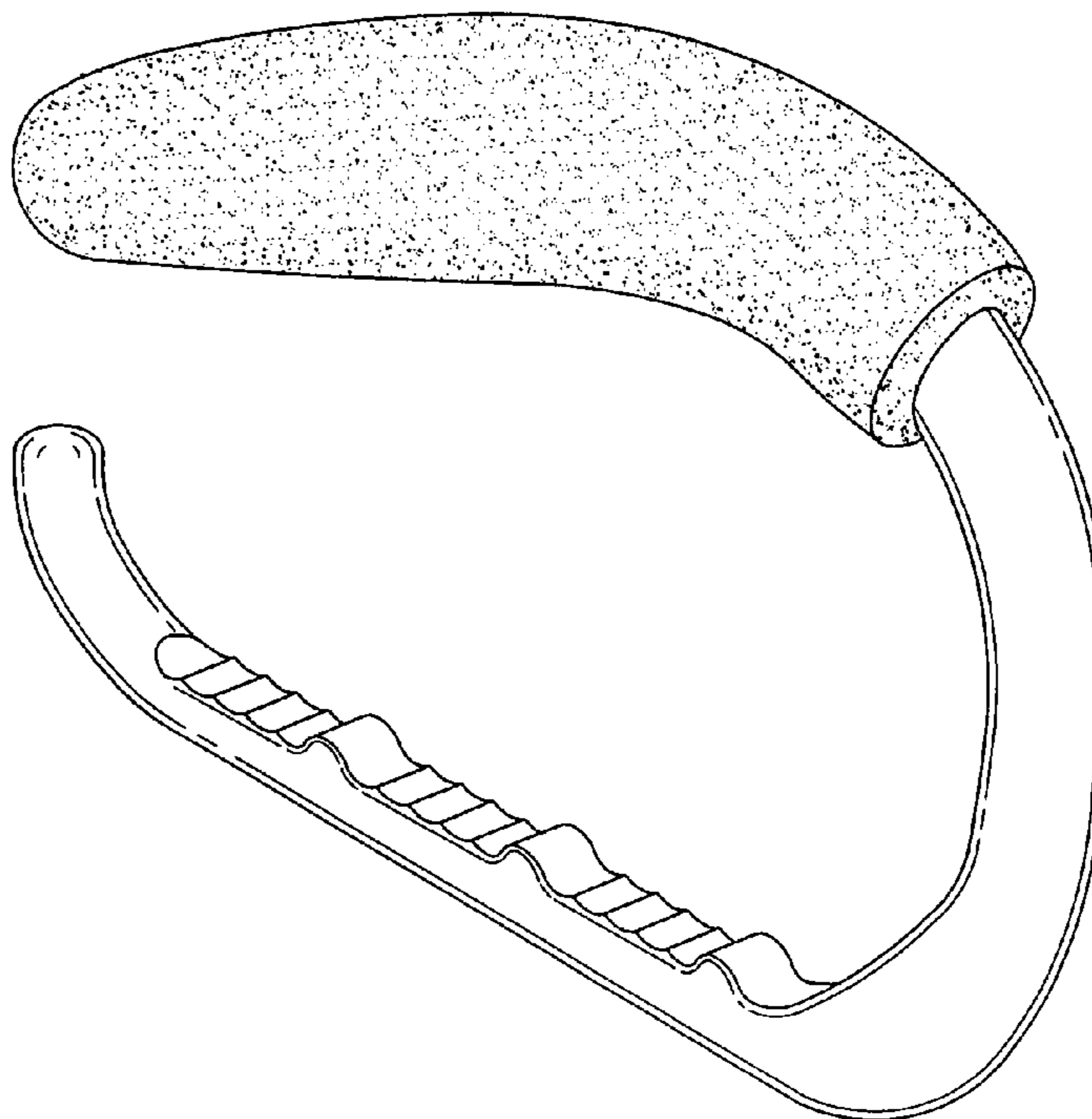
FIG. 6 is an edge view thereof looking from the left with respect to FIG. 1;

FIG. 7 is an edge view thereof looking from the right with respect to FIG. 1; and,

FIG. 8 is a reduced scale, perspective view of a shopping bag carrier showing my new design showing the carrier in its use mode.

The portions shown in broken lines in FIG. 8 are to show environment and form no part of the claimed design.

1 Claim, 4 Drawing Sheets



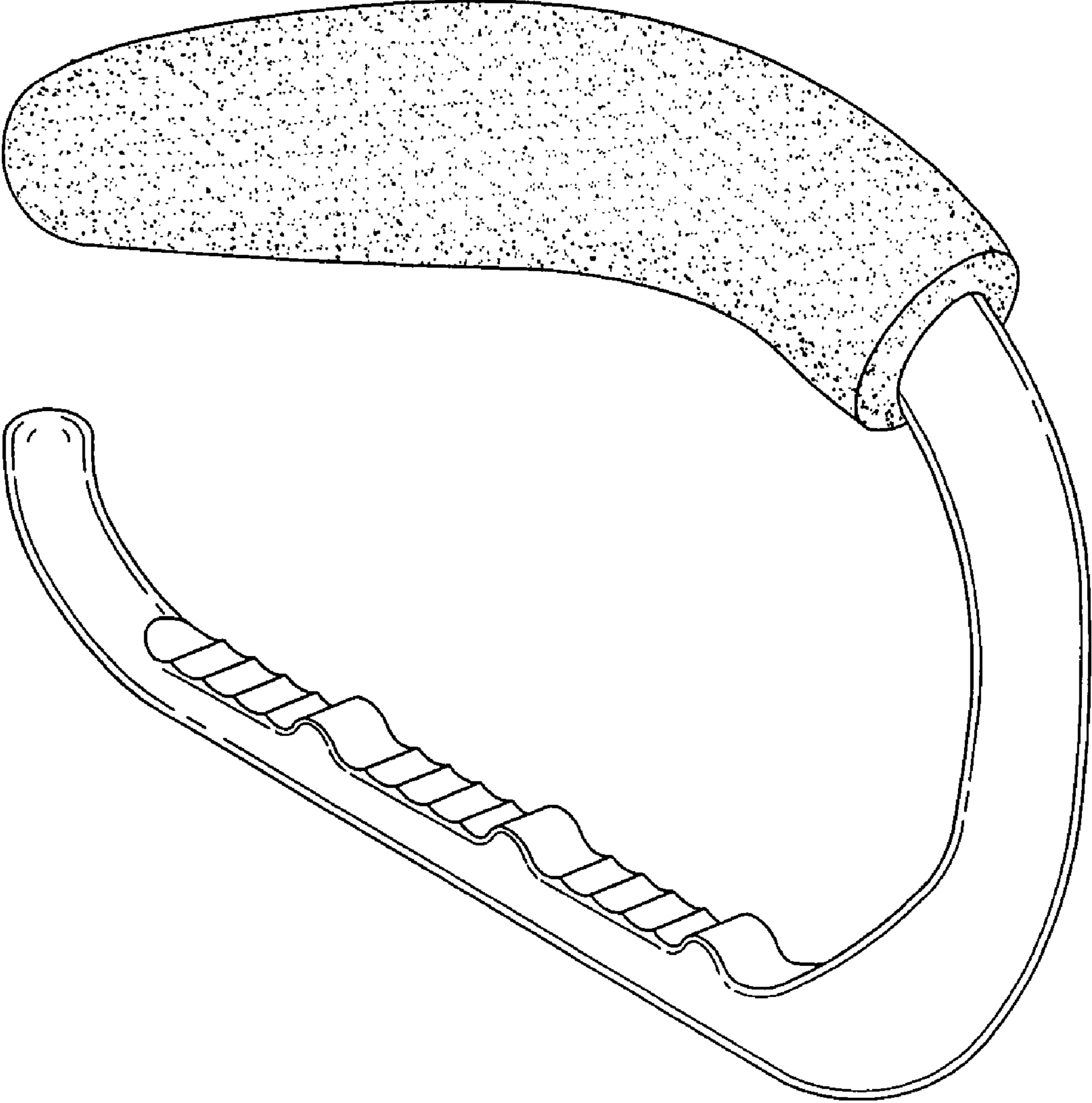


FIG. 1

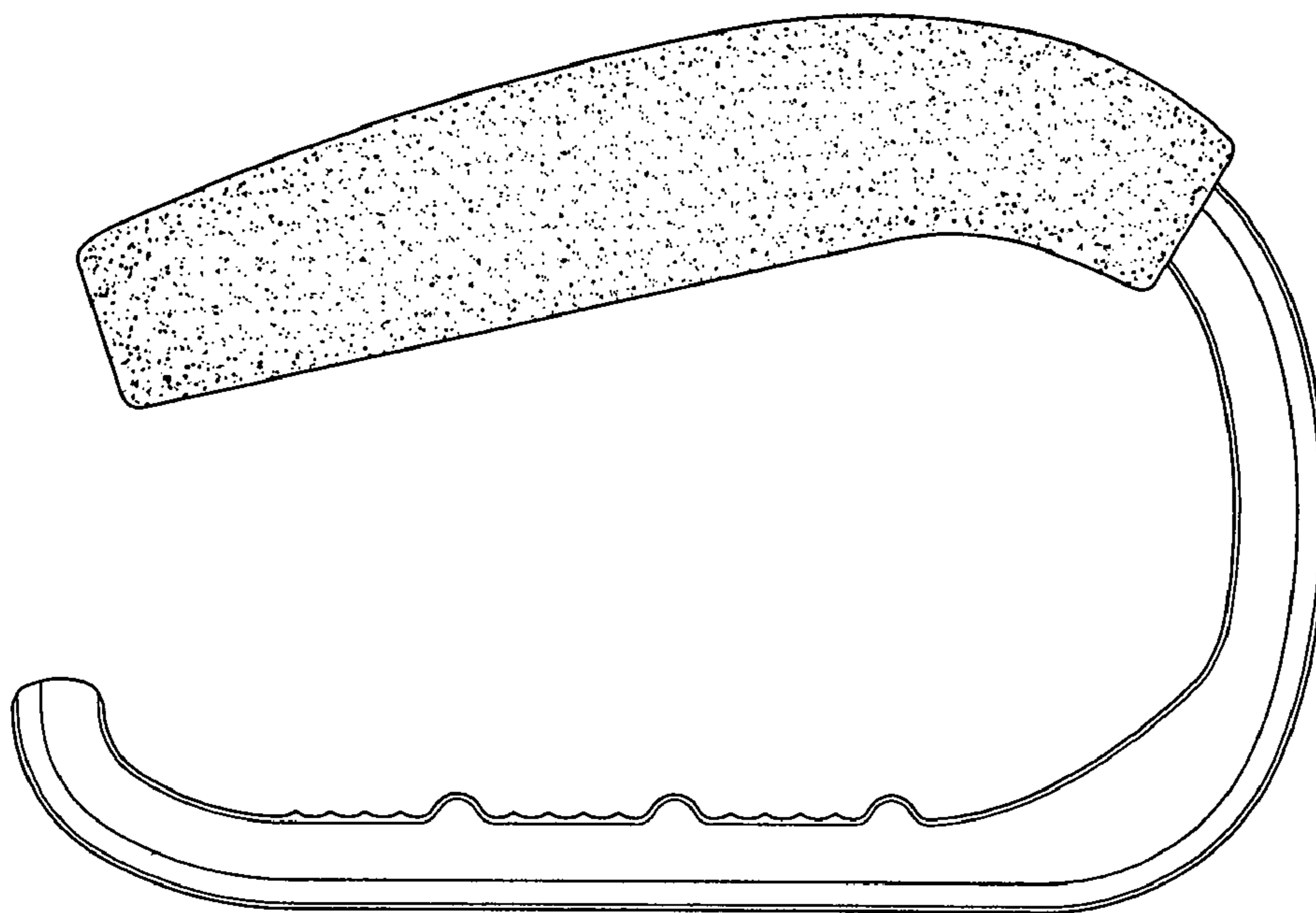


FIG. 2

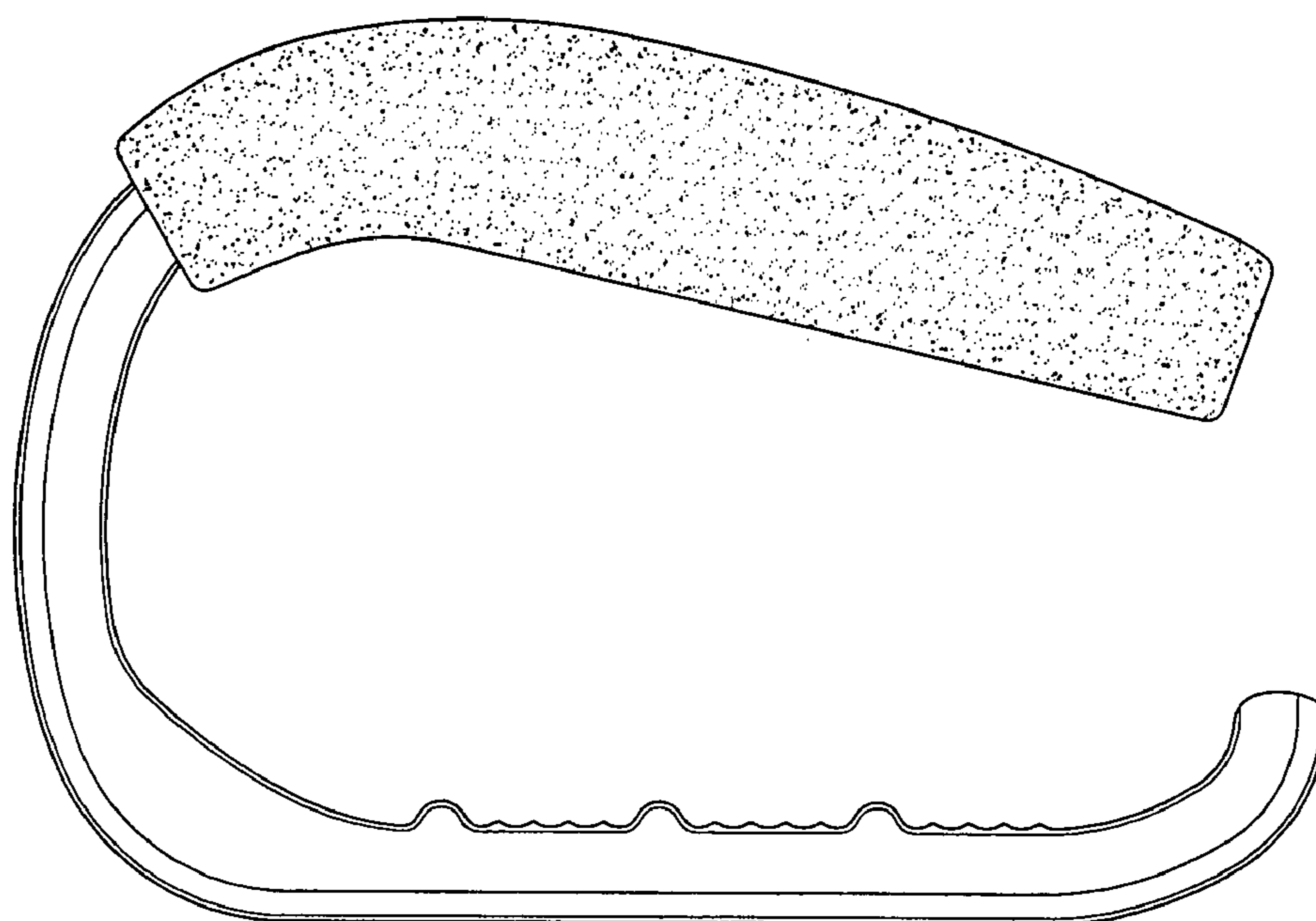


FIG. 3




FIG. 4




FIG. 5

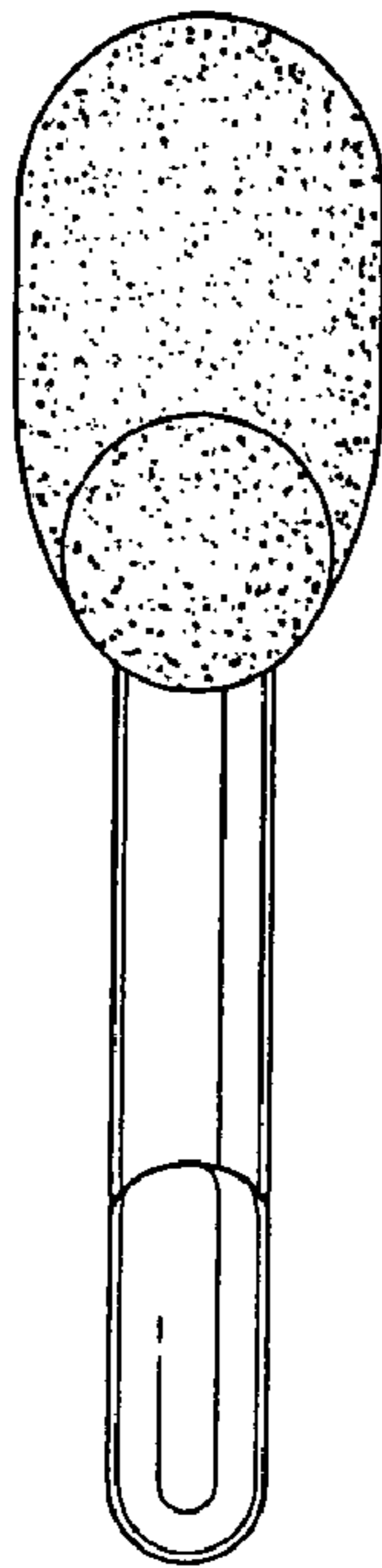


FIG. 6

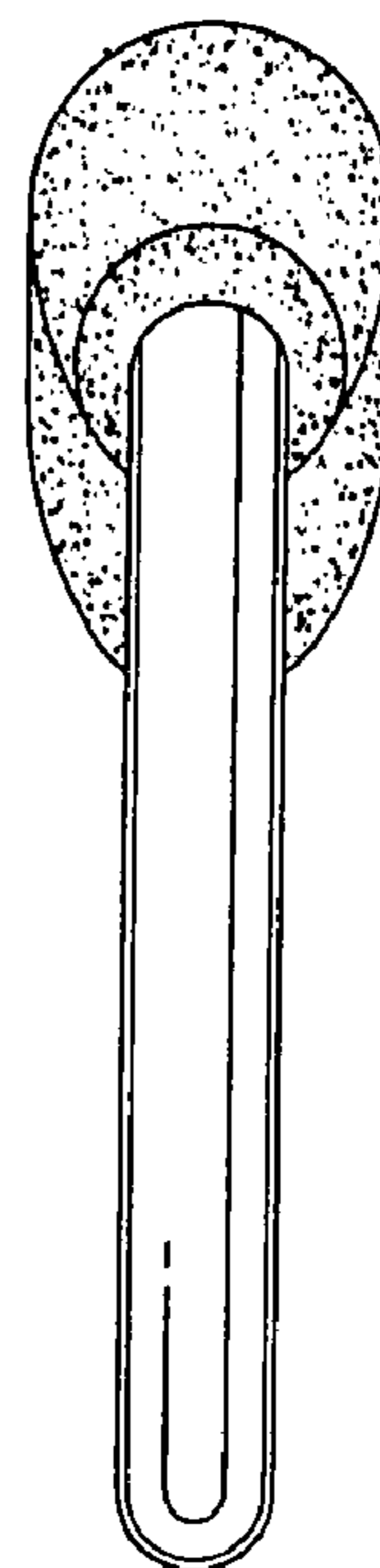


FIG. 7

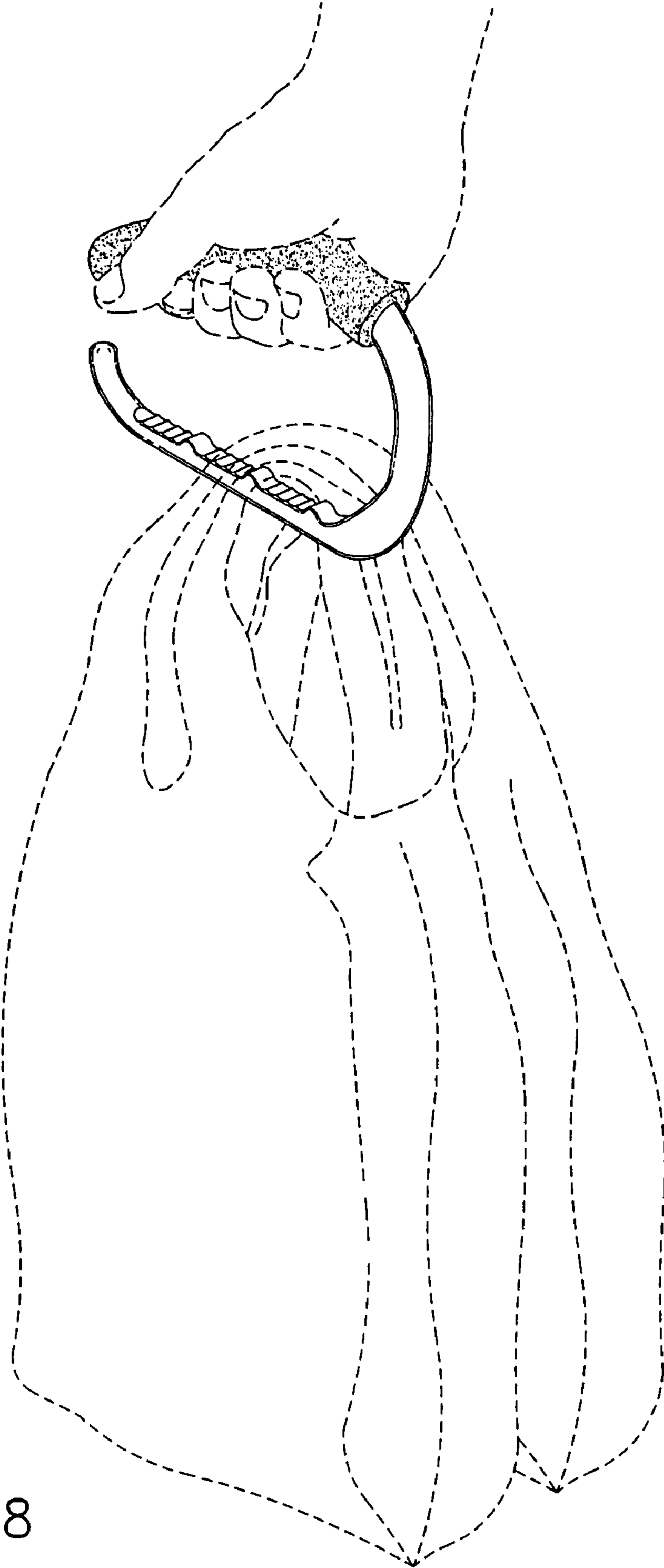


FIG. 8