

US00D583140S

(12) **United States Design Patent**
Avar

(10) **Patent No.:** **US D583,140 S**
(45) **Date of Patent:** **** Dec. 23, 2008**

(54) **SHOE UPPER**

(75) Inventor: **Eric P. Avar**, Lake Oswego, OR (US)

(73) Assignee: **NIKE, Inc.**, Beaverton, OR (US)

(**) Term: **14 Years**

(21) Appl. No.: **29/324,403**

(22) Filed: **Sep. 11, 2008**

(51) **LOC (8) Cl.** **02-99**

(52) **U.S. Cl.** **D2/972**

(58) **Field of Classification Search** D2/896,
D2/902, 906-908, 943, 944, 969, 972-974;
36/45, 50.1, 77 M, 77 R, 83, 88, 113, 114,
36/126-131

See application file for complete search history.

(56) **References Cited**

U.S. PATENT DOCUMENTS

D198,157 S *	5/1964	Doss	D2/906
D265,016 S	6/1982	Haddox		
D290,181 S *	6/1987	Autry	D2/907
D333,550 S *	3/1993	Marziali et al.	D2/969
D377,412 S	1/1997	Longbottom et al.		
D411,760 S *	7/1999	Marvin et al.	D2/969
D412,241 S *	7/1999	Hatfield et al.	D2/972
D412,242 S *	7/1999	Hatfield et al.	D2/972
D420,501 S *	2/2000	Hlavacs	D2/972
D424,798 S	5/2000	McDowell		
D438,697 S	3/2001	Matis et al.		
D457,296 S	5/2002	Burt		
D458,015 S	6/2002	Dolan et al.		
D460,251 S	7/2002	Dolan		
D460,605 S	7/2002	Whittington		
D501,982 S *	2/2005	Belley et al.	D2/969
D503,527 S *	4/2005	McDowell	D2/972
D514,299 S *	2/2006	Ardissono et al.	D2/969

D514,789 S	2/2006	Robbins et al.		
D522,731 S	6/2006	Teague		
D524,024 S	7/2006	Fallon		
D525,420 S	7/2006	Cass		
D529,705 S *	10/2006	Lupo	D2/972
D549,947 S *	9/2007	Huthmaker	D2/972
D553,344 S *	10/2007	McGrath	D2/972
D568,600 S	5/2008	Chang		
D572,454 S *	7/2008	Dirsa	D2/969
D577,892 S *	10/2008	St-Louis et al.	D2/969
D577,894 S *	10/2008	St-Louis et al.	D2/969

OTHER PUBLICATIONS

Nike Footwear Catalog Late Spring 2001; p. M125, published Sep. 2000.

Nike Footwear Catalog Holiday 2008; p. M4, published Feb. 2008.

Nike Footwear Catalog Holiday 2008; p. M7, published Feb. 2008.

* cited by examiner

Primary Examiner—Dominic Simone

(74) *Attorney, Agent, or Firm*—Banner & Witcoff, Ltd.

(57) **CLAIM**

The ornamental design for a shoe upper, as shown and described.

DESCRIPTION

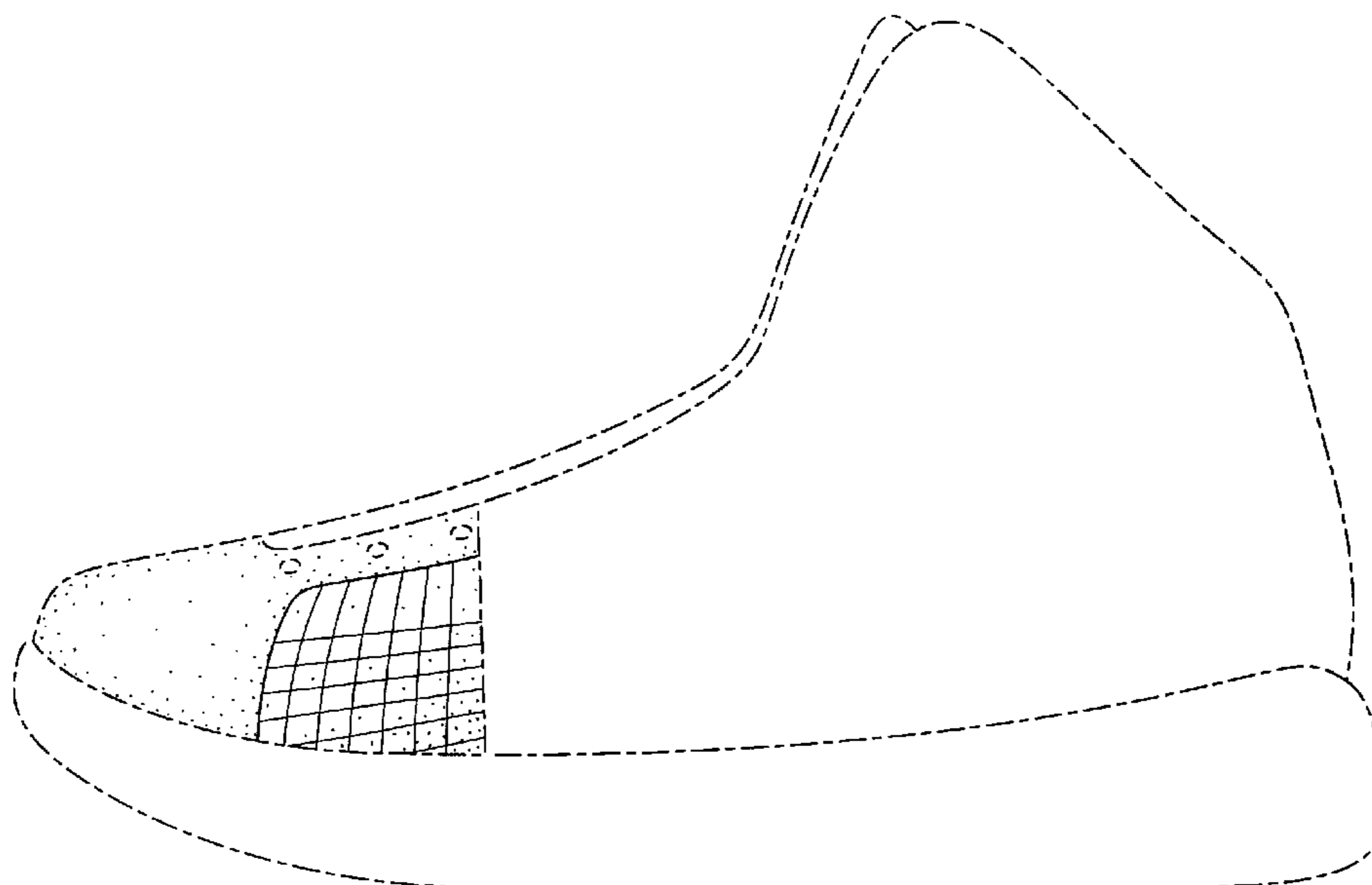
FIG. 1 is a front perspective view of a shoe upper showing my new design;

FIG. 2 is a rear perspective view thereof; and,

FIG. 3 is a side view thereof.

The broken line showing that is immediately adjacent to the shaded area represents an unclaimed boundary of the design. The broken line showing of the remainder of the shoe is for environmental purposes only and forms no part of the claimed design.

1 Claim, 3 Drawing Sheets



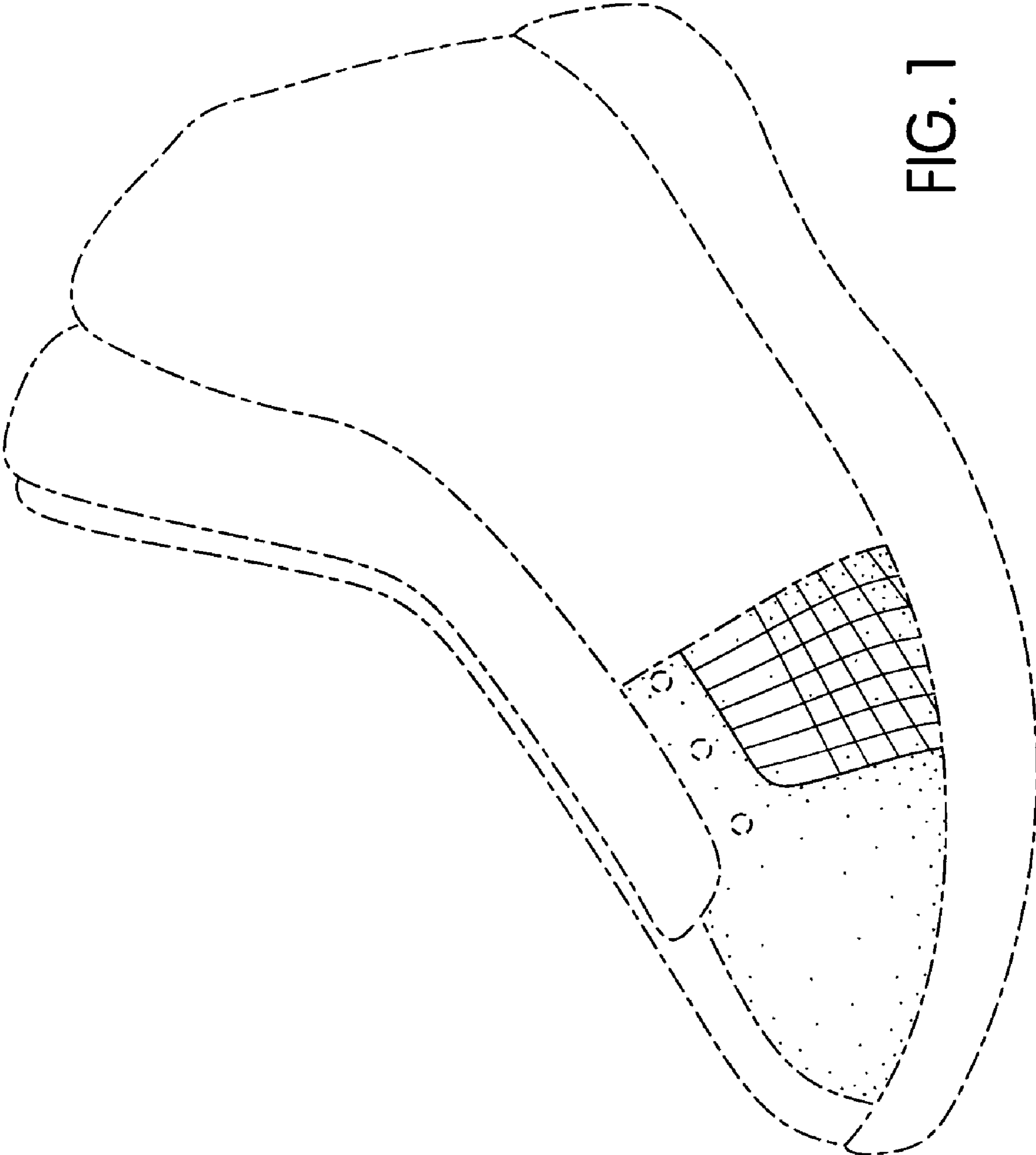


FIG. 1

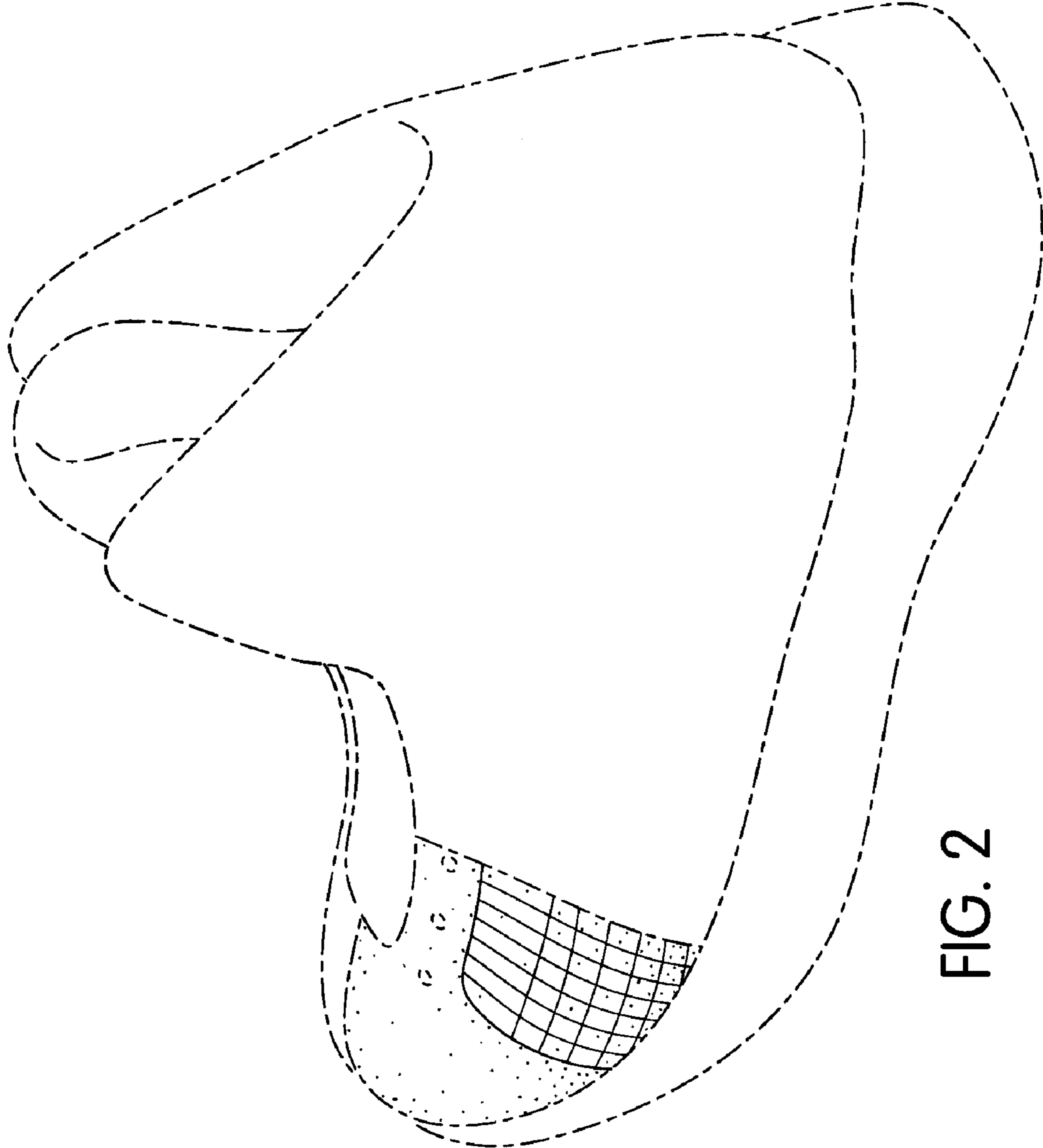


FIG. 2

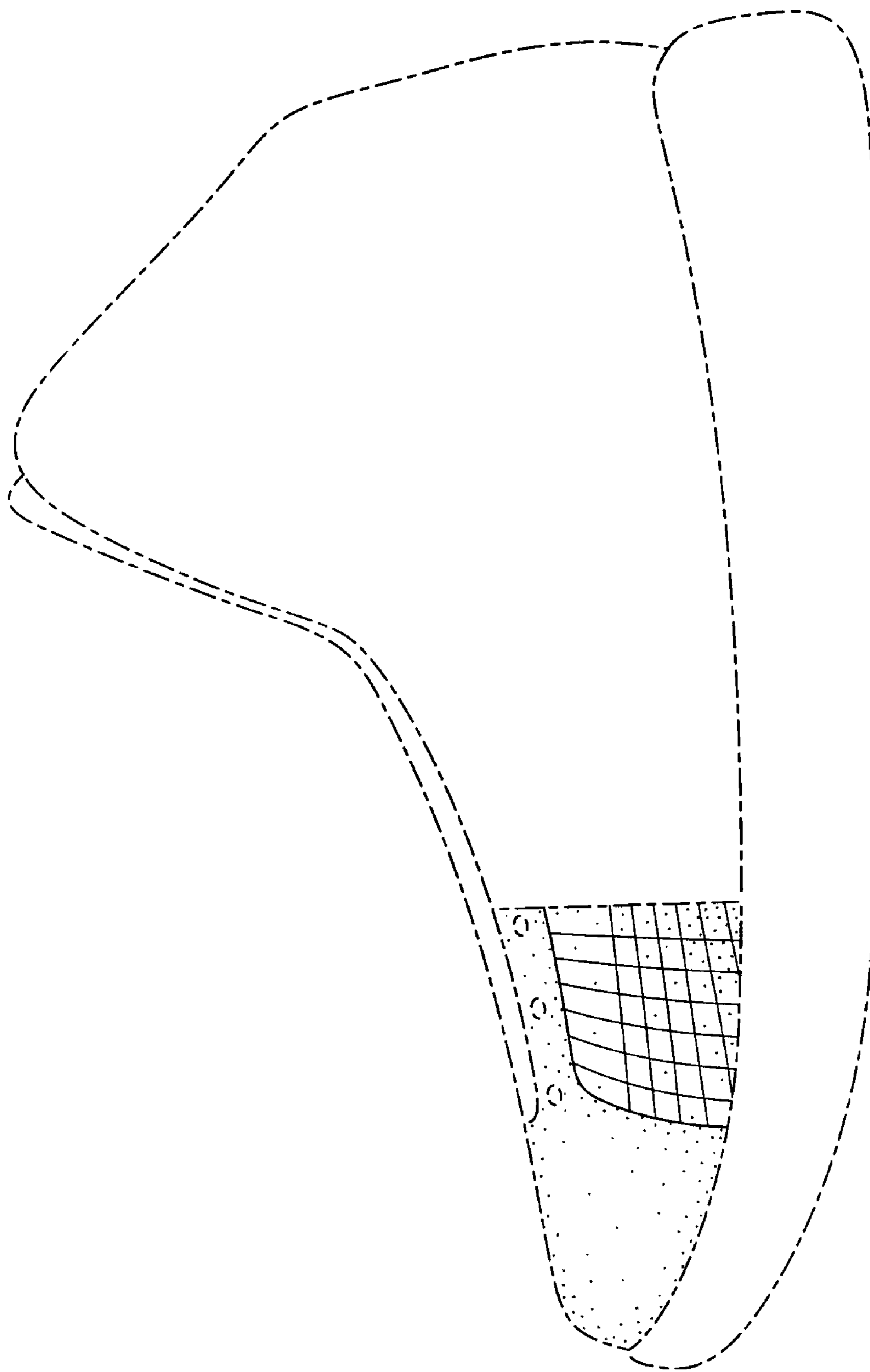


FIG. 3