



US00D583139S

(12) **United States Design Patent**  
**McClaskie**

(10) **Patent No.:** **US D583,139 S**

(45) **Date of Patent:** **\*\* Dec. 23, 2008**

(54) **OUTSOLE FOR A SHOE**

(75) Inventor: **Thomas E. McClaskie**, Bethlehem, PA  
(US)

(73) Assignee: **Columbia Insurance Company**,  
Omaha, NE (US)

(\*\*) Term: **14 Years**

(21) Appl. No.: **29/299,741**

(22) Filed: **Jan. 3, 2008**

(51) **LOC (8) Cl.** ..... **02-04**

(52) **U.S. Cl.** ..... **D2/953; D2/952**

(58) **Field of Classification Search** ..... D2/947,  
D2/948, 951, 952, 953, 954, 956, 958, 959,  
D2/960; 36/59 C, 32 R

See application file for complete search history.

(56) **References Cited**

U.S. PATENT DOCUMENTS

1,974,543 A	9/1934	Reymond	12/142
2,046,217 A	6/1936	Strauss	36/72
2,079,237 A	5/1937	Allard	36/2
2,160,768 A	5/1939	Wasser	36/72
2,344,069 A	3/1944	Wasser	36/72
3,091,871 A	6/1963	Tronche	36/72
3,175,310 A	3/1965	MacQuaid	36/72
3,175,311 A	3/1965	MacQuaid	36/72
3,191,321 A	6/1965	Brutting	36/2.5
3,213,551 A	10/1965	Krauss	36/2.5
3,407,518 A	10/1968	MacQuaid et al.	36/72
3,525,165 A	8/1970	Randall, Jr.	36/2.5
3,561,142 A	2/1971	Streit, Sr. et al.	36/72
D256,518 S	8/1980	Moesle	D2/320
4,231,170 A	11/1980	Griswold	36/72
4,366,629 A	1/1983	Scherz	36/4
4,562,652 A	1/1986	Hensler	36/102

4,908,963 A	3/1990	Krajcir et al.	36/77
4,995,174 A	2/1991	Hong et al.	36/72
5,048,203 A	9/1991	Kling	36/32
5,185,944 A	2/1993	Okajima	36/45
D335,953 S	6/1993	Tyng	D2/320
D345,453 S	3/1994	Carpenter	D2/955
5,499,459 A	3/1996	Tomaro	36/10
5,526,584 A	6/1996	Bleimhofer et al.	36/10

(Continued)

*Primary Examiner*—Celia A Murphy

(74) *Attorney, Agent, or Firm*—St. Onge Steward Johnston &  
Reens LLC

(57) **CLAIM**

The ornamental design for an outsole for a shoe, as shown and described.

**DESCRIPTION**

FIG. 1 is a bottom perspective view of an outsole for a shoe showing my new design;

FIG. 2 is a bottom view thereof;

FIG. 3 is a right side view thereof;

FIG. 4 is a left side view thereof;

FIG. 5 is a reduced scale front view thereof;

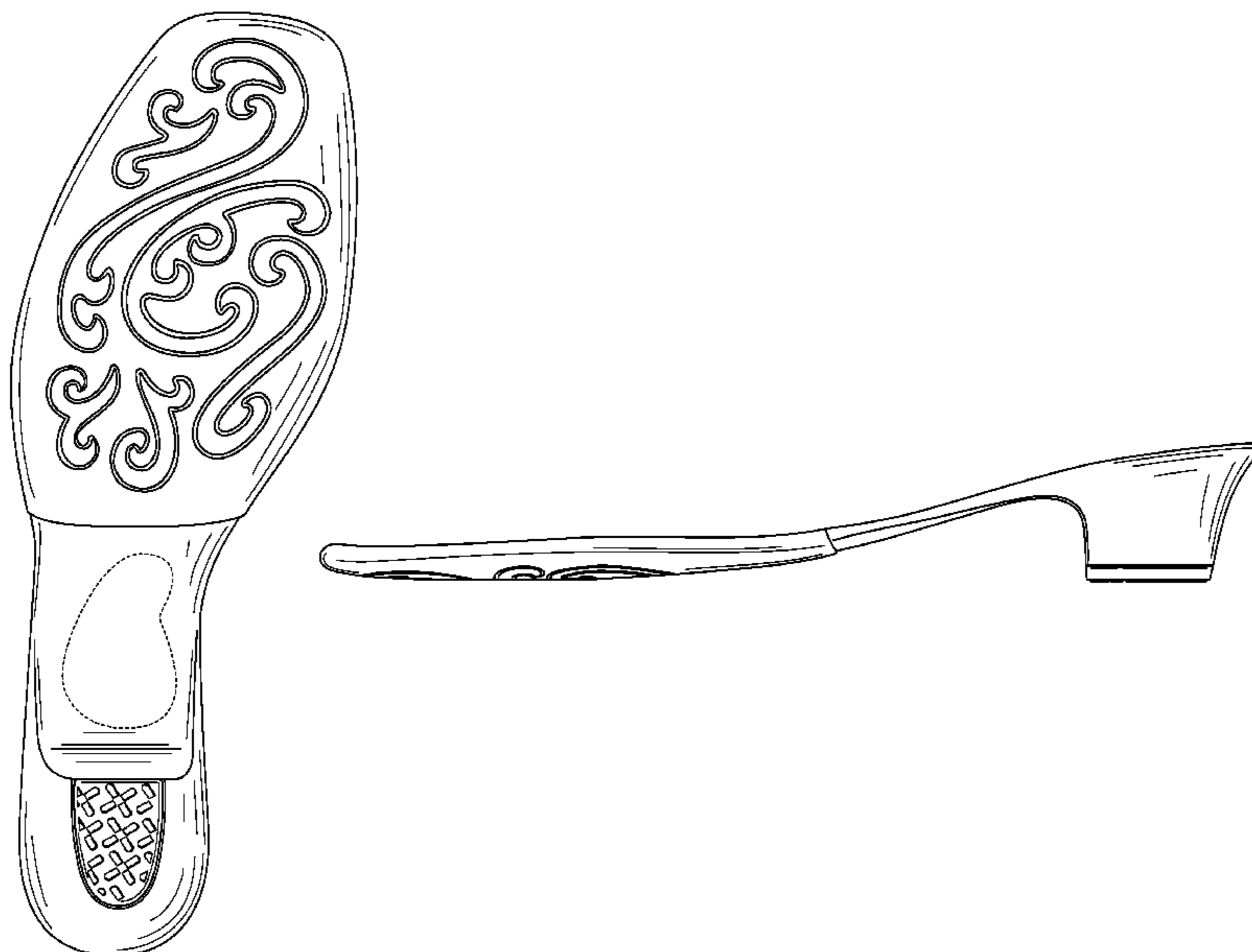
FIG. 6 is a reduced scale rear view thereof; and

FIG. 7 is an enlarged perspective view of the area labeled “7” in FIG. 1; and,

FIG. 8 is an enlarged perspective view of the area labeled “8” in FIG. 1.

The broken lines shown in the arch area of FIGS. 1–2 represent boundaries of the design with the lines themselves and the areas within them forming no part of the claim.

**1 Claim, 5 Drawing Sheets**



# US D583,139 S

Page 2

## U.S. PATENT DOCUMENTS

D381,494 S	7/1997	Anderson .....	D2/959	D540,095 S *	4/2007	Lee .....	D6/583
D384,798 S	10/1997	Gray .....	D2/964	D542,015 S *	5/2007	McClaskie .....	D2/952
5,738,937 A	4/1998	Baychar .....	428/316.6	D546,530 S *	7/2007	McClaskie .....	D2/952
D402,449 S	12/1998	Robinson et al. ....	D2/951	D551,832 S *	10/2007	Scott .....	D2/952
D430,968 S	9/2000	Carroll .....	D2/962	D553,832 S *	10/2007	McClaskie .....	D2/952
6,161,315 A	12/2000	Dalton .....	36/134	D558,963 S *	1/2008	McClaskie .....	D2/952
D468,083 S	1/2003	Morais .....	D2/960	D559,507 S *	1/2008	McClaskie .....	D2/952
D483,555 S	12/2003	Robinson, Jr. et al. ....	D2/954	D560,052 S *	1/2008	McClaskie .....	D2/952
D501,707 S	2/2005	Nakano .....	D2/959	D560,333 S *	1/2008	McClaskie .....	D2/952
D528,747 S *	9/2006	Issler .....	D2/916	D567,489 S *	4/2008	Kanata .....	D2/952
D530,063 S *	10/2006	Issler .....	D2/916	D568,034 S *	5/2008	Horton et al. ....	D2/952
D531,393 S *	11/2006	McClaskie .....	D2/952	D571,088 S *	6/2008	St-Louis et al. ....	D2/953
D531,787 S *	11/2006	McClaskie .....	D2/952	D572,446 S *	7/2008	Schoenborn et al. ....	D2/953

\* cited by examiner-

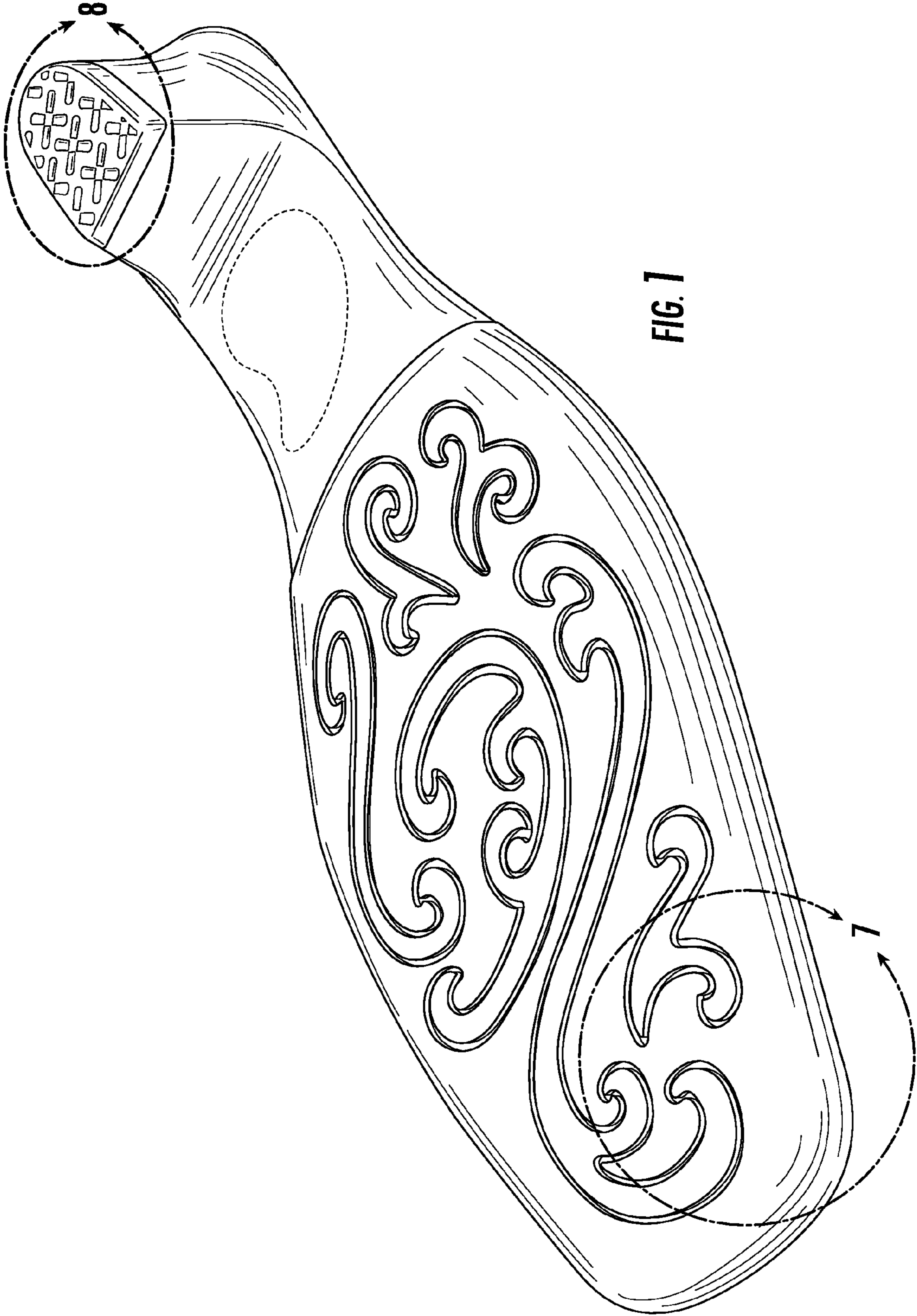


FIG. 1

8

7



FIG. 2

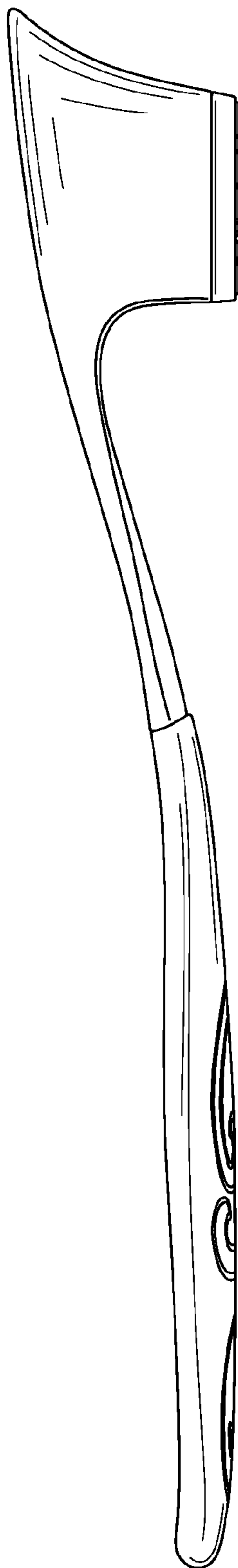




FIG. 3



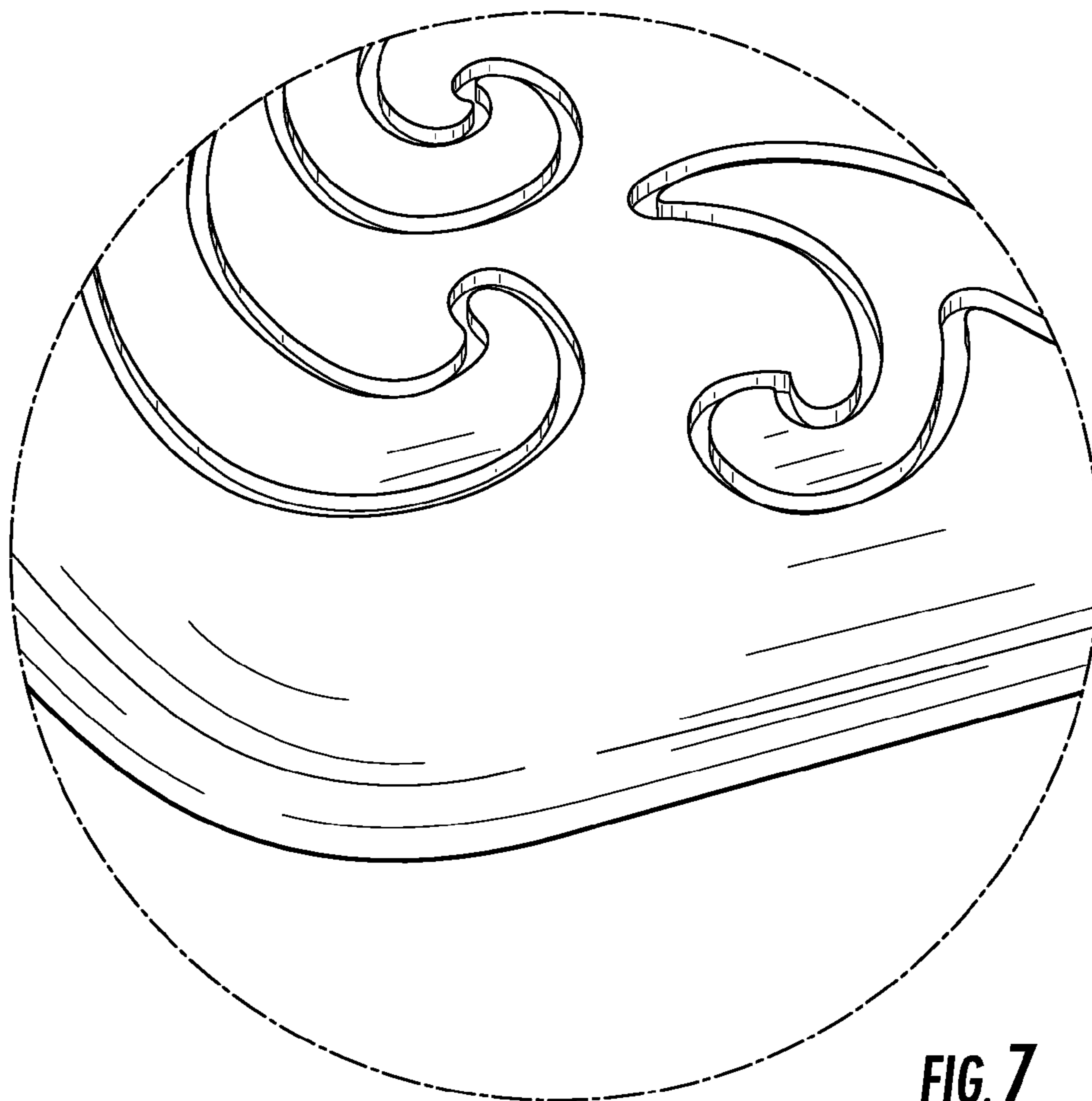
FIG. 4



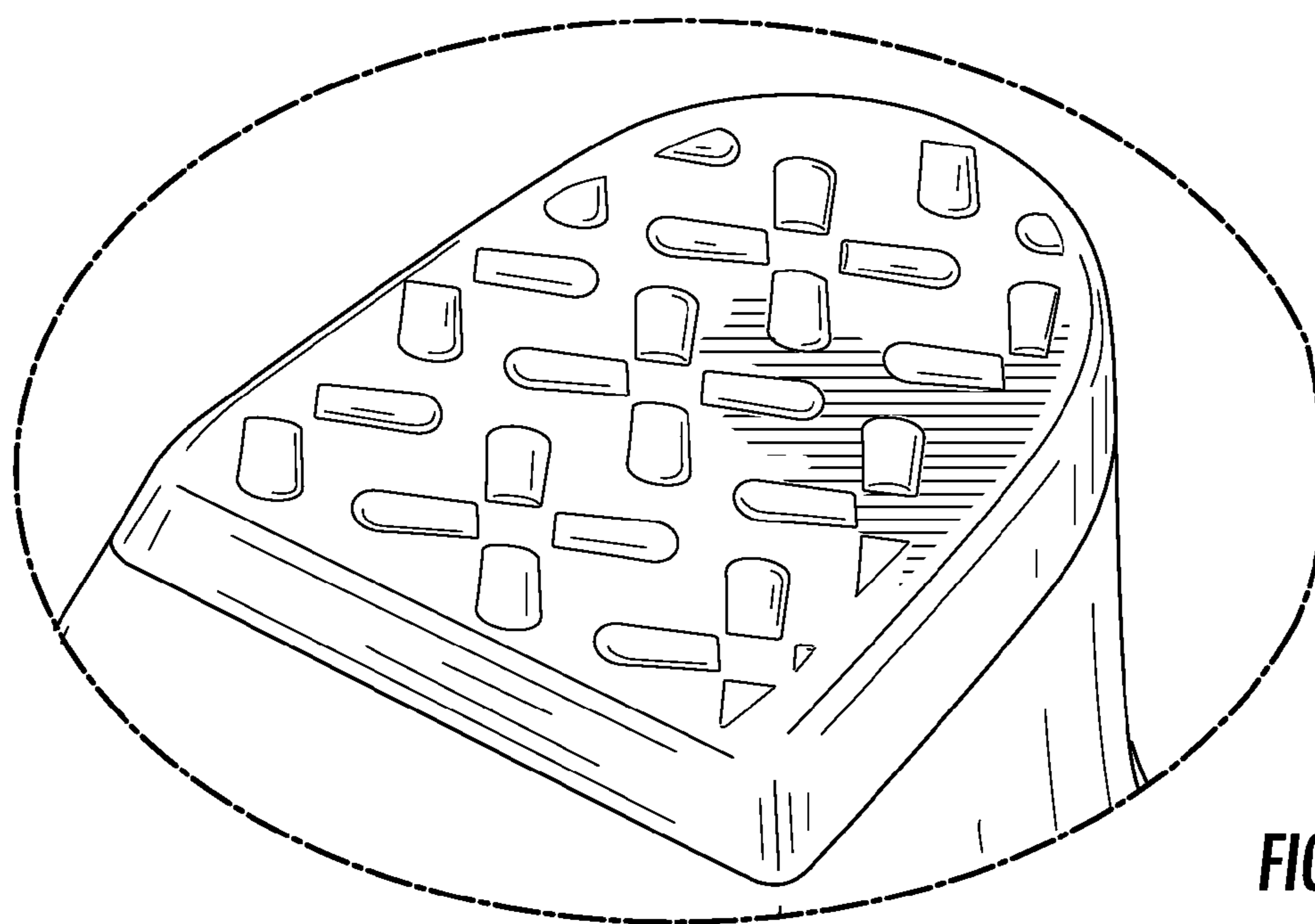
**FIG. 5**



**FIG. 6**



**FIG. 7**



**FIG. 8**