



US00D583115S

(12) **United States Design Patent**
Lam

(10) **Patent No.:** **US D583,115 S**
(45) **Date of Patent:** **** Dec. 16, 2008**

(54) **CYCLONIC WATER VACUUM CLEANER**

(75) Inventor: **Hoi Tak Raymond Lam**, Kowloon (CN)

(73) Assignee: **South Asia International (HK) Limited**, Kowloon, Hong Kong (CN)

(**) Term: **14 Years**

(21) Appl. No.: **29/288,422**

(22) Filed: **Jun. 11, 2007**

(51) **LOC (8) Cl.** **15-05**

(52) **U.S. Cl.** **D32/21**

(58) **Field of Classification Search** D32/21-24,
D32/31, 34, 16; 15/320-321, 323, 327.1-327.7,
15/329, 335, 340.2, 351, 353, 361, 410-412;
55/DIG. 3, 345, 337, 459.1

See application file for complete search history.

(56) **References Cited**

U.S. PATENT DOCUMENTS

D324,930 S * 3/1992 Pino D32/23
D338,294 S * 8/1993 Kohler D32/23
D344,376 S * 2/1994 Worwag D32/23

D362,522 S * 9/1995 Kohler D32/23
D568,009 S * 4/2008 Lam D32/21
D568,011 S * 4/2008 Lee D32/23

* cited by examiner

Primary Examiner—Ruth McInroy

(74) *Attorney, Agent, or Firm*—Alix, Yale & Ristas, LLP

(57) **CLAIM**

The ornamental design for a cyclonic water vacuum cleaner, as shown and described.

DESCRIPTION

FIG. 1 is a perspective view of the cyclonic water vacuum cleaner showing my new design;

FIG. 2 is a front view thereof;

FIG. 3 is a rear view thereof;

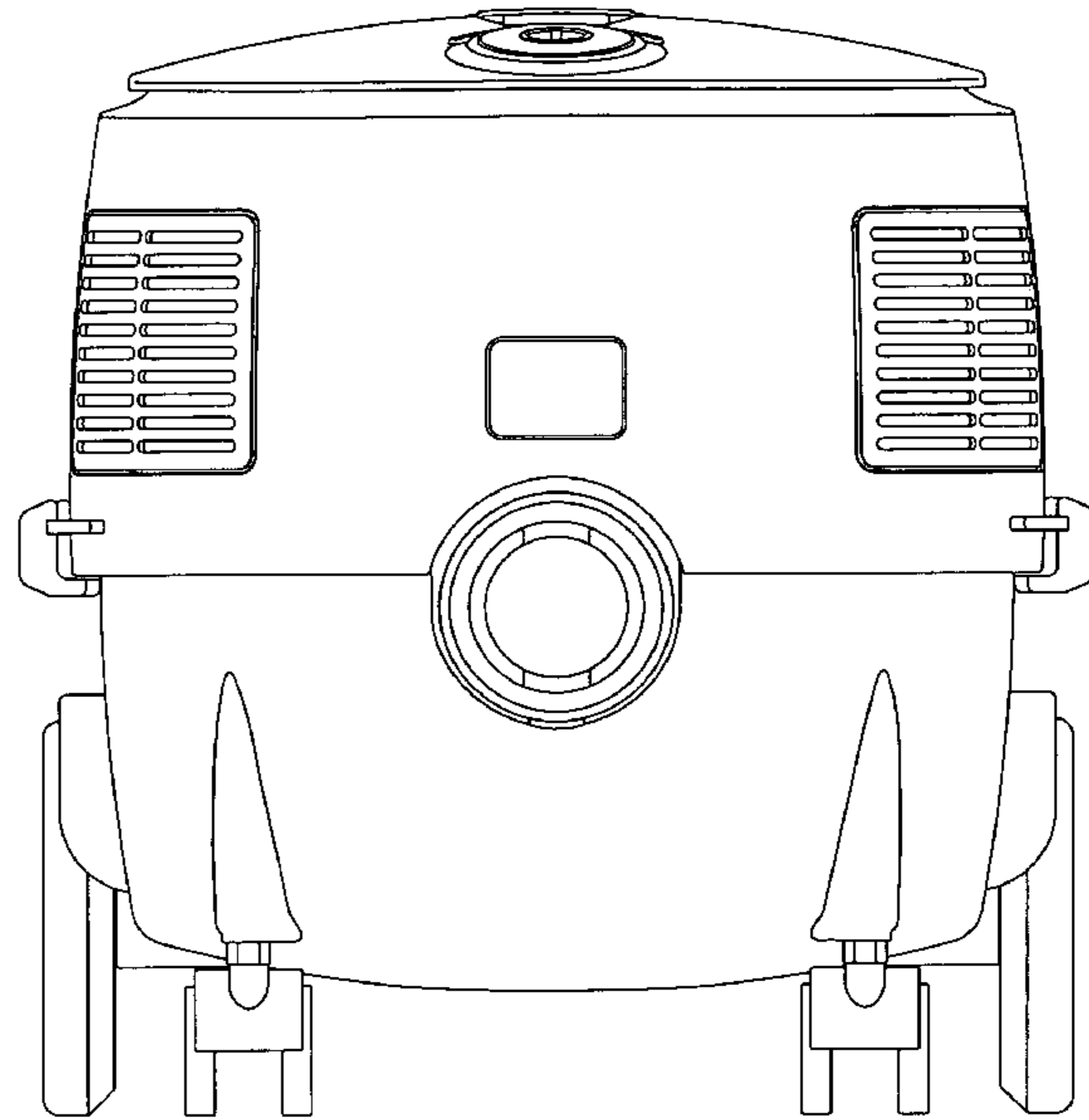

FIG. 4 is a left side view thereof;

FIG. 5 is a right side view thereof;

FIG. 6 is a top plan view thereof; and,

FIG. 7 is a bottom plan view thereof.

1 Claim, 7 Drawing Sheets






Figure 1




Figure 2

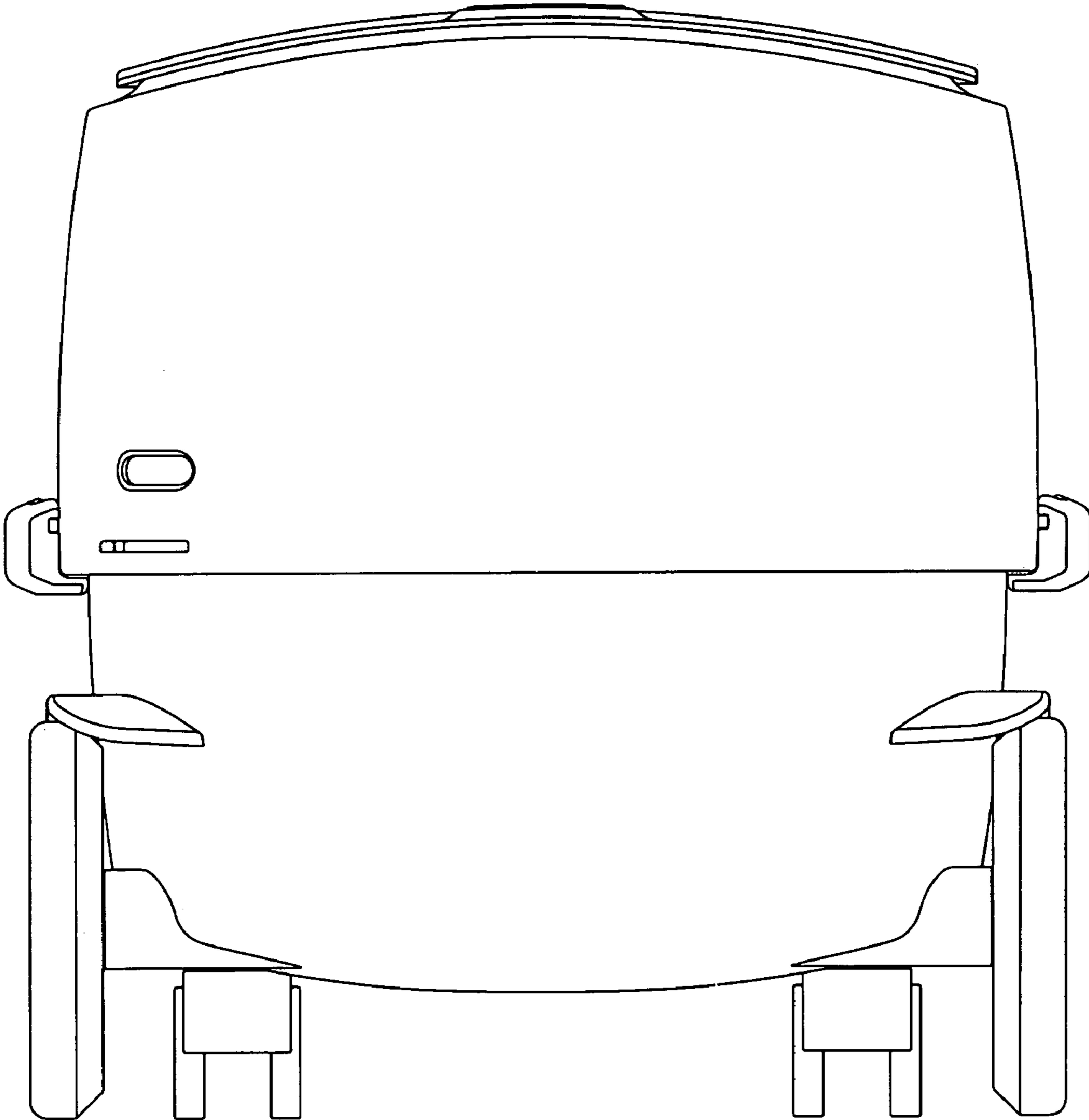


Figure 3




Figure 4




Figure 5

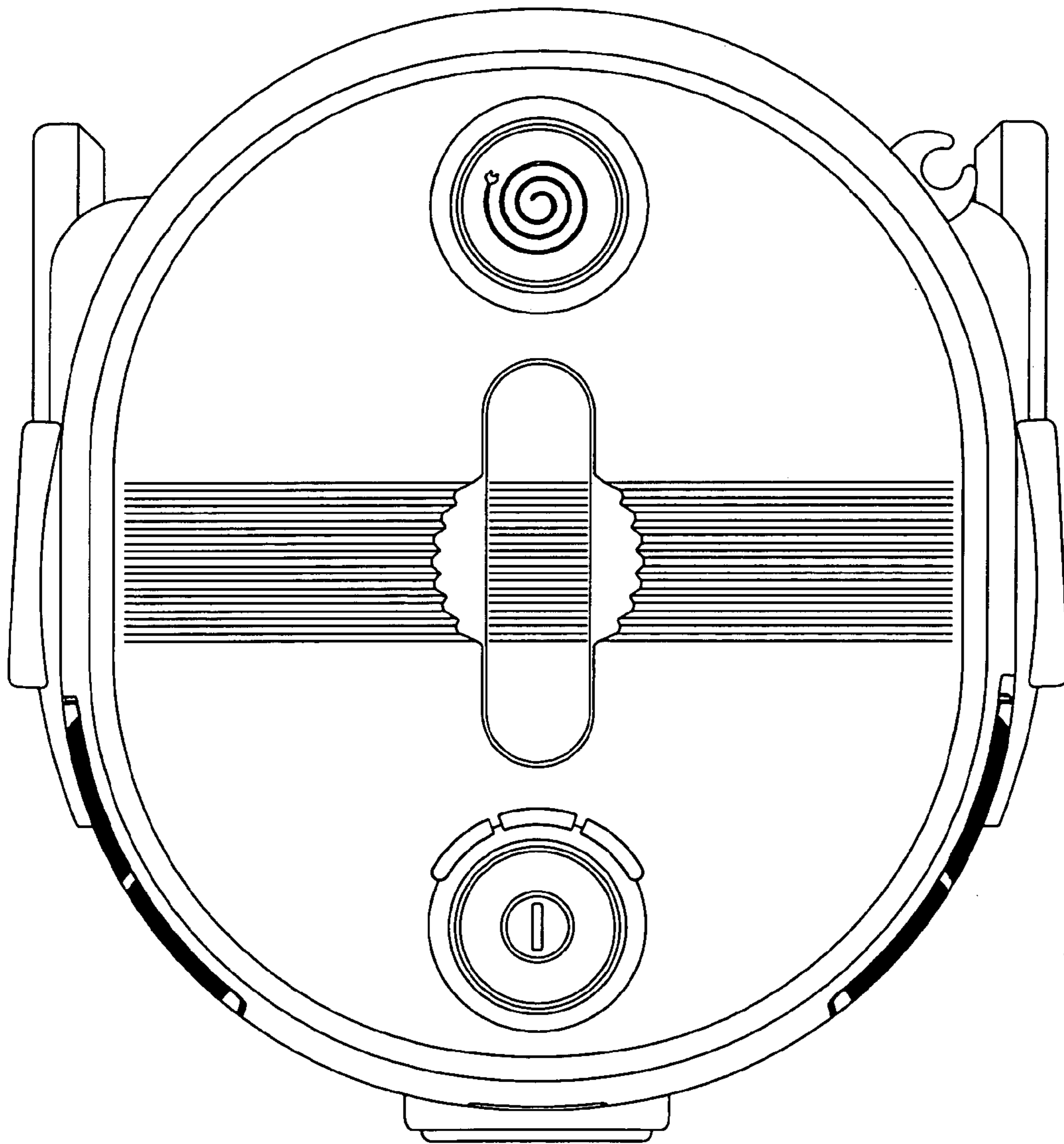


Figure 6

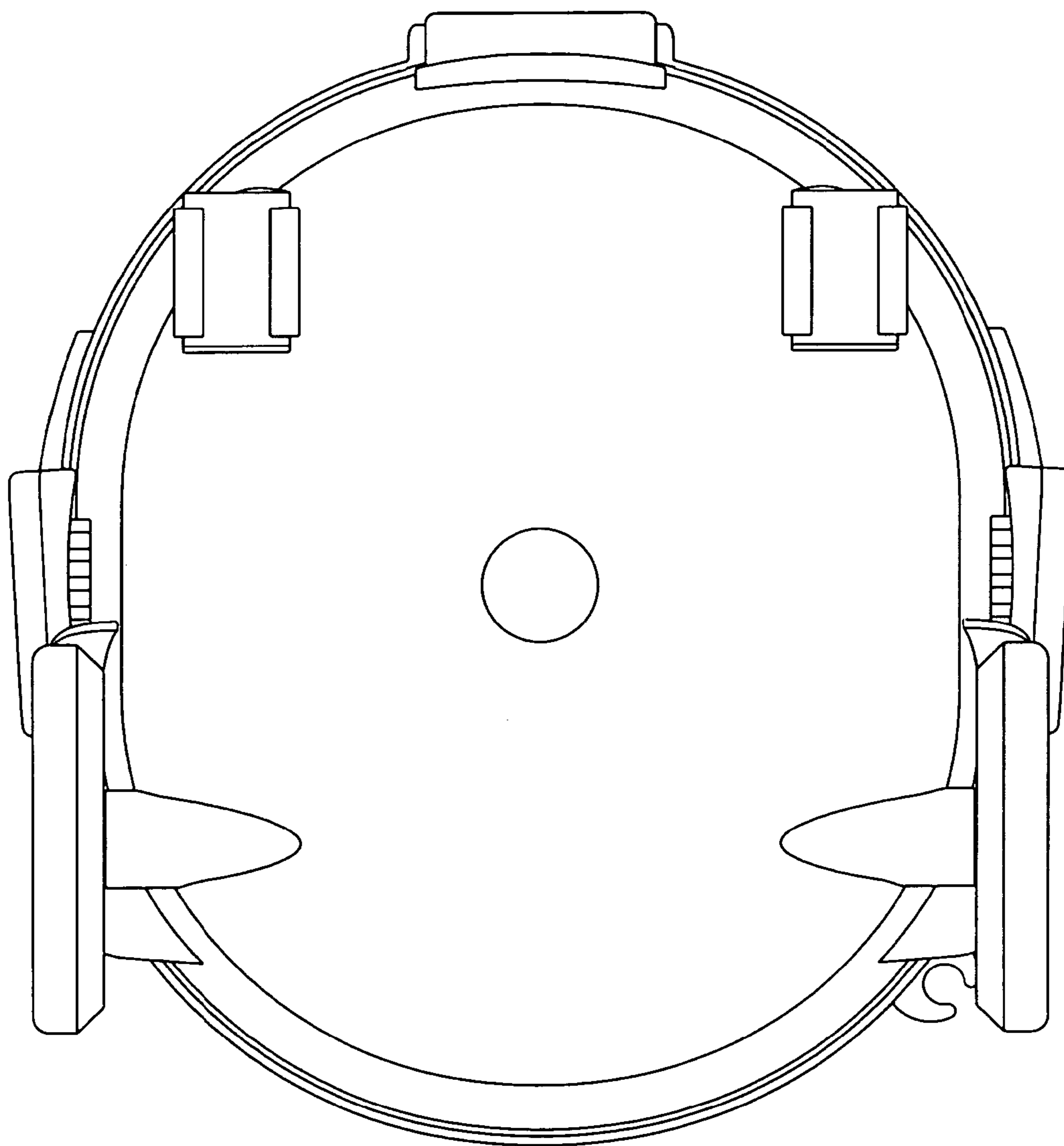


Figure 7