



US00D583103S

(12) **United States Design Patent**
Holden

(10) **Patent No.:** **US D583,103 S**
(45) **Date of Patent:** **** Dec. 16, 2008**

(54) **HAND COVER**

(76) Inventor: **Perriann M. Holden**, 3201 N.
Williamson Valley, Prescott, AZ (US)
56305

(**) Term: **14 Years**

(21) Appl. No.: **29/317,092**

(22) Filed: **Apr. 22, 2008**

3,237,950 A *	3/1966	Harvey	473/205
5,603,679 A *	2/1997	Reis	2/20
D379,680 S *	6/1997	Fabry	D29/123
6,223,353 B1 *	5/2001	Lardieri, Jr.	2/161.1
6,322,479 B1 *	11/2001	Pharaoh	482/44
6,457,181 B1 *	10/2002	Grundy	2/161.1
6,457,182 B1 *	10/2002	Szczesuil et al.	2/161.6
6,760,924 B2 *	7/2004	Hatch et al.	2/161.5
7,007,308 B1 *	3/2006	Howland et al.	2/161.6
D569,048 S *	5/2008	Sama	D29/118

Related U.S. Application Data

(60) Continuation-in-part of application No. 11/935,234, filed on Nov. 5, 2007, which is a division of application No. 10/454,236, filed on Jun. 3, 2003, which is a continuation of application No. 09/910,641, filed on Jul. 20, 2001, now abandoned.

(51) **LOC (8) Cl.** **02-06**

(52) **U.S. Cl.** **D29/113**

(58) **Field of Classification Search** D2/610,
D2/612, 614-623; D29/113, 116.2, 117.1-119,
D29/120.1, 123; 2/16, 159, 161.1-161.8,
2/162, 198, 170, 455, 908, 917; D24/190,
D24/206, 188, 189, 208; D28/63; D32/40,
D32/42, 43, 41; D21/807; D3/215, 224,
D3/226, 218; 224/219, 222, 267, 237; 40/586,
40/633; 15/104.94, 107, 227; D4/134; D20/33
See application file for complete search history.

(56) **References Cited**

U.S. PATENT DOCUMENTS

2,040,599 A * 5/1936 Davies 451/523

* cited by examiner

Primary Examiner—Raphael Barkai
Assistant Examiner—Randall H Gholson
(74) *Attorney, Agent, or Firm*—Jerry R. Potts

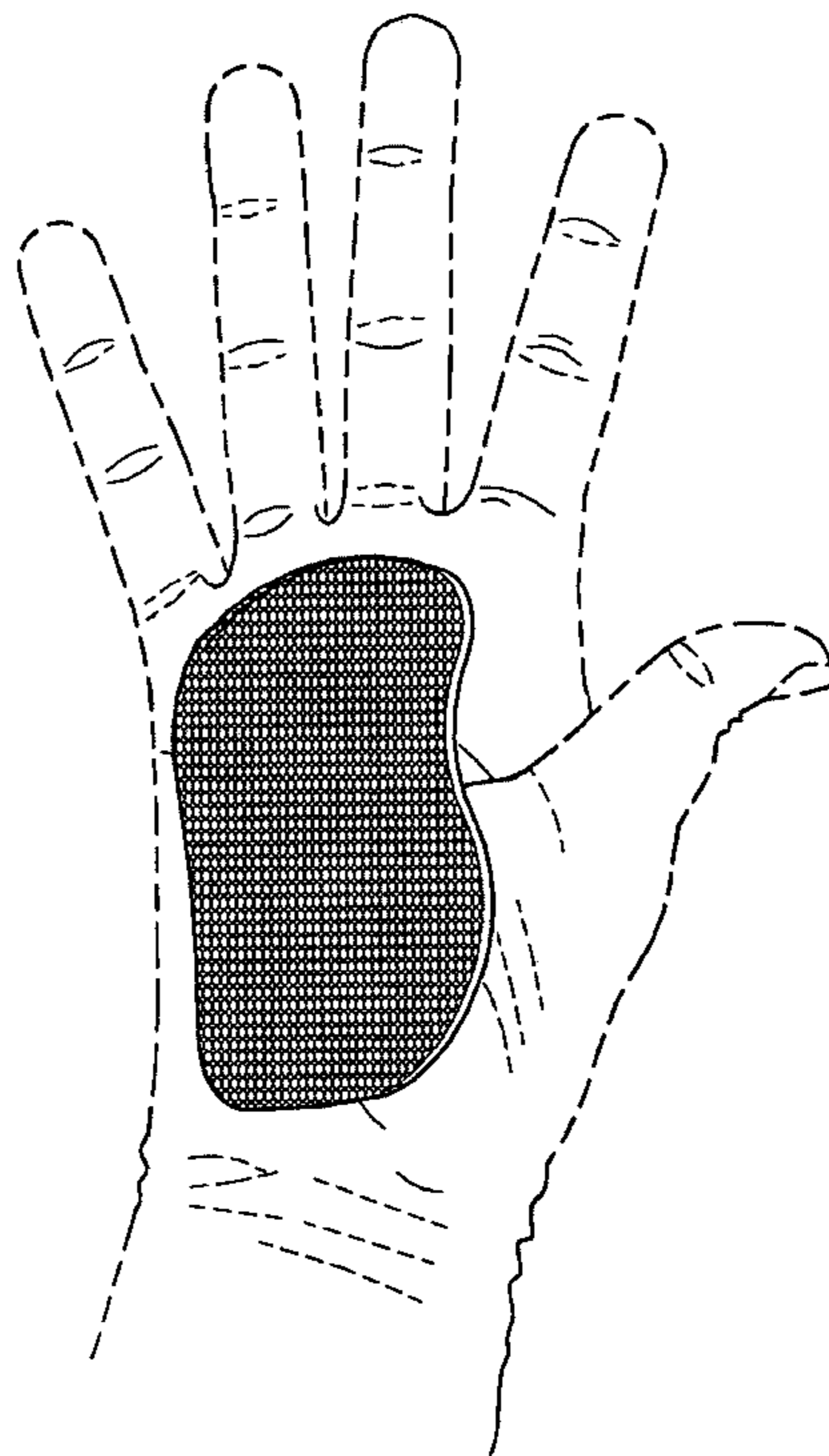
(57) **CLAIM**

The ornamental design for a hand cover, as shown.

DESCRIPTION

FIG. 1 is a right hand front perspective view of hand cover, showing the new design in use;
FIG. 2 is a left hand front perspective view of hand cover, showing the new design in use;
FIG. 3 is a left hand rear perspective view thereof;
FIG. 4 is a left side elevational view thereof;
FIG. 5 is a right side elevational view thereof; and,
FIG. 6 is a left hand front view thereof.

1 Claim, 3 Drawing Sheets



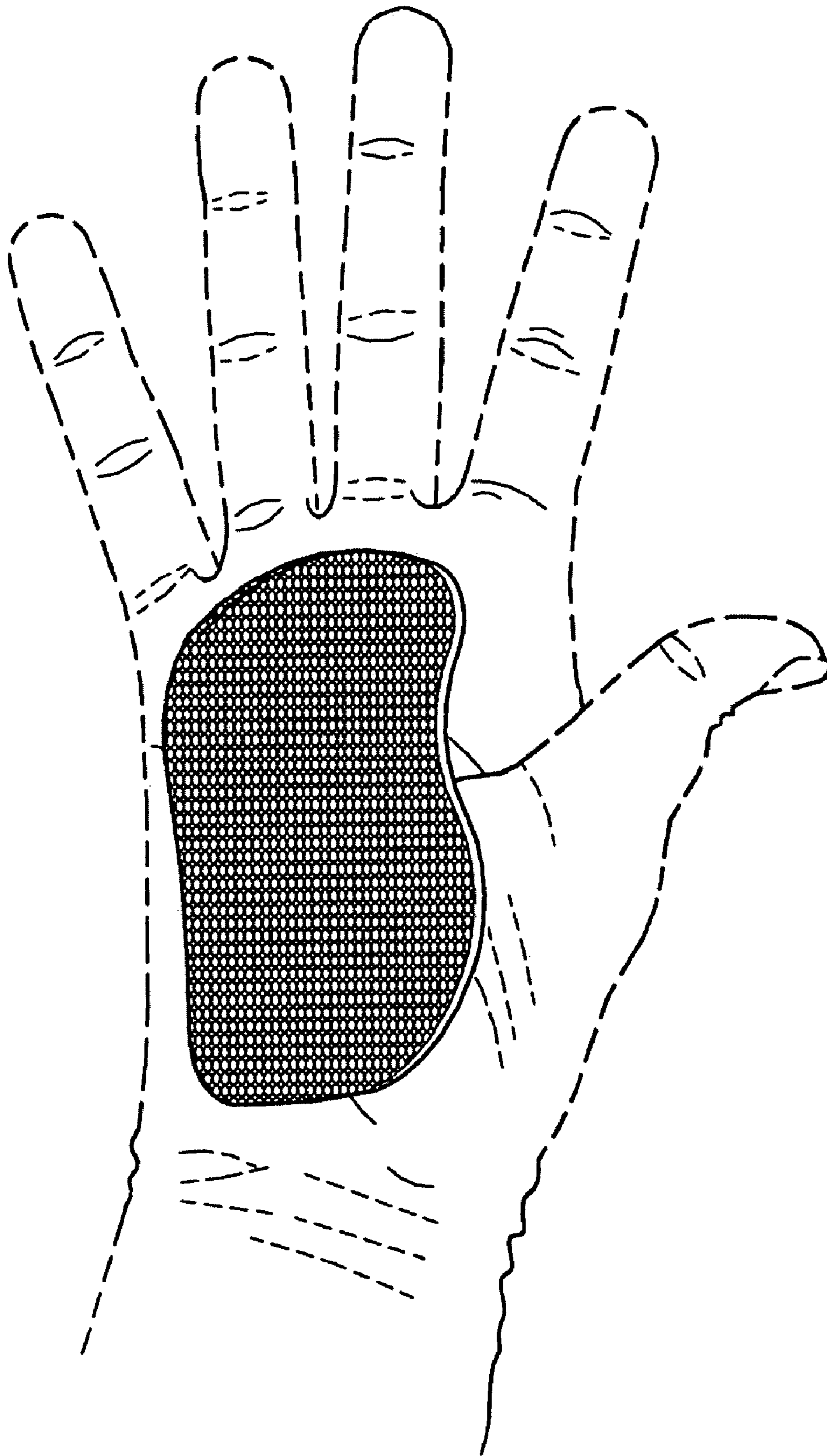


FIG. 1

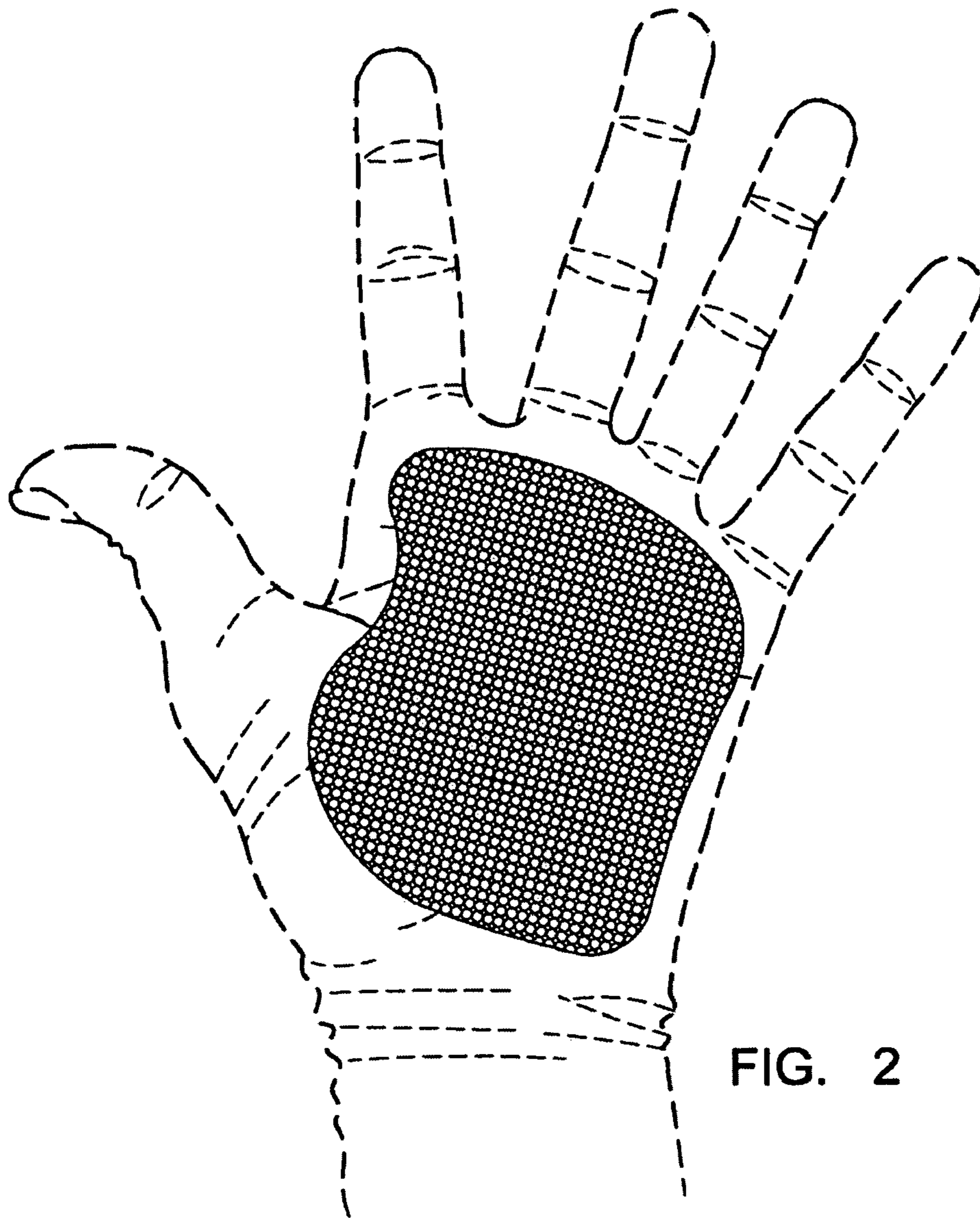


FIG. 2

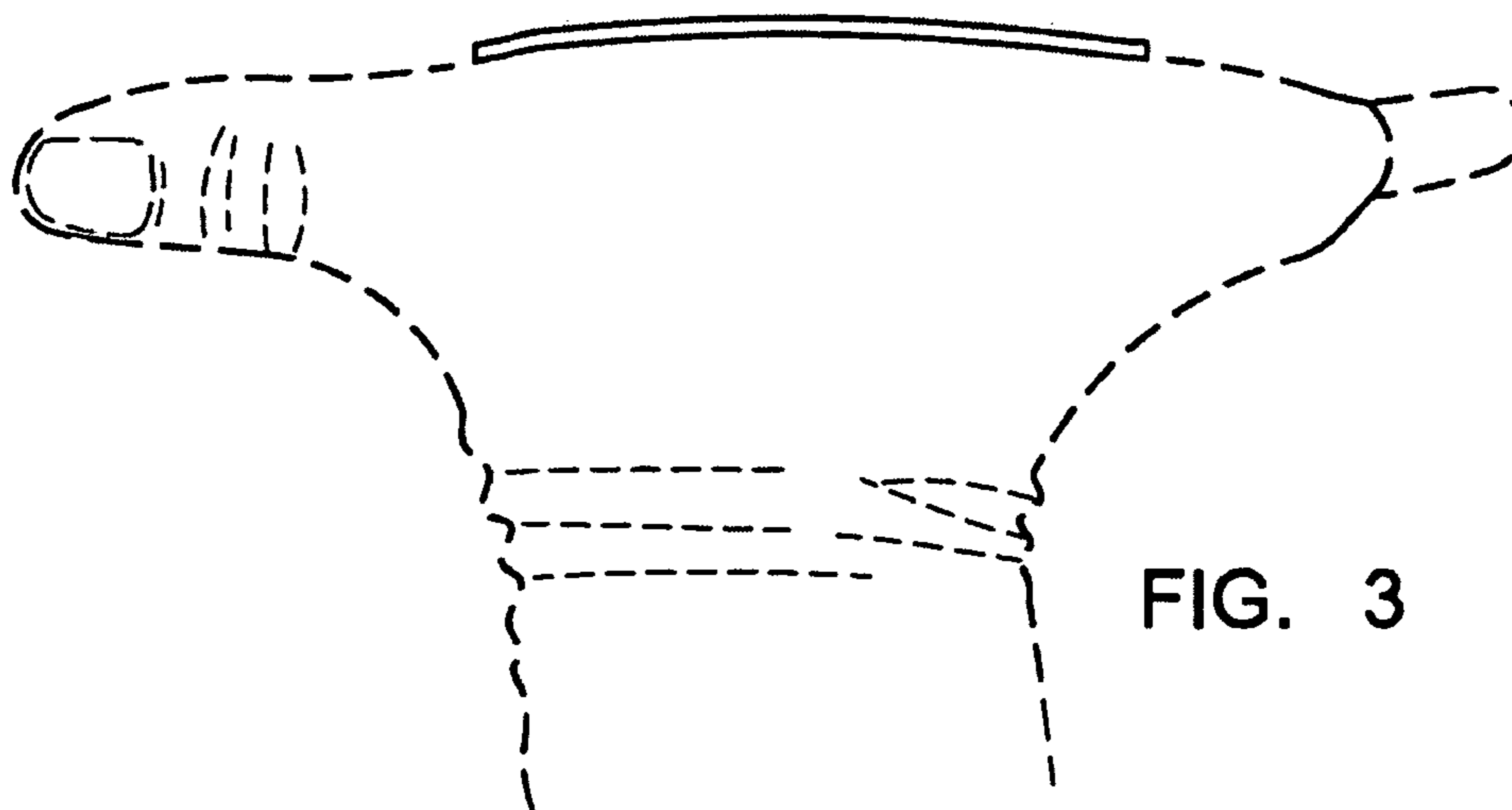


FIG. 3

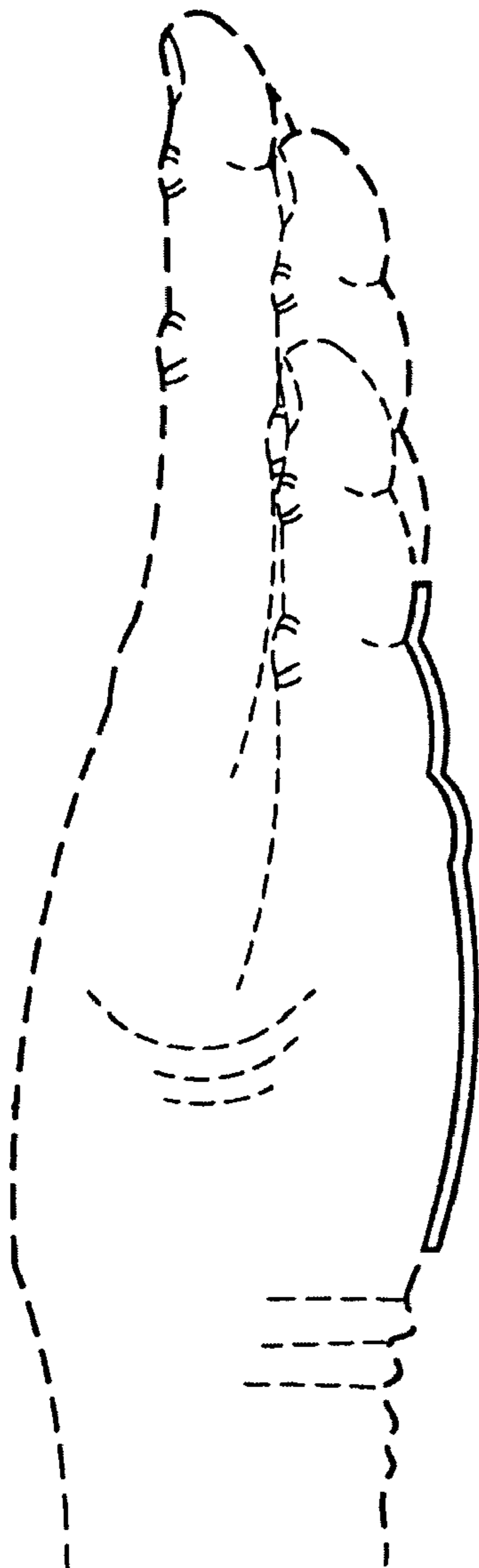


FIG. 4

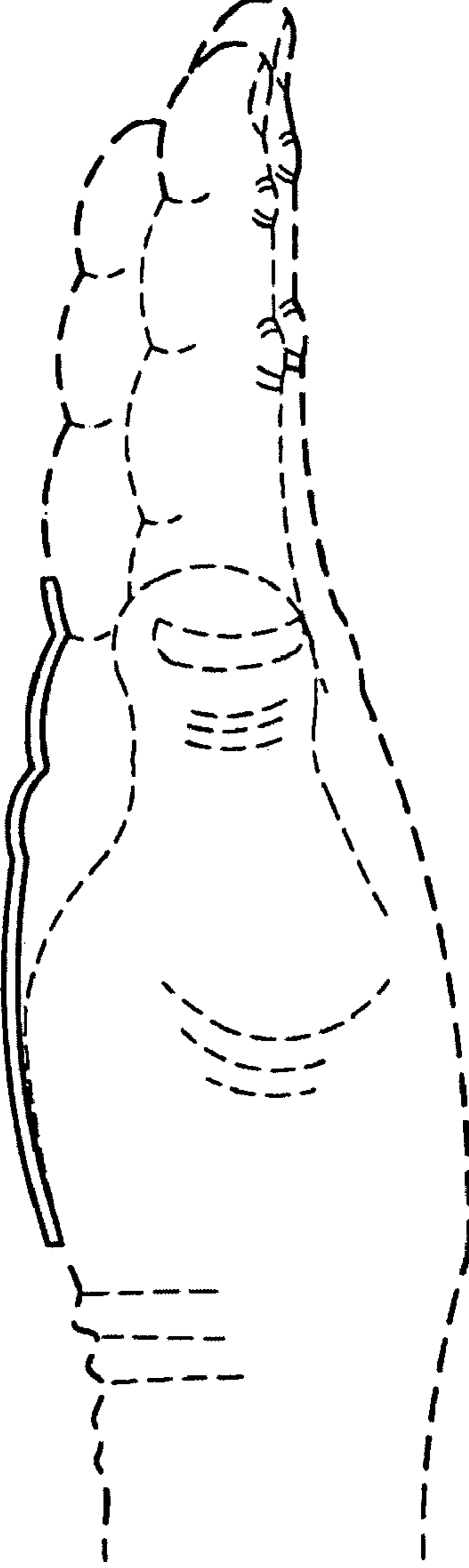


FIG. 5

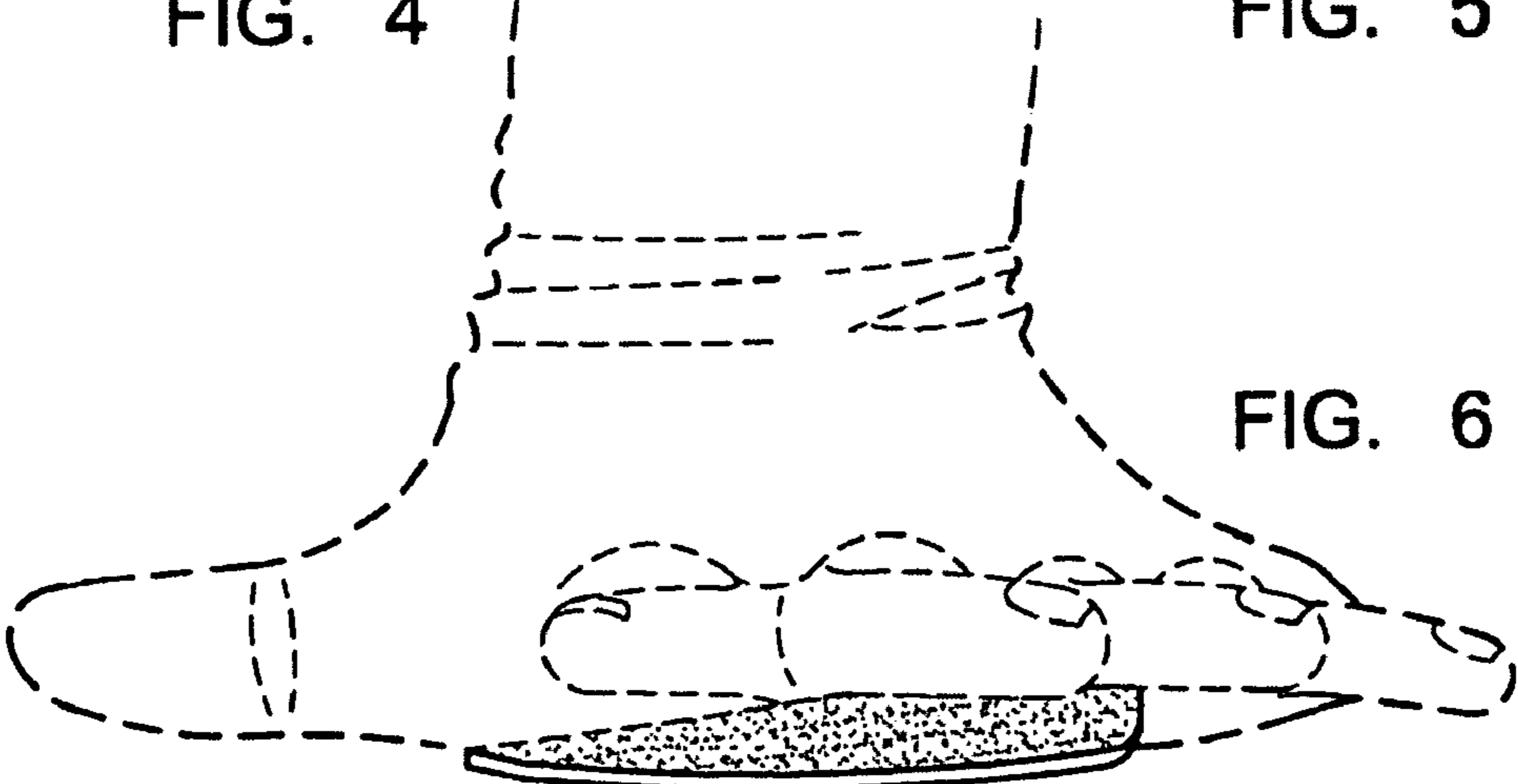


FIG. 6