



US00D583102S

(12) **United States Design Patent**  
**Summers et al.**

(10) **Patent No.:** **US D583,102 S**

(45) **Date of Patent:** **\*\* Dec. 16, 2008**

(54) **HELMET**

D530,044 S \* 10/2006 Kalthok ..... D29/107

(75) Inventors: **Justin Summers**, Rigby, ID (US);  
**Robert Keathley**, Rigby, ID (US); **Paul Webber**, Rigby, ID (US)

\* cited by examiner

*Primary Examiner*—Holly H Baynham  
(74) *Attorney, Agent, or Firm*—Zarian Midgley & Johnson PLLC

(73) Assignee: **Teton Outfitters**, Rigby, ID (US)

(\*\*) Term: **14 Years**

(57) **CLAIM**

(21) Appl. No.: **29/281,779**

We claim the ornamental design for a helmet, as shown and described.

(22) Filed: **Jun. 29, 2007**

**DESCRIPTION**

(51) **LOC (8) Cl.** ..... **09-03**

FIG. 1 is a top left perspective view of a helmet showing the new design;

(52) **U.S. Cl.** ..... **D29/106**

FIG. 2 is a right side elevational view thereof, the left side being a mirror image;

(58) **Field of Classification Search** ..... D29/102,  
D29/106-107; 2/410-412, 414, 416-418,  
2/423-425

FIG. 3 is a front end elevational view thereof;

See application file for complete search history.

FIG. 4 is a rear end elevational view thereof;

(56) **References Cited**

FIG. 5 is a top plan view thereof; and,


**U.S. PATENT DOCUMENTS**

FIG. 6 is a bottom plan view thereof.

D228,323	S	*	9/1973	MacCoon	.....	D29/107
5,619,755	A	*	4/1997	Casartelli	.....	2/424
D495,838	S	*	9/2004	Arai	.....	D29/107
6,928,662	B2	*	8/2005	Fournier	.....	2/424
D519,683	S	*	4/2006	Farrell et al.	.....	D29/107

The broken line showing of interior structure is included for the purpose of illustrating environment and forms no part of the claimed design.

**1 Claim, 6 Drawing Sheets**






FIG. 1

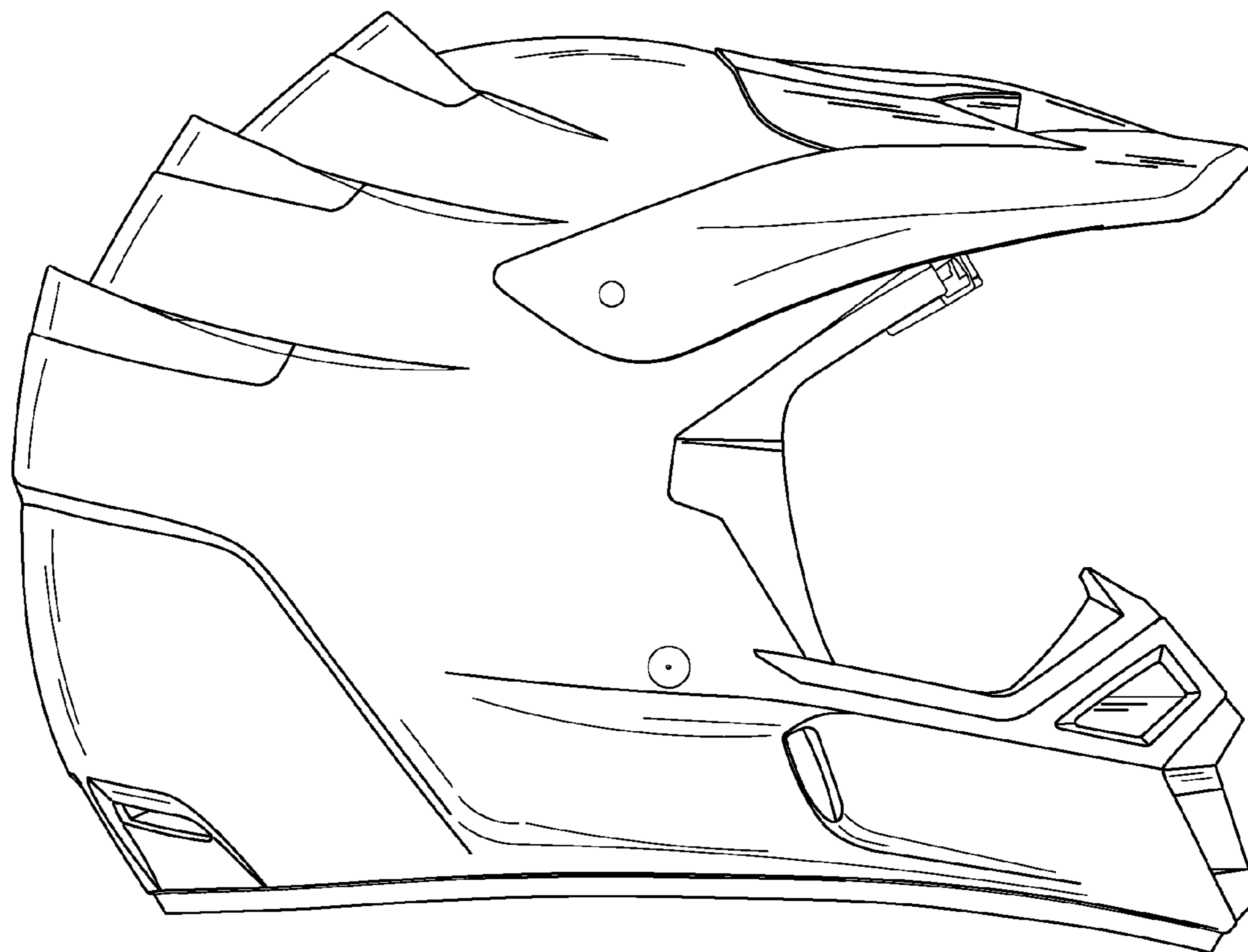


FIG. 2

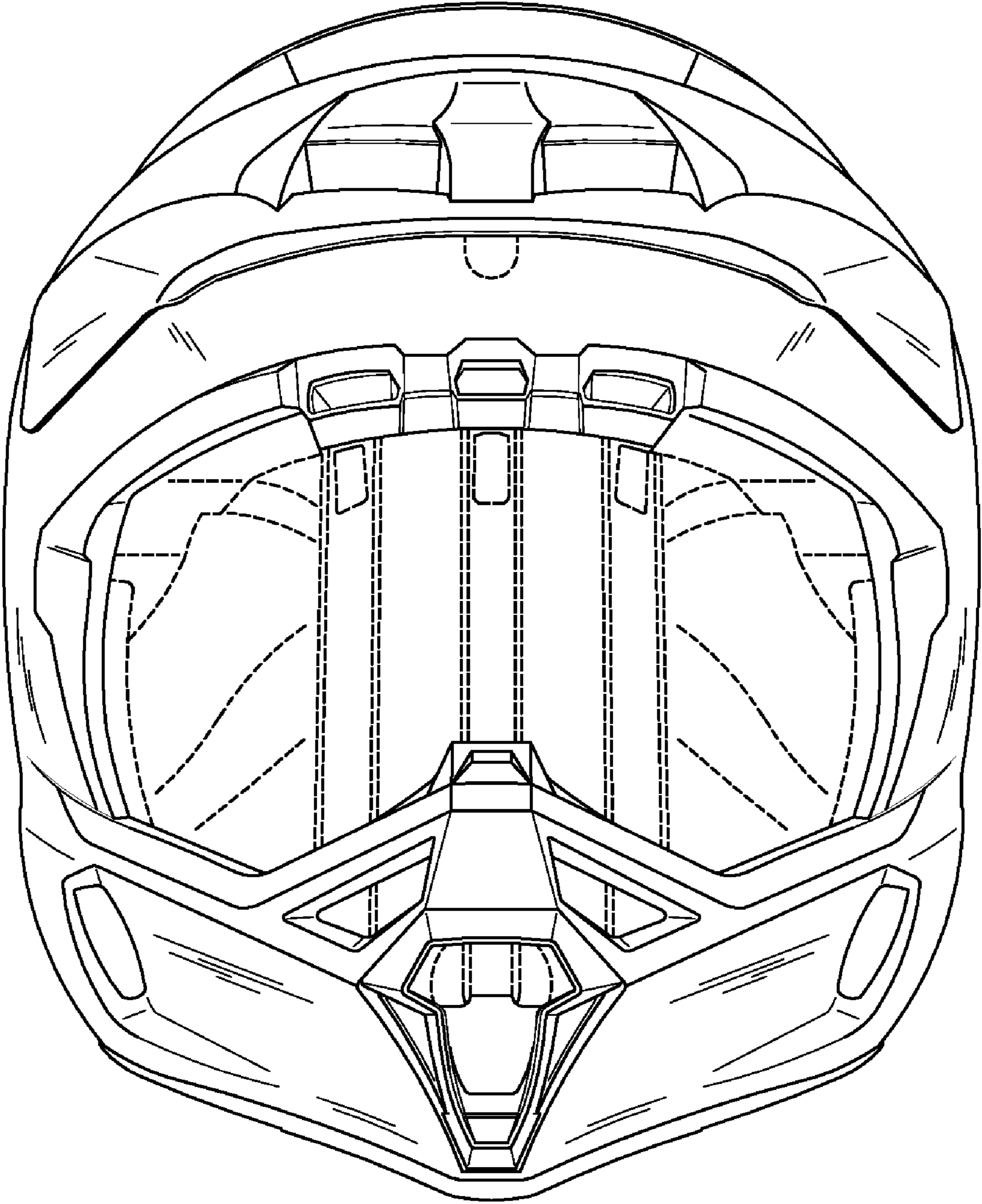


FIG. 3




FIG. 4

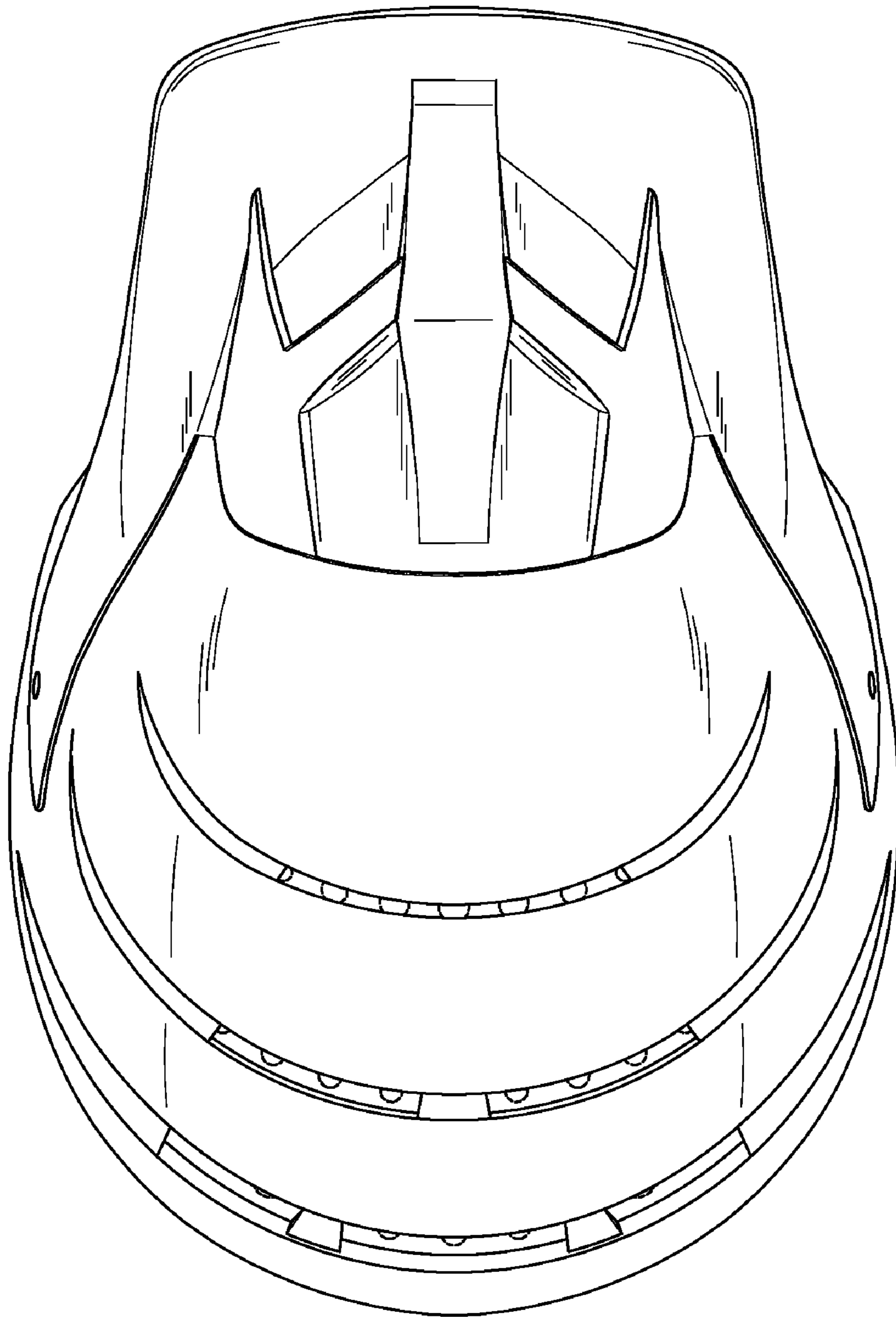


FIG. 5

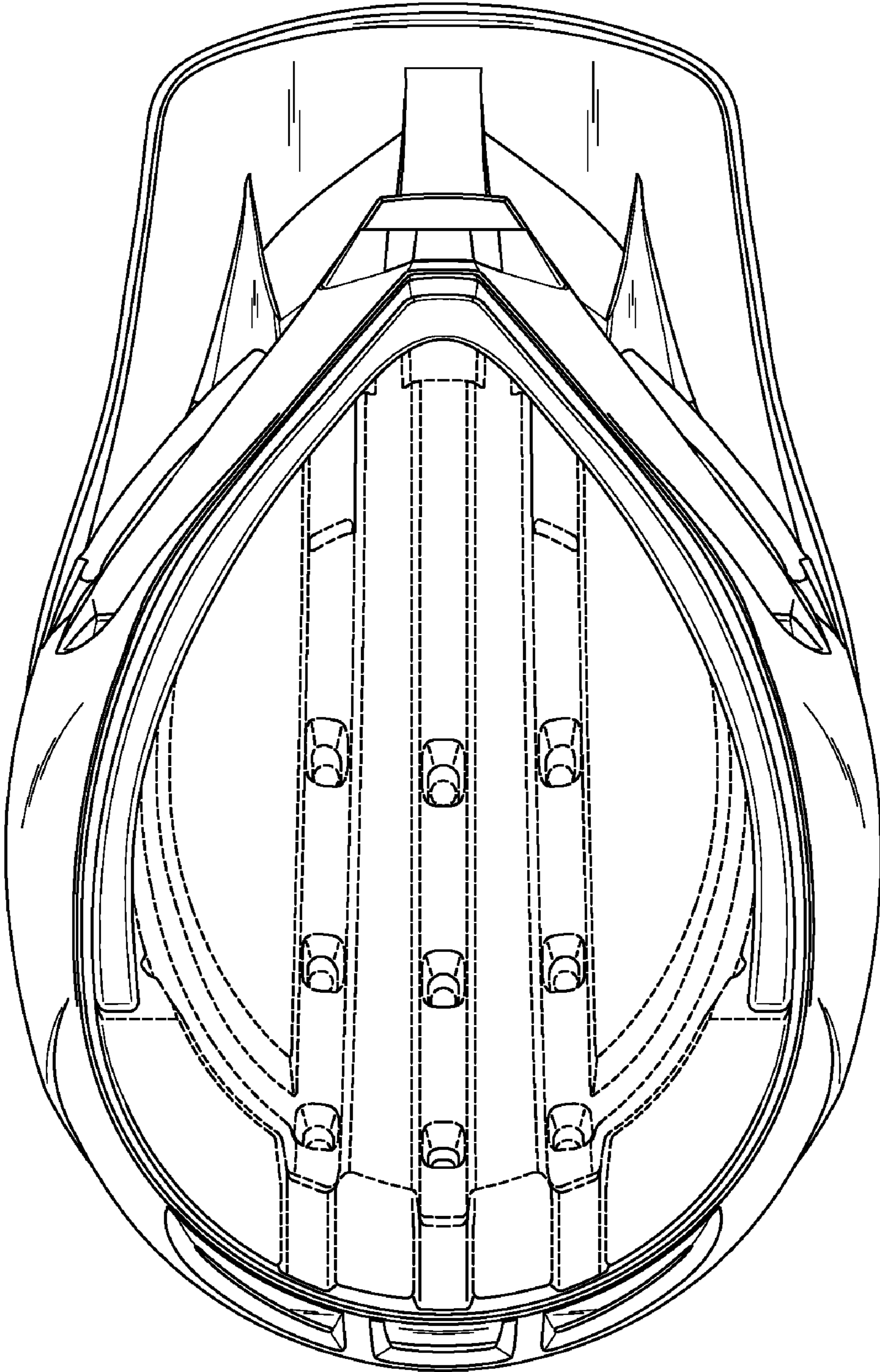


FIG. 6