



US00D583099S

(12) **United States Design Patent**  
**Lee**

(10) **Patent No.:** **US D583,099 S**  
(45) **Date of Patent:** **\*\* Dec. 16, 2008**

- (54) **NAIL CLIPPER HAVING A CAP**
- (75) Inventor: **Seung Kook Lee**, Seoul (KR)
- (73) Assignee: **Max Mate Limited**, Seoul (KR)
- (\*\*) Term: **14 Years**
- (21) Appl. No.: **29/306,190**
- (22) Filed: **Apr. 3, 2008**
- (30) **Foreign Application Priority Data**  
Oct. 24, 2007 (KR) ..... 30-2007-0044255
- (51) **LOC (8) Cl.** ..... **28-03**
- (52) **U.S. Cl.** ..... **D28/60**
- (58) **Field of Classification Search** ..... D28/60;  
132/75.5, 75.6, 76.2; 30/26-29, 186  
See application file for complete search history.

(56) **References Cited**

**U.S. PATENT DOCUMENTS**

- 3,299,505 A \* 1/1967 Pionek ..... 30/29
- D242,959 S \* 1/1977 Saito ..... D28/60
- 4,341,015 A \* 7/1982 Young ..... 30/28

- D307,195 S \* 4/1990 Suppes ..... D28/60
- D523,175 S \* 6/2006 Kriser ..... D28/60
- D561,395 S 2/2008 Lee
- D561,397 S 2/2008 Lee

\* cited by examiner

*Primary Examiner*—Jennifer Rivard  
(74) *Attorney, Agent, or Firm*—IPLA P.A.; James E. Bame

(57) **CLAIM**

The ornamental design for a nail clipper having a cap, as shown and described.

**DESCRIPTION**

FIG. 1 is a perspective view of my new design;  
 FIG. 2 is a front elevational view thereof, the rear elevational view being a mirror image;  
 FIG. 3 is a left side elevational view thereof;  
 FIG. 4 is a right side elevational view thereof;  
 FIG. 5 is a top plan view thereof; and,  
 FIG. 6 is a bottom plan view thereof.

**1 Claim, 3 Drawing Sheets**

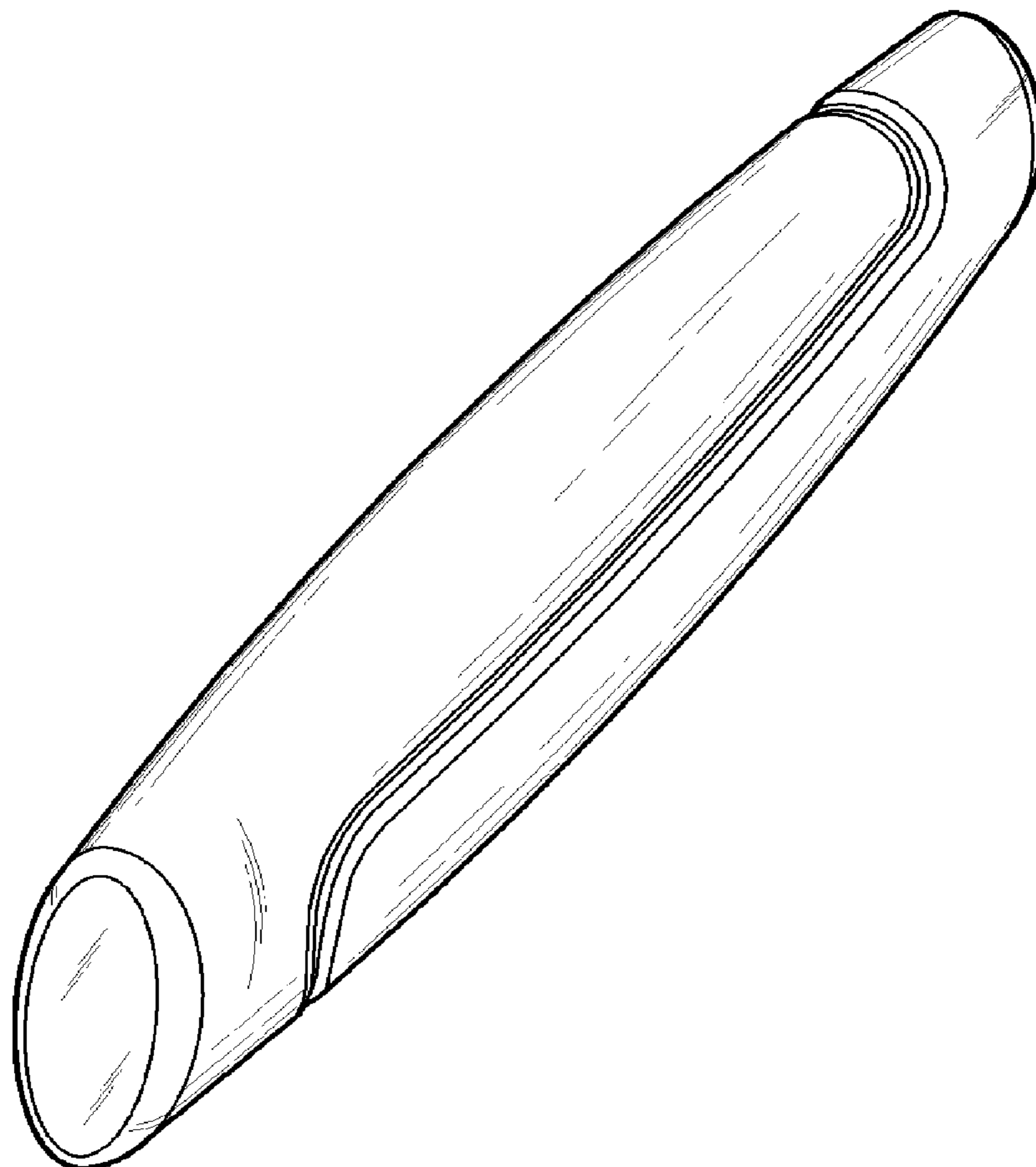


FIG. 1

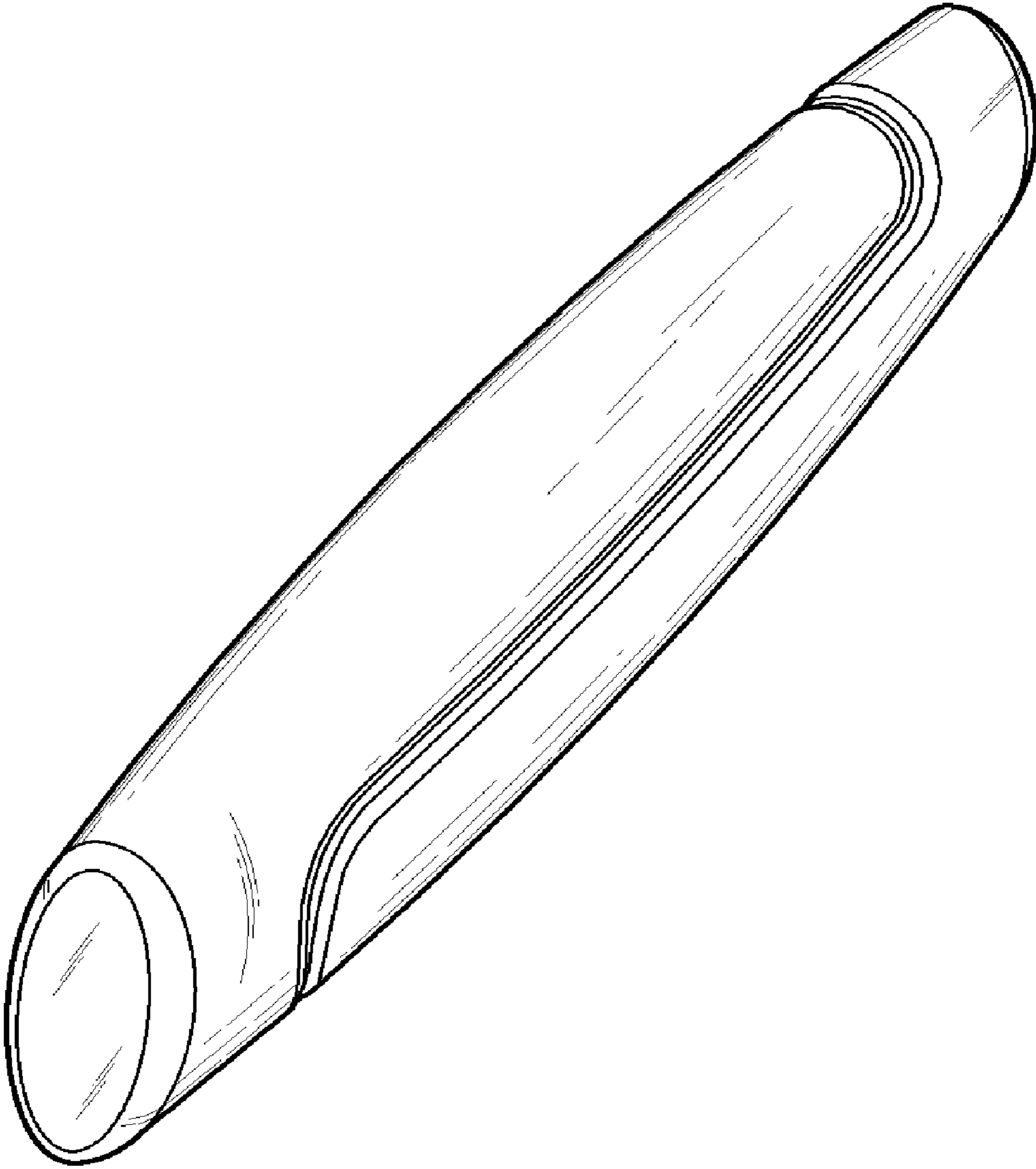


FIG. 2

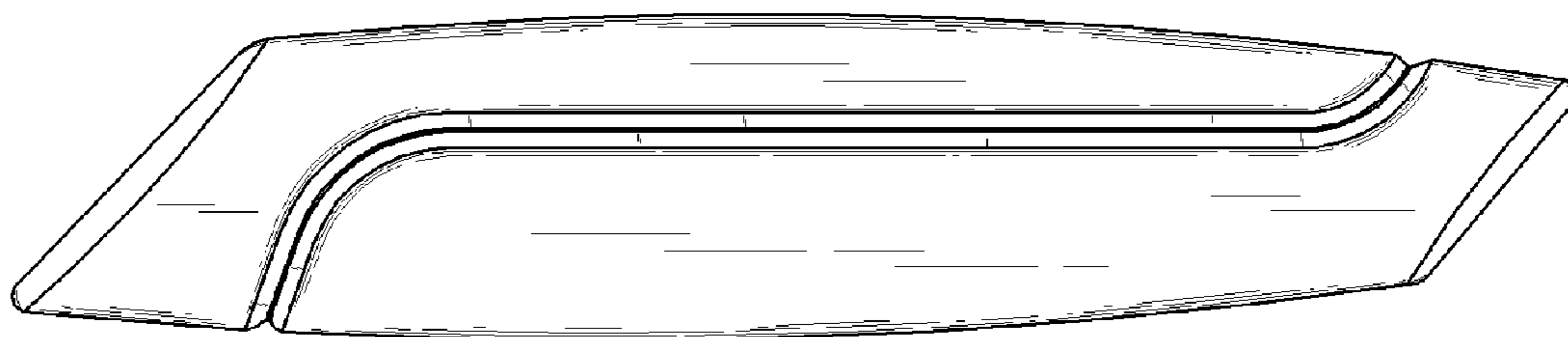


FIG. 3

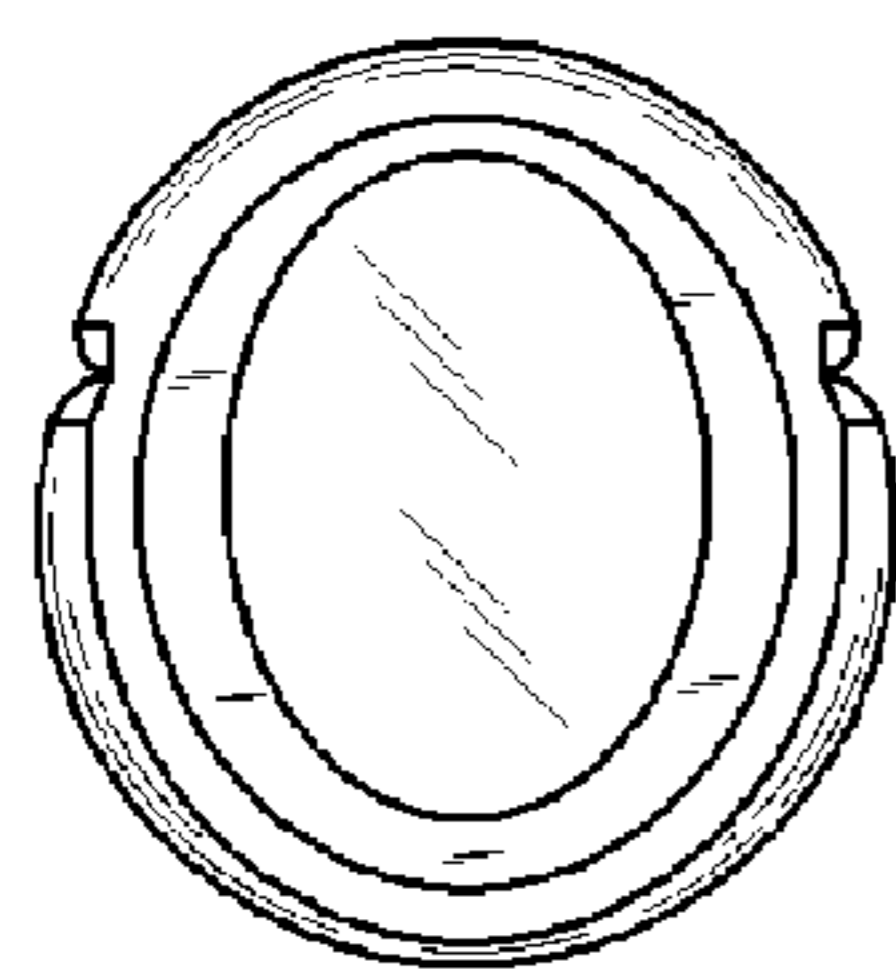


FIG. 4

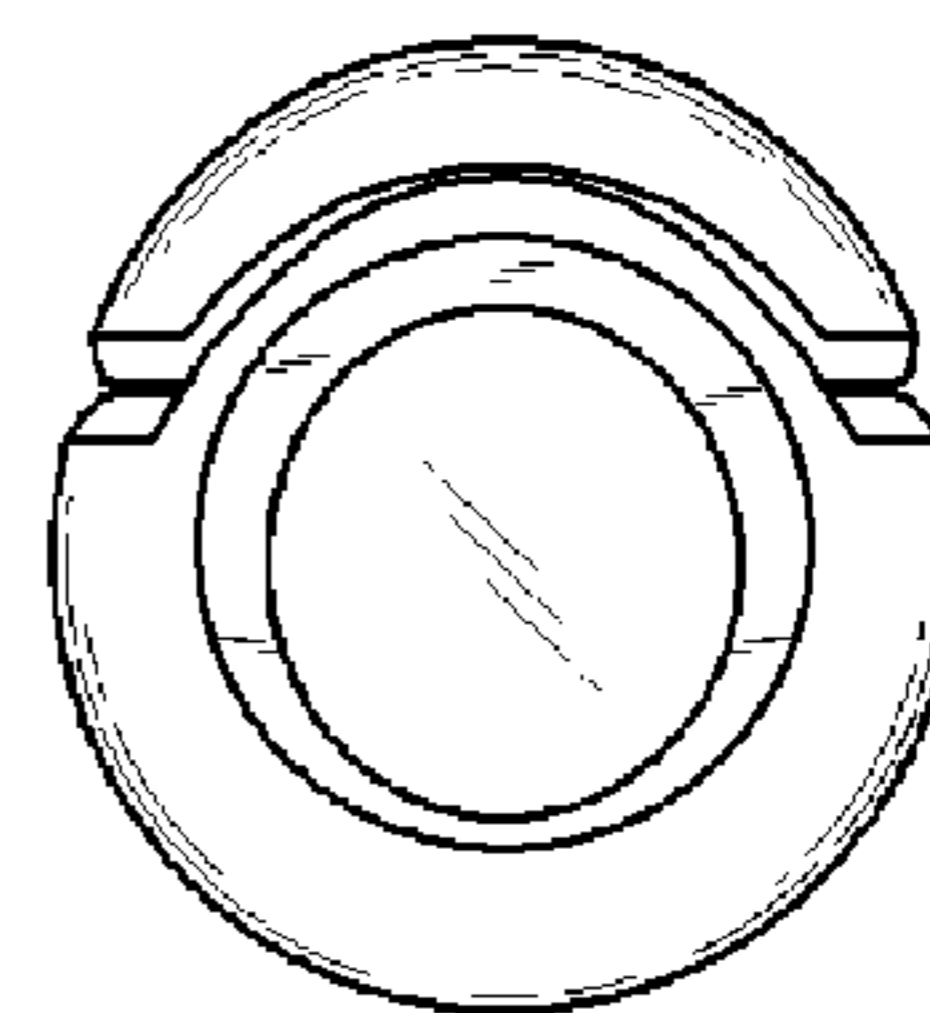


FIG. 5




FIG. 6

