



US00D583095S

(12) **United States Design Patent**  
**Plank**

(10) **Patent No.:** **US D583,095 S**

(45) **Date of Patent:** **\*\* Dec. 16, 2008**

(54) **TOBACCO TASTER**

2002/0069887 A1\* 6/2002 Un Mam ..... 131/330  
2008/0047570 A1\* 2/2008 Plank ..... 131/191

(76) Inventor: **Stephen R. Plank**, 7900 Clybourn Ave.,  
Sun Valley, CA (US) 91352

\* cited by examiner

(\*\*) Term: **14 Years**

*Primary Examiner*—Jennifer Rivard  
(74) *Attorney, Agent, or Firm*—Lewis Brisbois Bisgaard &  
Smith LLP; Sanford Astor

(21) Appl. No.: **29/306,143**

(22) Filed: **Apr. 3, 2008**

(57) **CLAIM**

**Related U.S. Application Data**

The ornamental design for a tobacco taster, as shown and described.

(62) Division of application No. 11/654,347, filed on Jan. 17, 2007.

**DESCRIPTION**

(51) **LOC (8) Cl.** ..... **27-01**

The article embodying the design is intended to be used as a device for the one-time tasting of tobacco.

(52) **U.S. Cl.** ..... **D27/101**; D27/183; D27/192

FIG. 1 is a perspective view of the tobacco taster of this invention;

(58) **Field of Classification Search** ..... D27/100–101,  
D27/172, 183, 192–194; 131/329, 330, 191,  
131/198.1–198.2, 70–75, 178

FIG. 2 is a bottom view of the tobacco taster;

See application file for complete search history.

FIG. 3 is a top view of the tobacco taster;

(56) **References Cited**

FIG. 4 is a front view of the tobacco taster, the back view being a mirror image thereof; and,

**U.S. PATENT DOCUMENTS**

FIG. 5 is a cross-sectional view of the tobacco taster taken on lines 5–5 of FIG. 3.

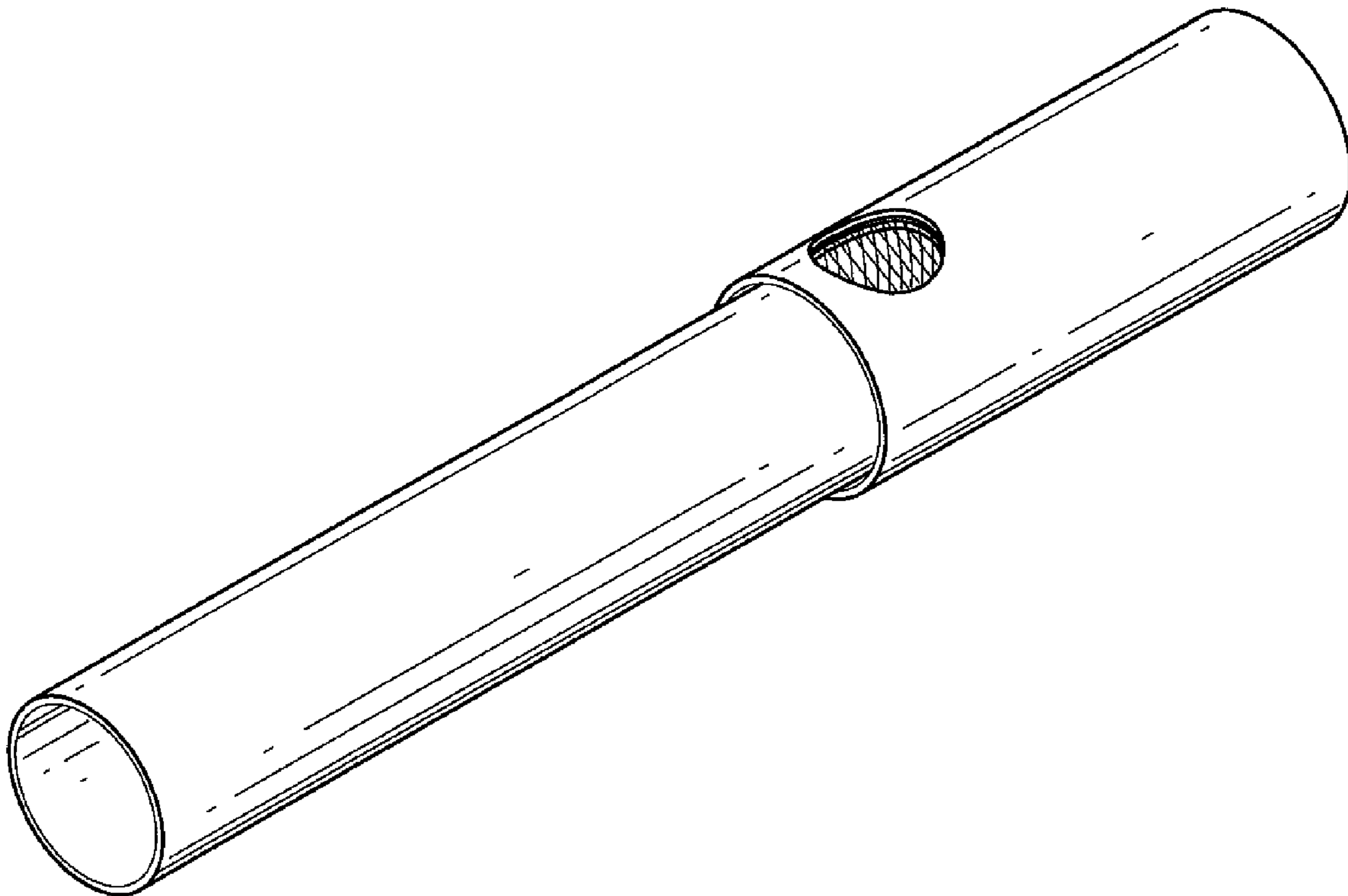
D264,256 S \* 5/1982 Benson ..... D27/194

4,887,617 A \* 12/1989 Ruppert et al. .... 131/70

D406,387 S \* 3/1999 Smithey et al. .... D27/189

6,532,965 B1 \* 3/2003 Abhulimen et al. .... 131/194

**1 Claim, 3 Drawing Sheets**



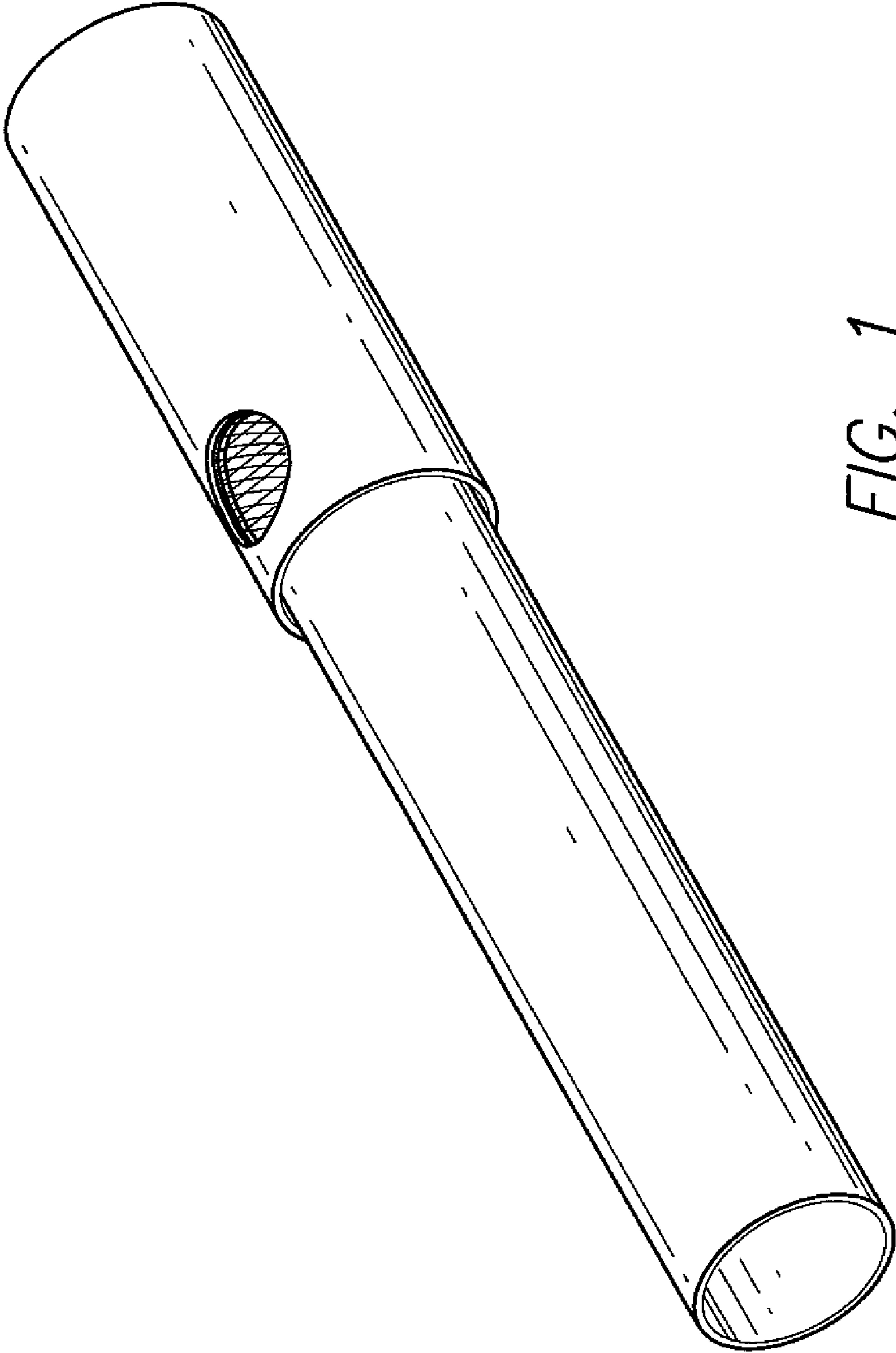


FIG. 1




FIG. 2

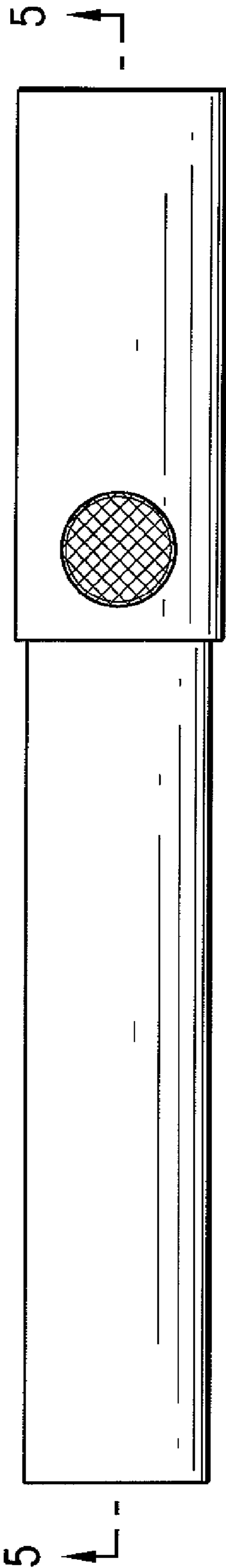


FIG. 3

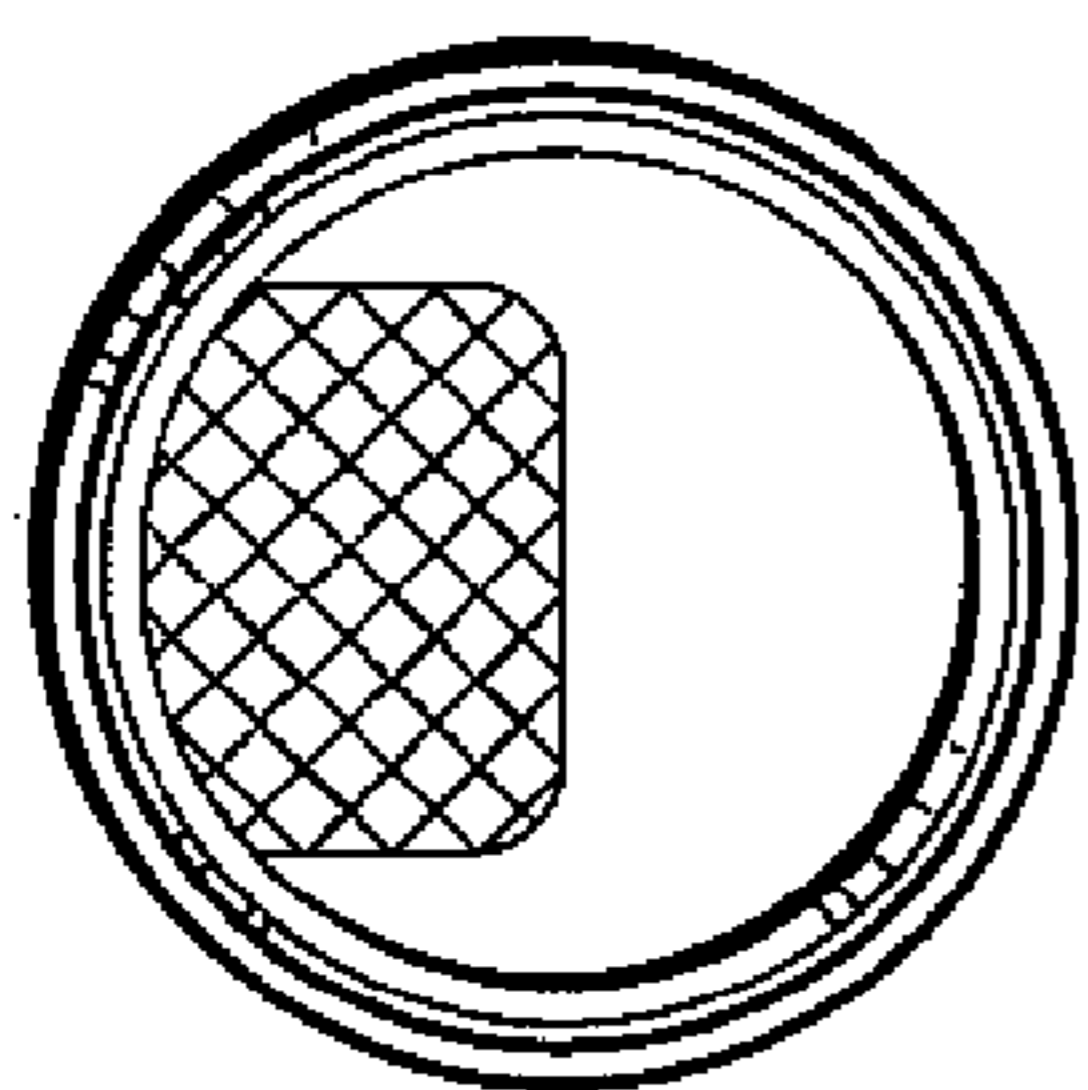


FIG. 4

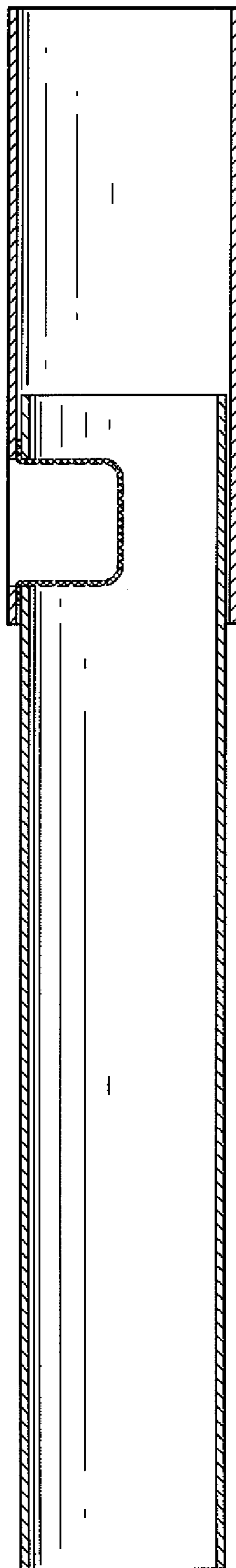


FIG. 5