



US00D583093S

(12) **United States Design Patent**
Tomich

(10) **Patent No.:** **US D583,093 S**
(45) **Date of Patent:** **** Dec. 16, 2008**

(54) **LAMP SHADE ACCESSORY**

(76) Inventor: **Toni Tomich**, 1073 13th St., #3, San Pedro, CA (US) 90731

(**) Term: **14 Years**

(21) Appl. No.: **29/288,923**

(22) Filed: **Jun. 28, 2007**

(51) **LOC (8) Cl.** **26-99**

(52) **U.S. Cl.** **D26/152**

(58) **Field of Classification Search** D26/145,
D26/155, 141, 144, 152, 118, 142, 128, 138,
D26/113, 120, 122, 140, 143, 147, 154, 63,
D26/65, 61; 362/147, 151, 241, 291, 296,
362/319, 341, 346, 351, 370, 371, 395, 405,
362/410, 432, 441

See application file for complete search history.

(56) **References Cited**

U.S. PATENT DOCUMENTS

D16,350 S *	10/1885	Jenkins	D26/154
D16,355 S *	10/1885	Noe	D26/154
D16,550 S *	2/1886	Schneider	D26/154
1,585,379 A	5/1926	Dixon		
1,597,981 A *	8/1926	Kaz	362/357
1,910,941 A *	5/1933	Ewald	181/141
D92,545 S *	6/1934	Moss	D26/136
4,079,241 A	3/1978	Marchio		
5,311,415 A	5/1994	Hyland		
5,567,046 A *	10/1996	Lucas	362/405

5,906,430 A *	5/1999	Bayer	362/404
6,079,855 A *	6/2000	Azeredo et al.	362/356
D453,384 S *	2/2002	Chang	D26/25
D456,940 S *	5/2002	Yando	D26/130
D505,213 S	5/2005	Kumar		
D524,476 S *	7/2006	Schuyler et al.	D26/142
D543,132 S *	5/2007	Sexton et al.	D11/121

* cited by examiner

Primary Examiner—Freda S. Nunn

Assistant Examiner—Kevin K Rudzinski

(57) **CLAIM**

The ornamental design for a lamp shade accessory, as shown and described.

DESCRIPTION

FIG. 1 is a perspective view of a lamp shade accessory showing my new design attached to a base of an existing lamp shade;

FIG. 2 is top plan view thereof;

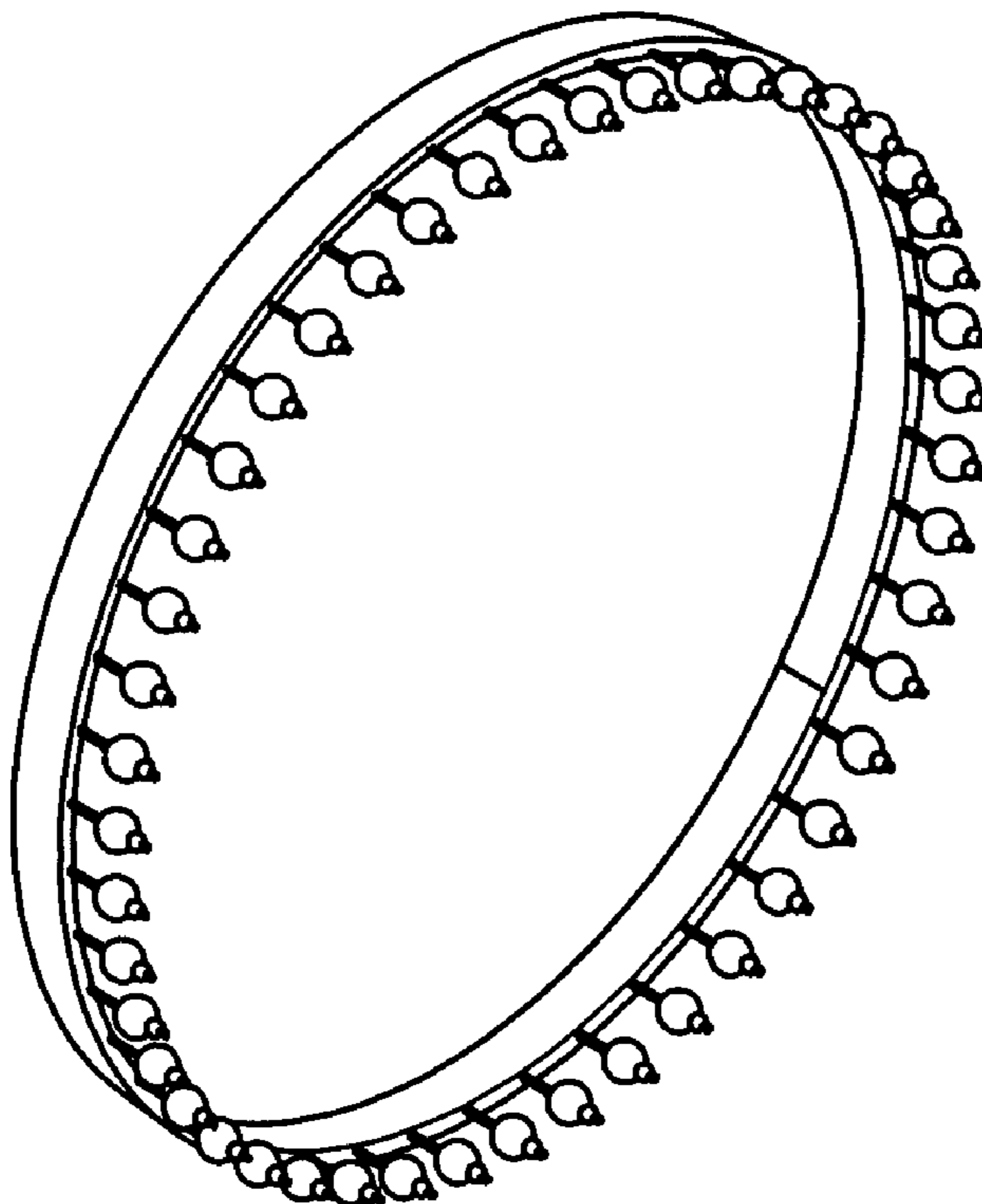
FIG. 3 is a side elevational view thereof;

FIG. 4 is a perspective view of the present invention adapted to an annular shape; and,

FIG. 5 is a perspective view of the present invention adapted to a linear shape.

The indicia or broken lines shown on the figures are for illustrative purposes only and are hereby disclaimed as forming no part of Applicant's claimed invention.

1 Claim, 3 Drawing Sheets



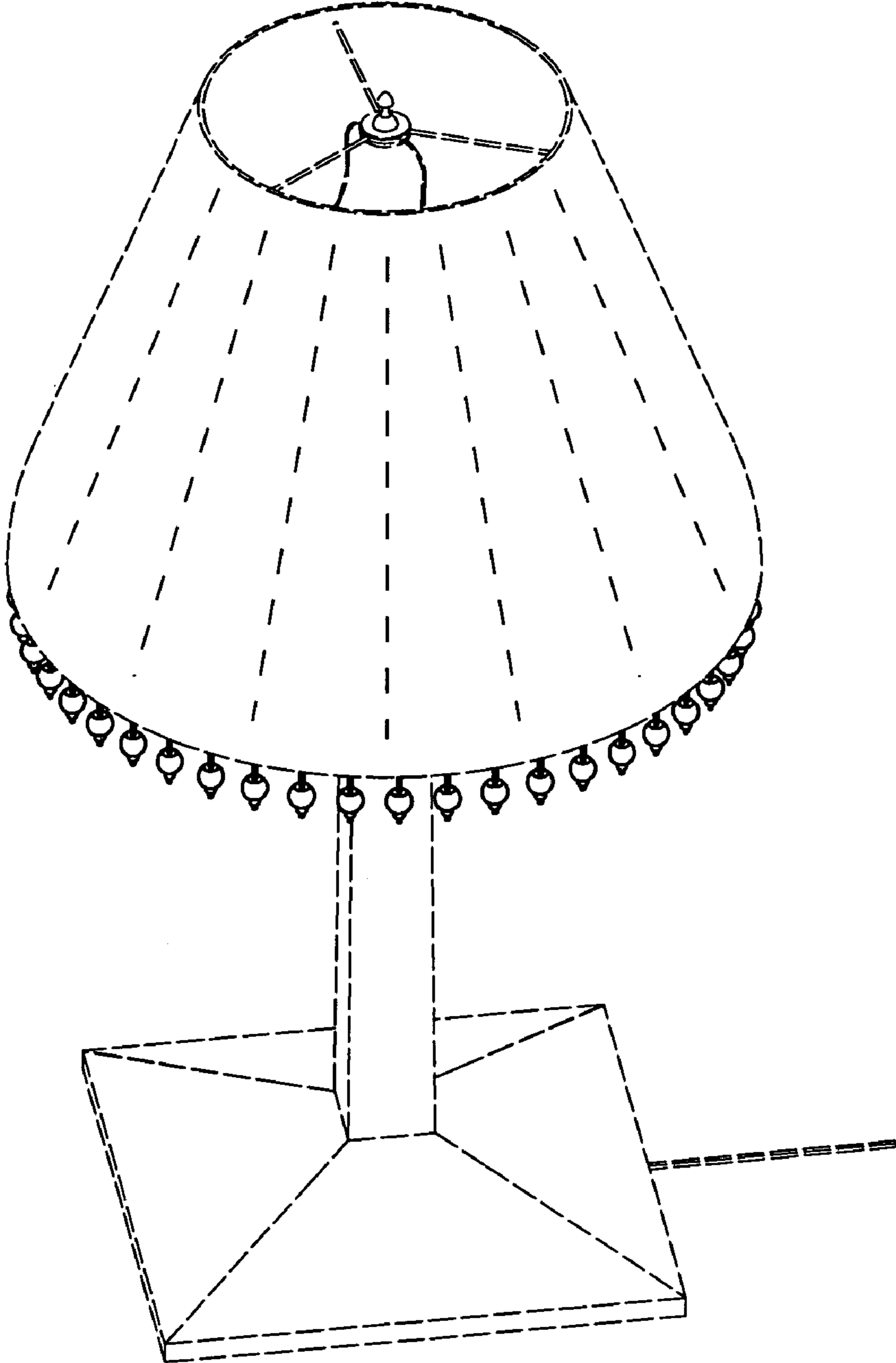


FIG. 1

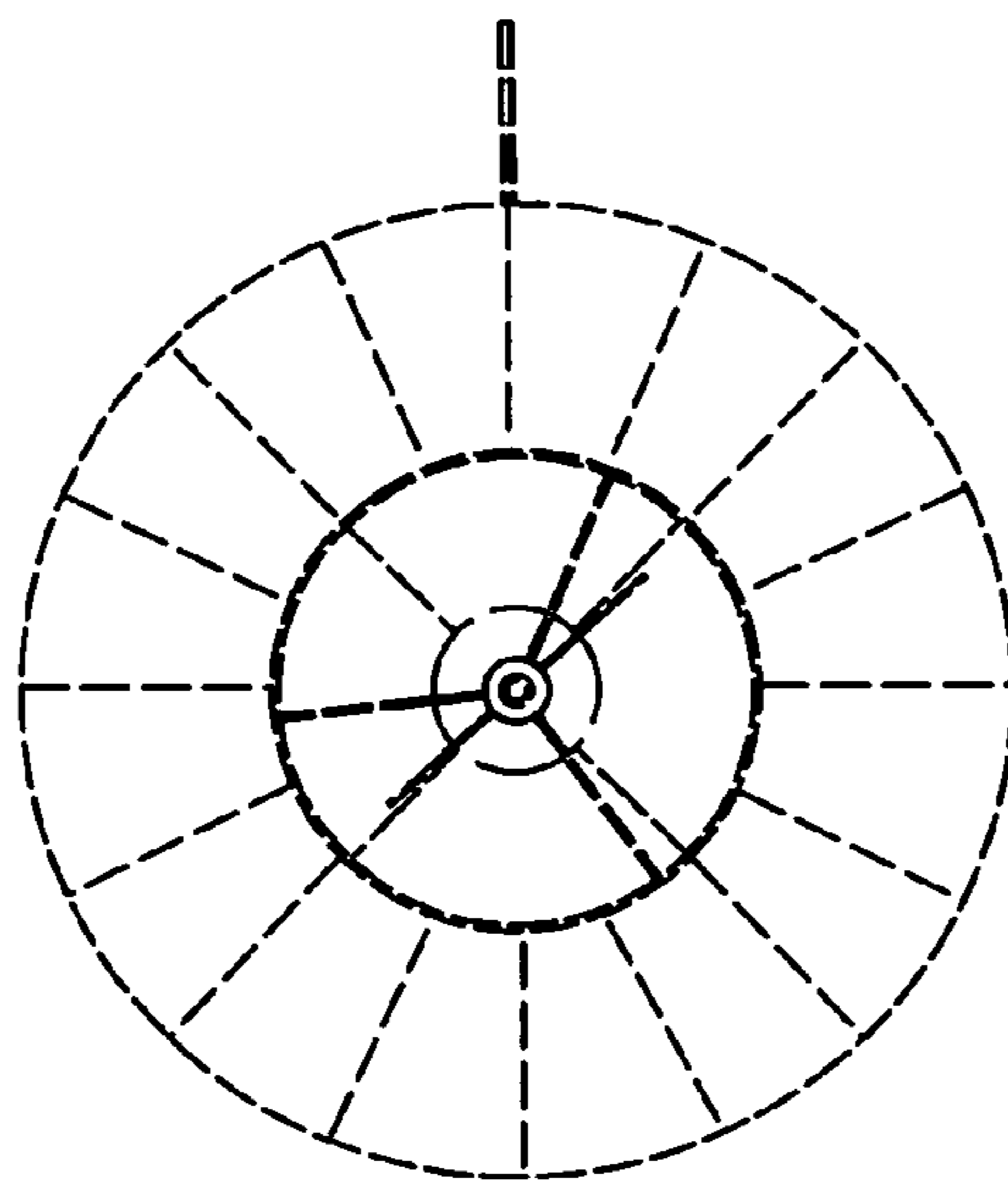


FIG. 2

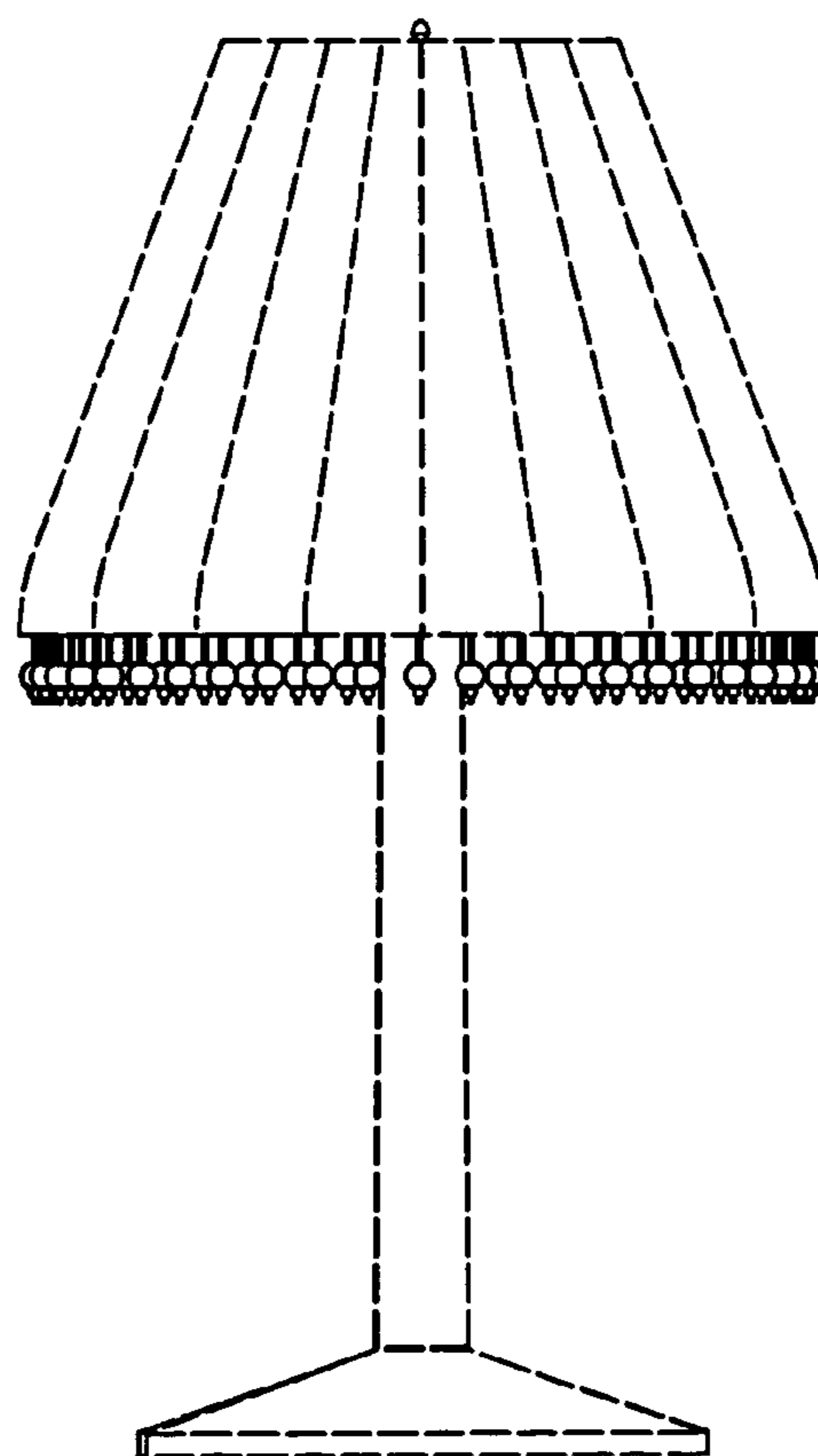


FIG. 3




FIG. 4

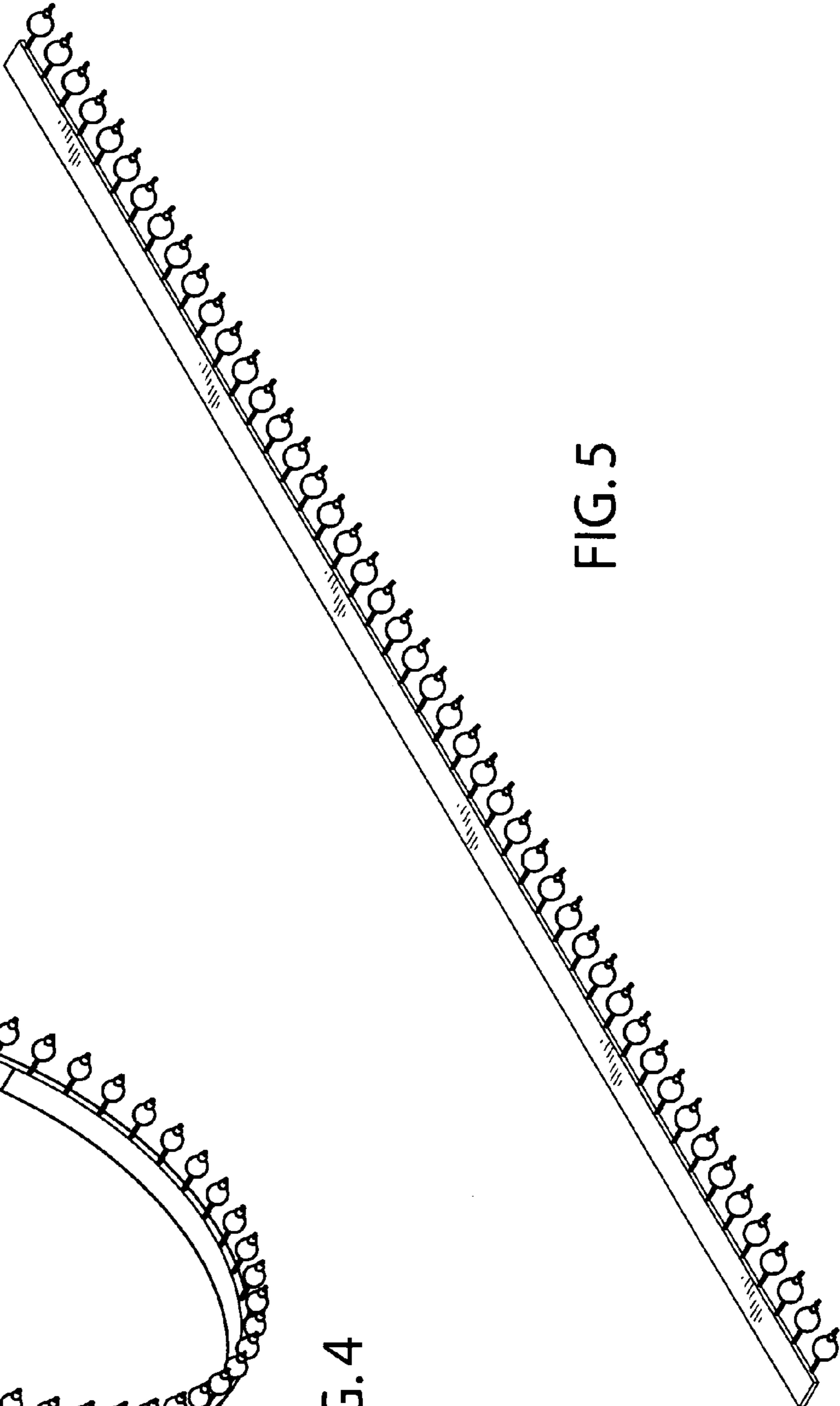


FIG. 5