

US00D583092S

(12) **United States Design Patent**  
**Hargreaves et al.**

(10) **Patent No.:** **US D583,092 S**

(45) **Date of Patent:** **\*\* Dec. 16, 2008**

(54) **LIGHT DIFFUSER**

(75) Inventors: **Craig Hargreaves**, Vancouver, WA (US); **Darrin McDonald**, Vancouver, WA (US)

(73) Assignee: **IP Holdings LLC**, Vancouver, WA (US)

(\*\*) Term: **14 Years**

(21) Appl. No.: **29/273,382**

(22) Filed: **Mar. 5, 2007**

(51) **LOC (8) Cl.** ..... **26-99**

(52) **U.S. Cl.** ..... **D26/122**

(58) **Field of Classification Search** ..... D26/113,  
D26/118, 122, 152, 72, 74, 155, 60, 75, 77,  
D26/85, 119, 127, 128, 61, 63, 64, 65, 76,  
D26/78, 80, 81, 82, 83, 120, 123, 124, 135,  
D26/138, 142, 149, 151; 362/563, 147, 151,  
362/218, 246, 260, 277, 285, 330, 364, 365,  
362/404

See application file for complete search history.

(56) **References Cited**

**U.S. PATENT DOCUMENTS**

2,741,694 A \* 4/1956 Wiig et al. .... 362/340  
D251,686 S \* 4/1979 Kurokawa ..... D26/60

D360,277 S \* 7/1995 Roberts, III ..... D26/107  
6,217,316 B1 \* 4/2001 Yeh ..... 431/343  
D535,773 S \* 1/2007 Kessler ..... D26/60

\* cited by examiner

*Primary Examiner*—Freda S. Nunn

*Assistant Examiner*—Kevin K Rudzinski

(74) *Attorney, Agent, or Firm*—Robert J. Ireland

(57) **CLAIM**

The ornamental design for a light diffuser, as shown and described.

**DESCRIPTION**

FIG. 1 is a perspective view of the light diffuser, according to the new and unique design;

FIG. 2 is a left side view of the light diffuser of FIG. 1;

FIG. 3 is a front view of the light diffuser of FIG. 1;

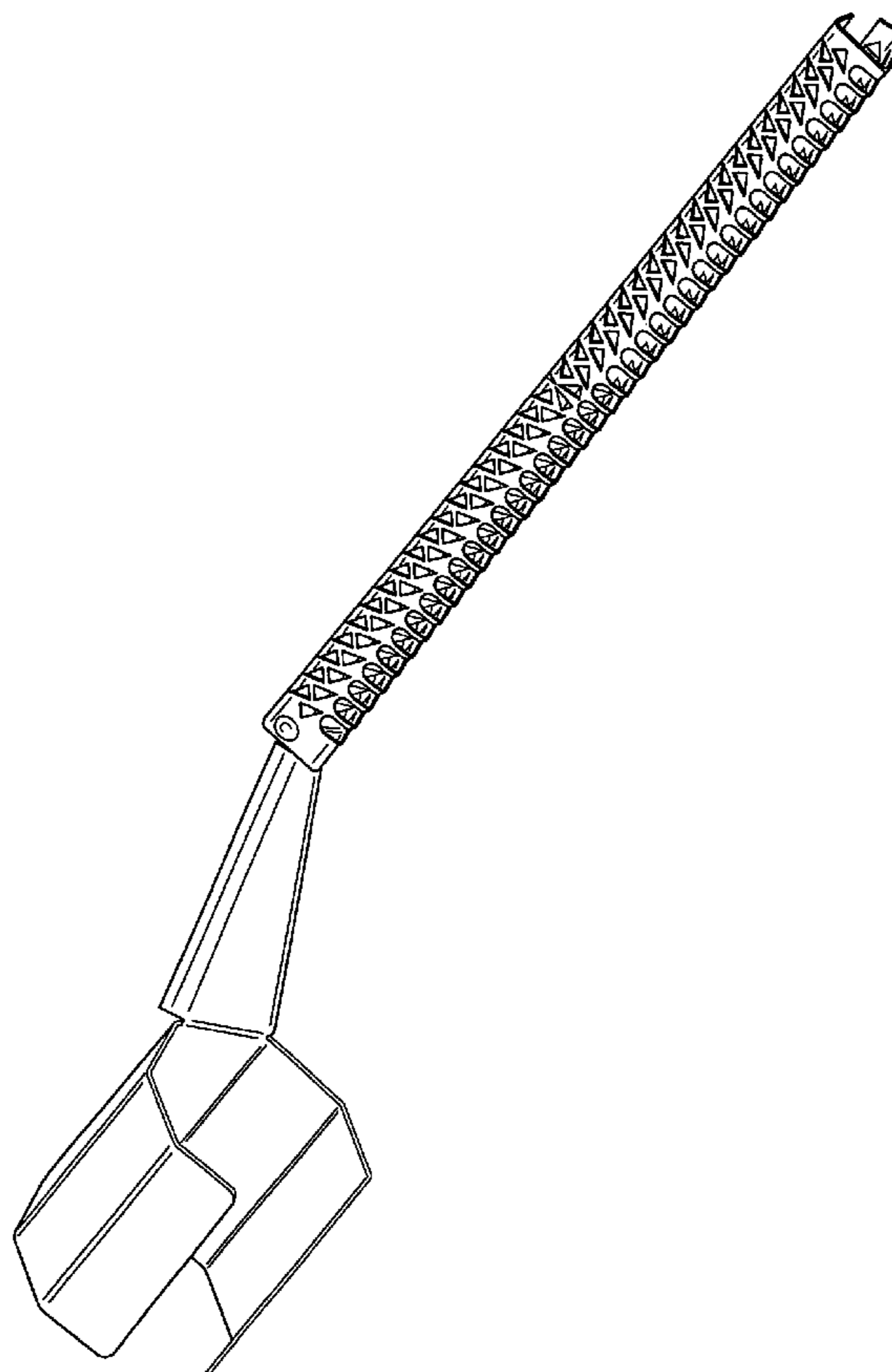
FIG. 4 is a right side view of the light diffuser of FIG. 1;

FIG. 5 is a rear view of the light diffuser of FIG. 1;

FIG. 6 is a top view of the light diffuser of FIG. 1; and,

FIG. 7 is a bottom view of the light diffuser of FIG. 1.

**1 Claim, 7 Drawing Sheets**



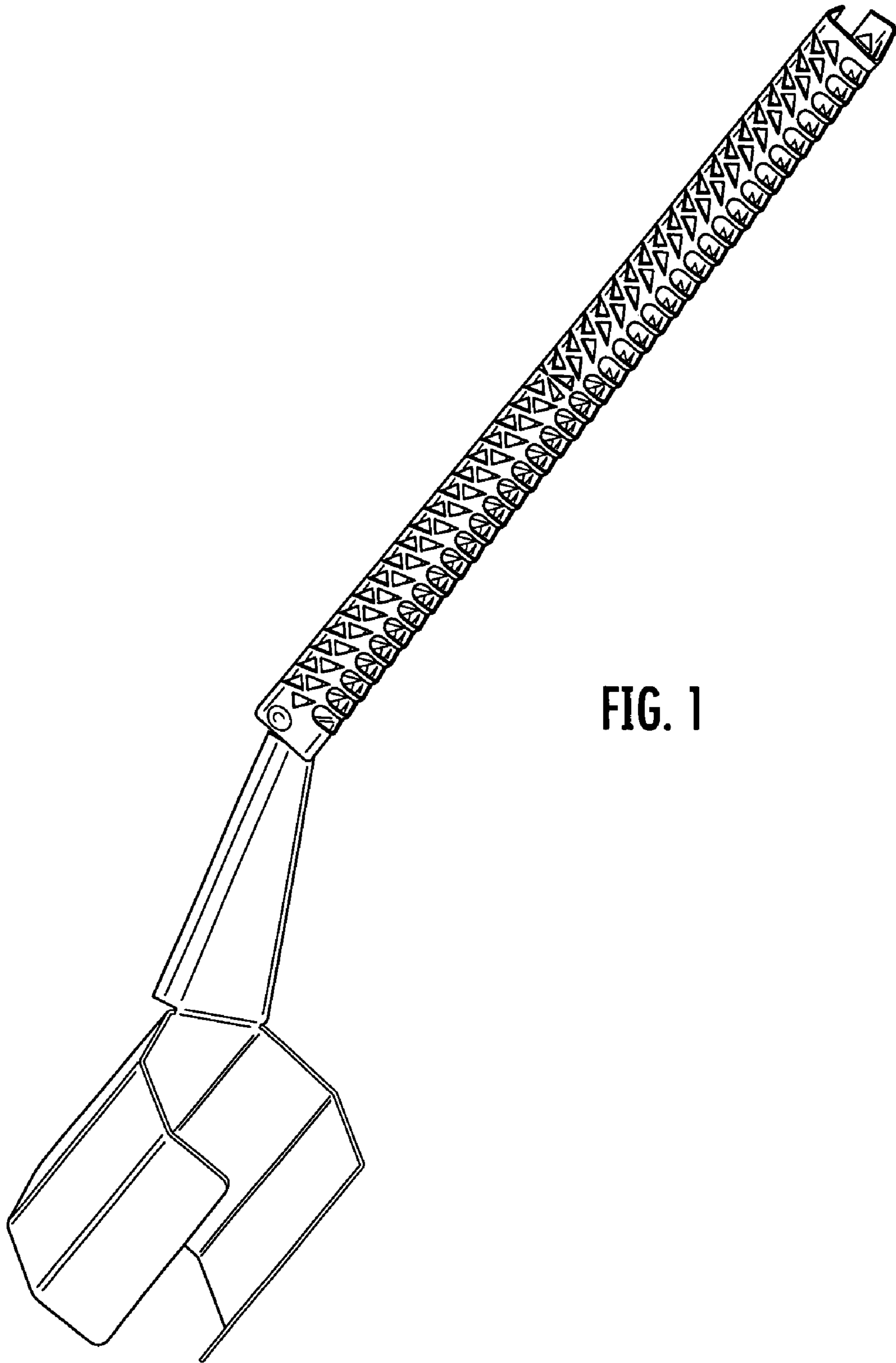


FIG. 1

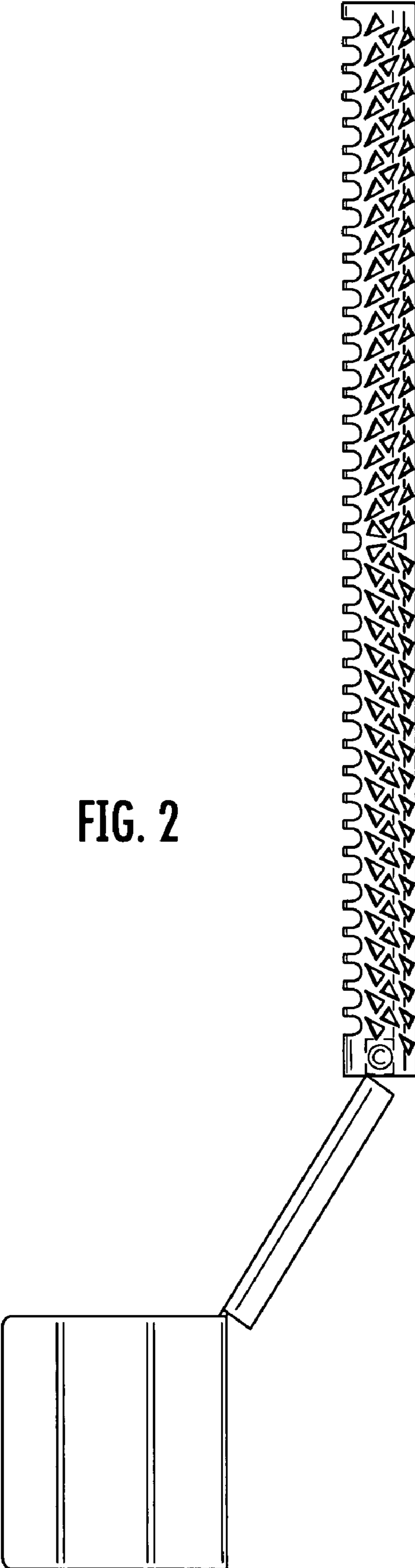
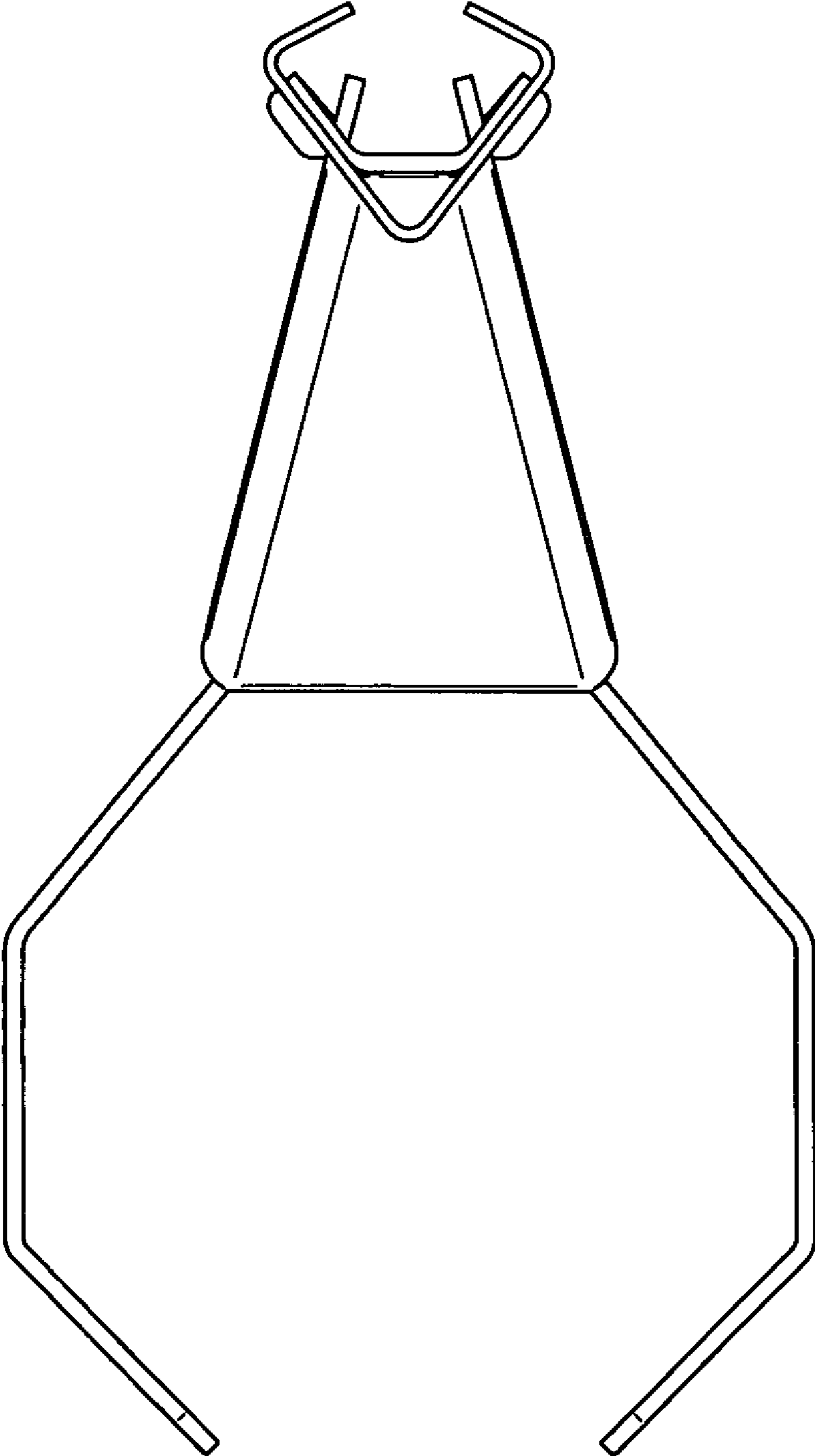


FIG. 2



**FIG. 3**




FIG. 4

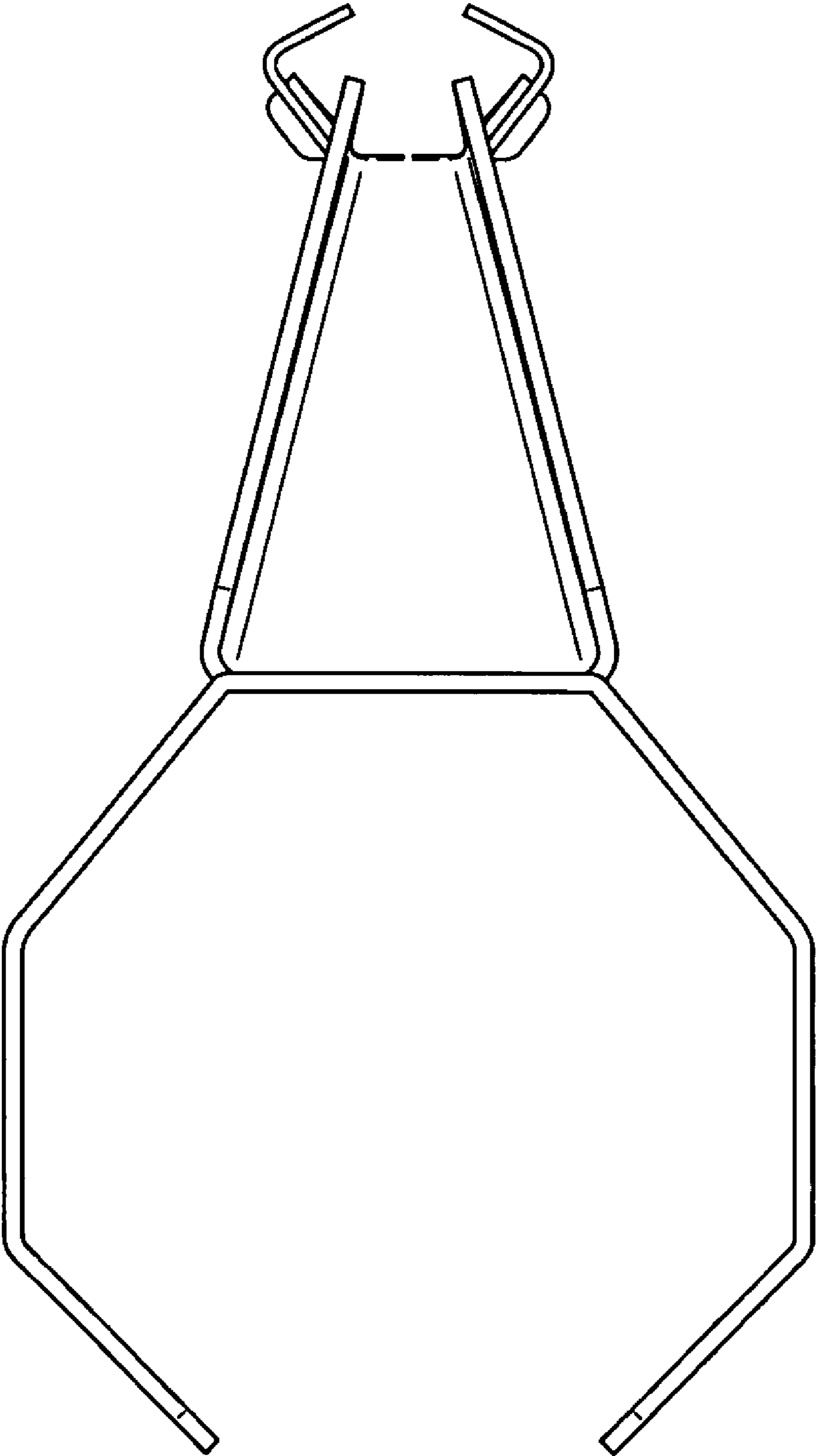


FIG. 5

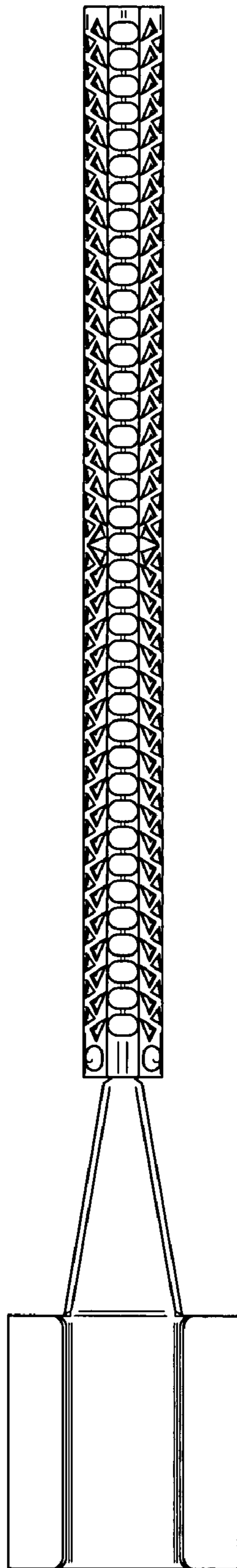


FIG. 6



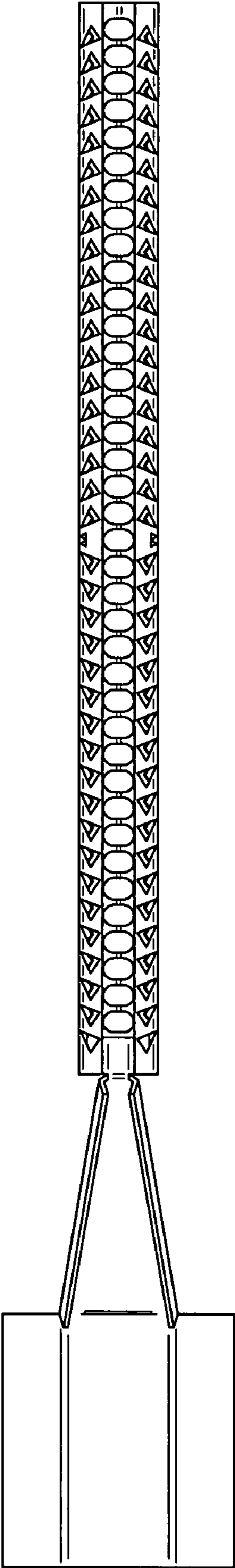


FIG. 7