



US00D583084S

(12) **United States Design Patent**  
**Kracke**

(10) **Patent No.:** **US D583,084 S**

(45) **Date of Patent:** **\*\* Dec. 16, 2008**

(54) **DECORATIVE PANEL**

D487,319 S \* 3/2004 Baxter ..... D25/163  
D569,012 S \* 5/2008 Ellis ..... D25/138

(76) **Inventor:** **Donald R. Kracke**, 883 N. Crown Dr.,  
Lake Arrowhead, CA (US) 92352

\* cited by examiner

(\*\*) **Term:** **14 Years**

*Primary Examiner*—Catherine R Oliver

(74) *Attorney, Agent, or Firm*—Kelly Lowry & Kelley LLP

(21) **Appl. No.:** **29/281,272**

(57) **CLAIM**

(22) **Filed:** **Jun. 20, 2007**

The ornamental design for a decorative panel, as shown.

(51) **LOC (8) Cl.** ..... **25-01**

(52) **U.S. Cl.** ..... **D25/138**

(58) **Field of Classification Search** ..... D25/138-164,  
D25/100-101, 38-40, 12, 119; 52/314, 316,  
52/791.1, 660, 664, 669, 342-343, 311.2,  
52/389, 384, 674; 428/48-49, 106

See application file for complete search history.

**DESCRIPTION**

FIG. 1 is a front, top and left-side perspective view of a decorative panel embodying my new design;

FIG. 2 is a front elevational view thereof;

FIG. 3 is a rear elevational view thereof;

FIG. 4 is a left-side elevational view thereof; the right-side elevational view being a mirror image;

FIG. 5 is a top plan view thereof; and,

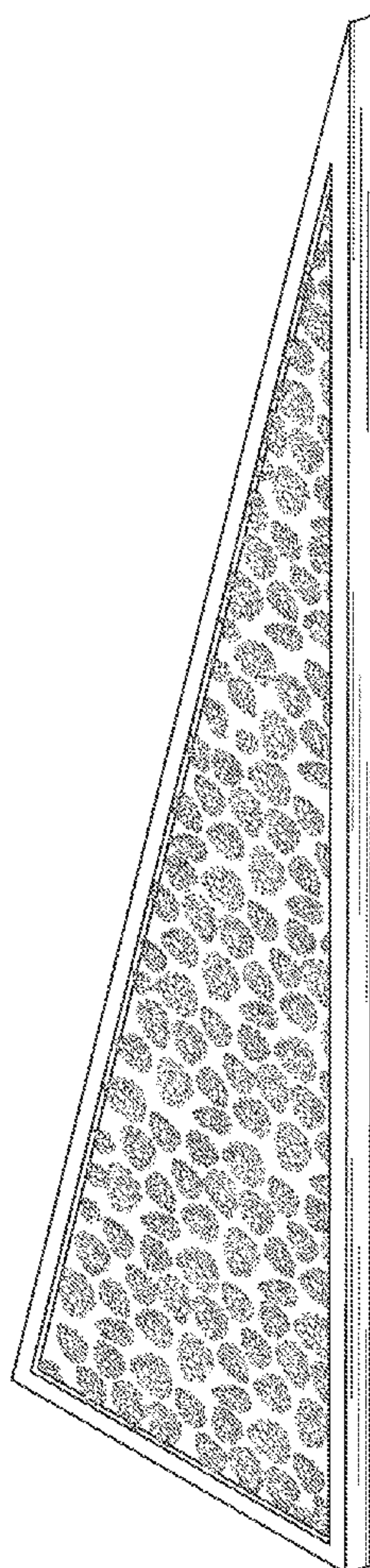
FIG. 6 is a bottom plan view thereof.

(56) **References Cited**

**U.S. PATENT DOCUMENTS**

D75,092 S \* 5/1928 Bach ..... D25/149  
D371,447 S \* 7/1996 Williams ..... D25/152  
D486,922 S \* 2/2004 Baxter ..... D25/163

**1 Claim, 3 Drawing Sheets**





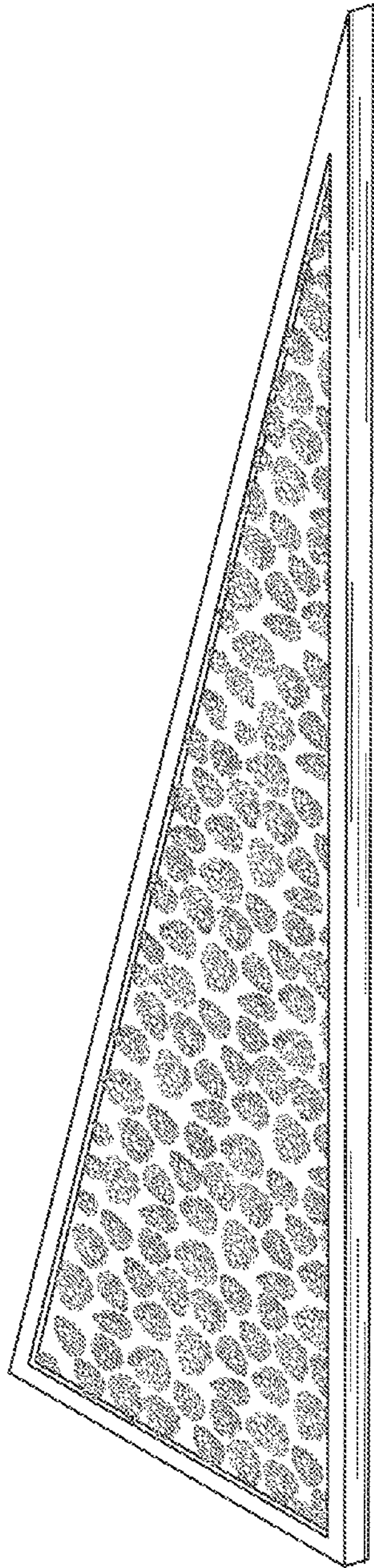


FIG. 1

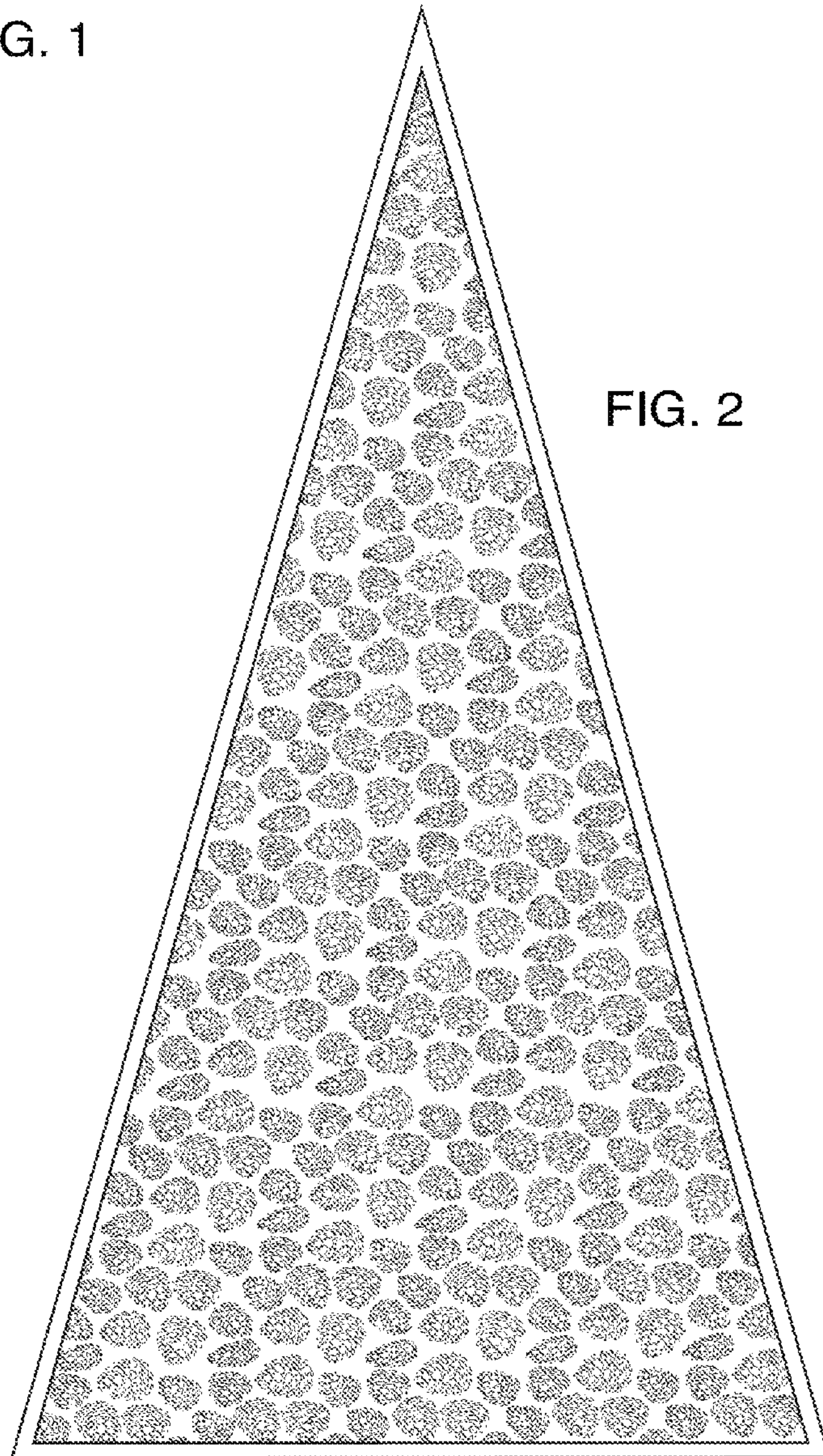
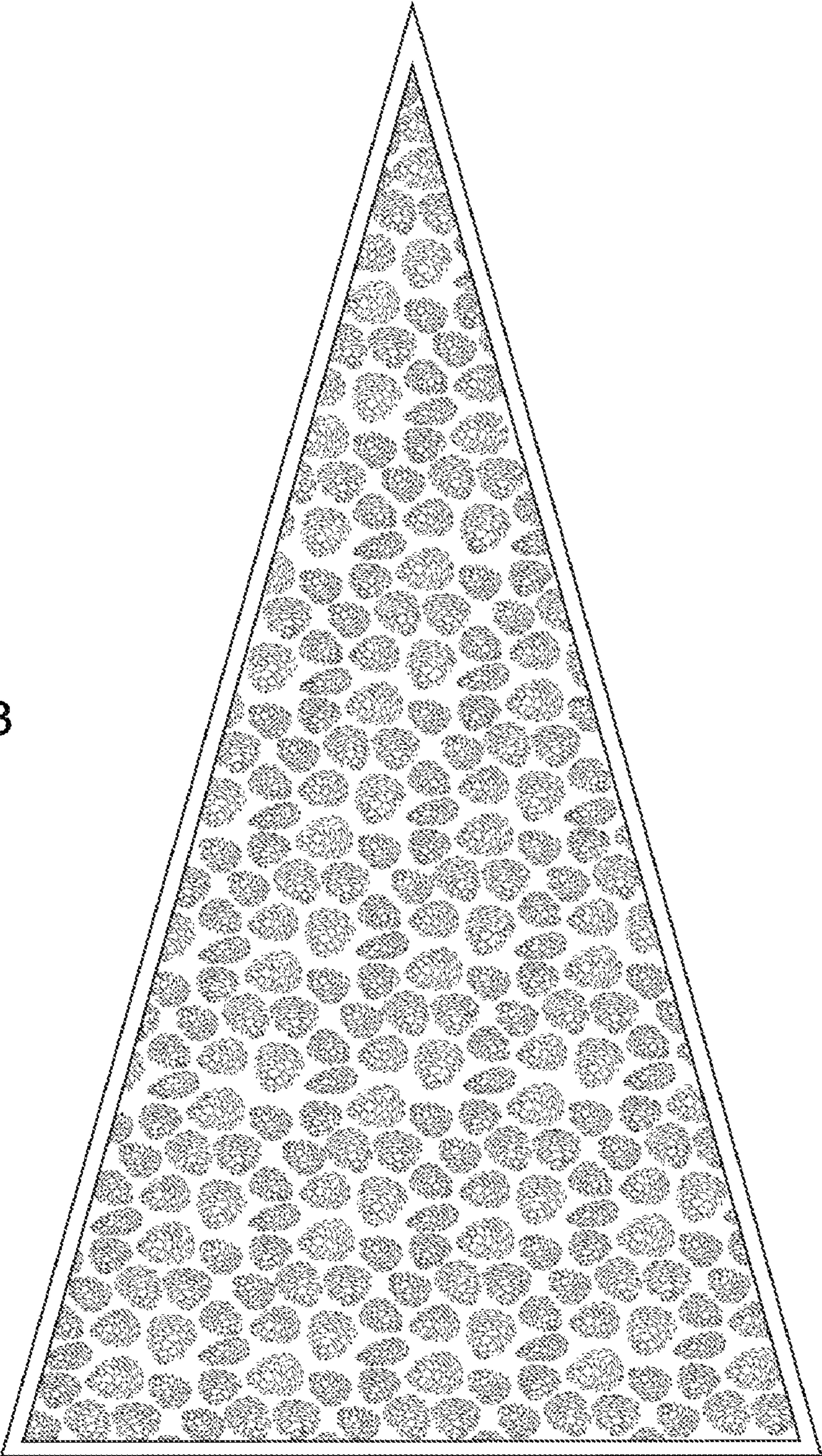


FIG. 2



FIG. 3



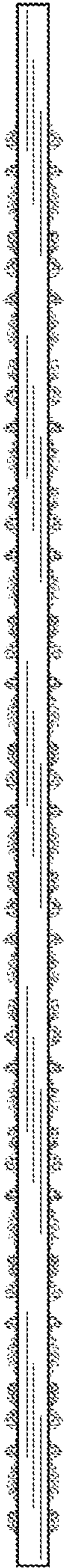


FIG. 4

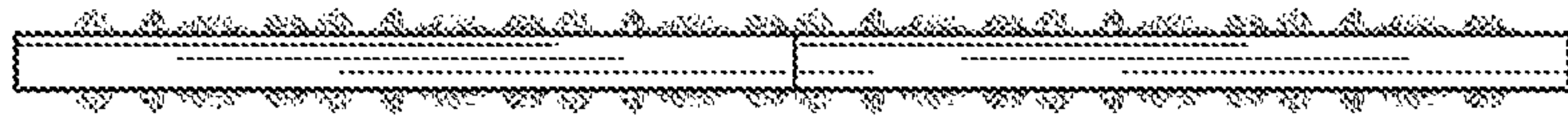


FIG. 5




FIG. 6