



US00D583078S

(12) **United States Design Patent**
Campbell et al.

(10) **Patent No.:** **US D583,078 S**
(45) **Date of Patent:** **** Dec. 16, 2008**

(54) **WINDOW FRAME PROFILE**

(75) Inventors: **David Campbell**, Innisfil (CA); **Nina Sterlin**, Thornhill (CA)

(73) Assignee: **Royal Group, Inc.**, Atlanta, GA (US)

(**) Term: **14 Years**

(21) Appl. No.: **29/303,364**

(22) Filed: **Feb. 7, 2008**

(51) **LOC (8) Cl.** **25-01**

(52) **U.S. Cl.** **D25/124**

(58) **Field of Classification Search** D25/124;
52/204.1, 204.5, 204.51, 656.5, 656.6, 656.2,
52/730.3; 49/501, 504, DIG. 2
See application file for complete search history.

(56) **References Cited**

U.S. PATENT DOCUMENTS

5,099,624	A *	3/1992	Valentin	52/207
6,006,478	A *	12/1999	Hubner et al.	52/204.5
D442,291	S *	5/2001	Ballard et al.	D25/124
D461,570	S *	8/2002	Ballard et al.	D25/124
D466,623	S *	12/2002	Ballard et al.	D25/124
D466,627	S *	12/2002	Morton et al.	D25/124

D471,647	S *	3/2003	Chaney et al.	D25/124
D495,430	S *	8/2004	Franson	D25/124
D500,561	S *	1/2005	Franson	D25/124
6,857,232	B2 *	2/2005	Bealko	52/211
D502,555	S *	3/2005	Fannan	D25/124
2003/0159374	A1 *	8/2003	Burgess	52/204.61
2004/0000093	A1 *	1/2004	Guelck	49/183

* cited by examiner

Primary Examiner—Doris Clark

(74) *Attorney, Agent, or Firm*—Hunton & Williams LLP

(57) **CLAIM**

We claim the ornamental design for a window frame profile, as shown and described.

DESCRIPTION

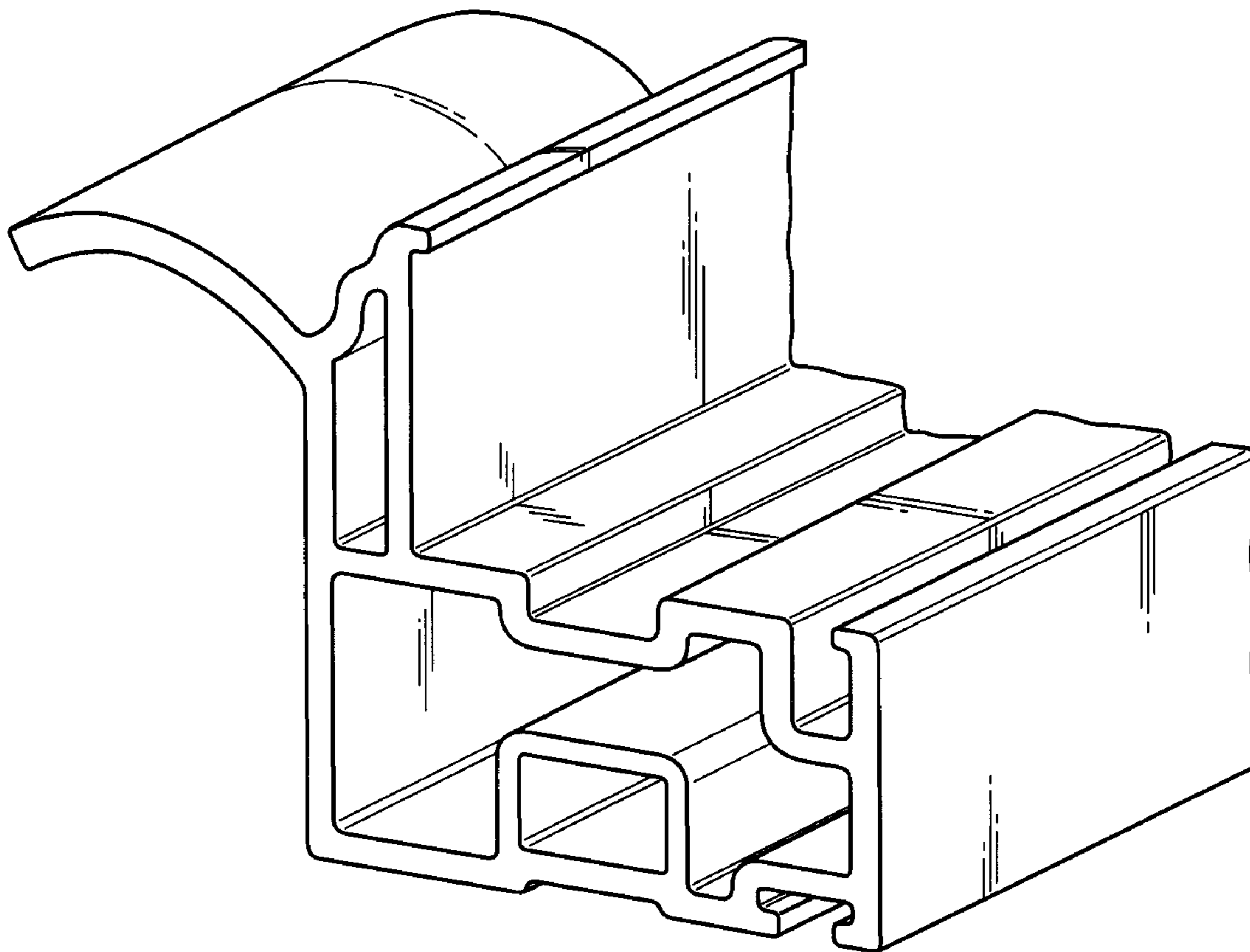
FIG. 1 is a fragmentary top right isometric view of a window frame profile showing the claimed design.

FIG. 2 is a fragmentary bottom left isometric view of the window frame profile of FIG. 1; and,

FIG. 3 is an end elevation view of the window frame profile of FIG. 1.

The claimed design is broken on the end to indicate indeterminate length.

1 Claim, 3 Drawing Sheets



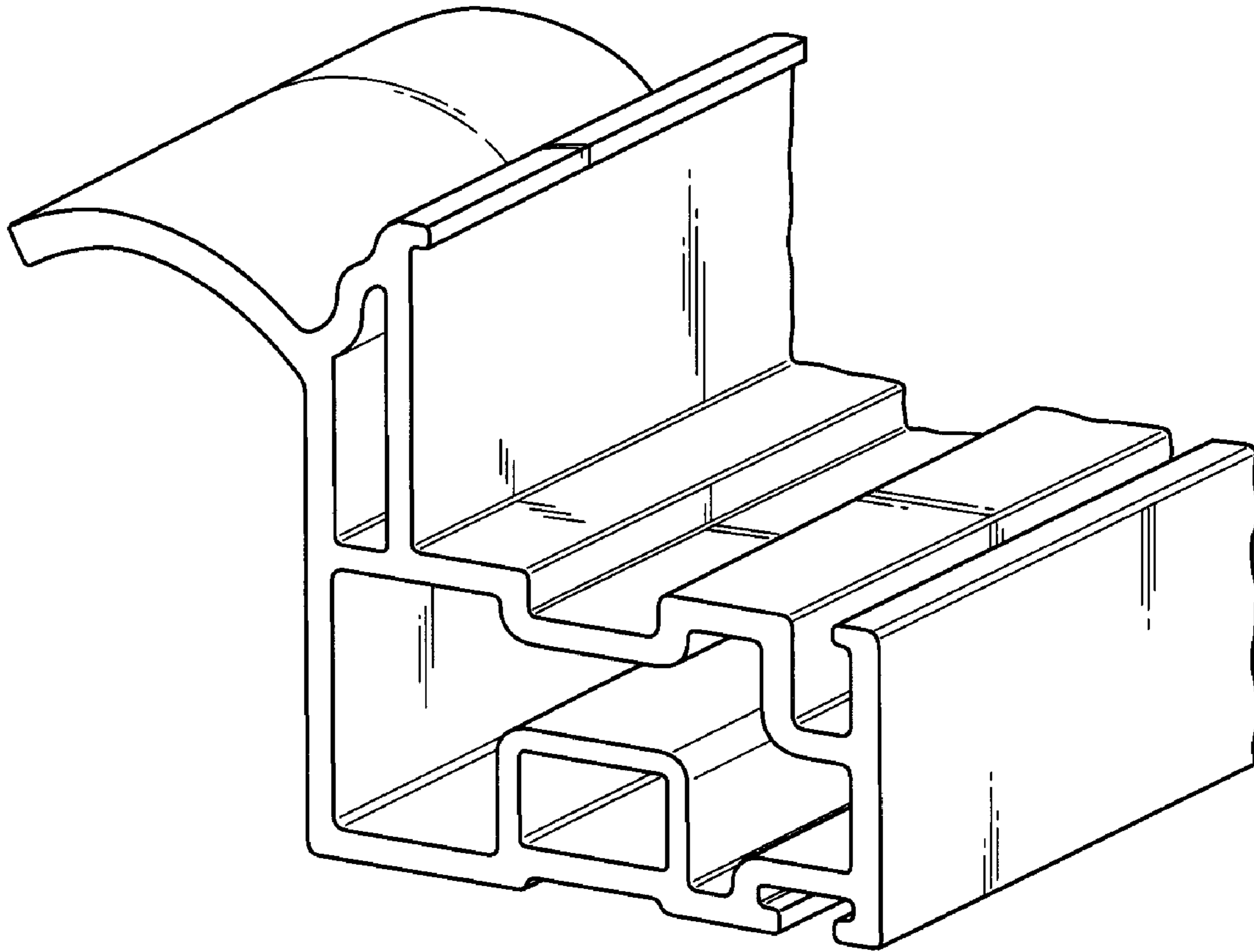


Fig. 1

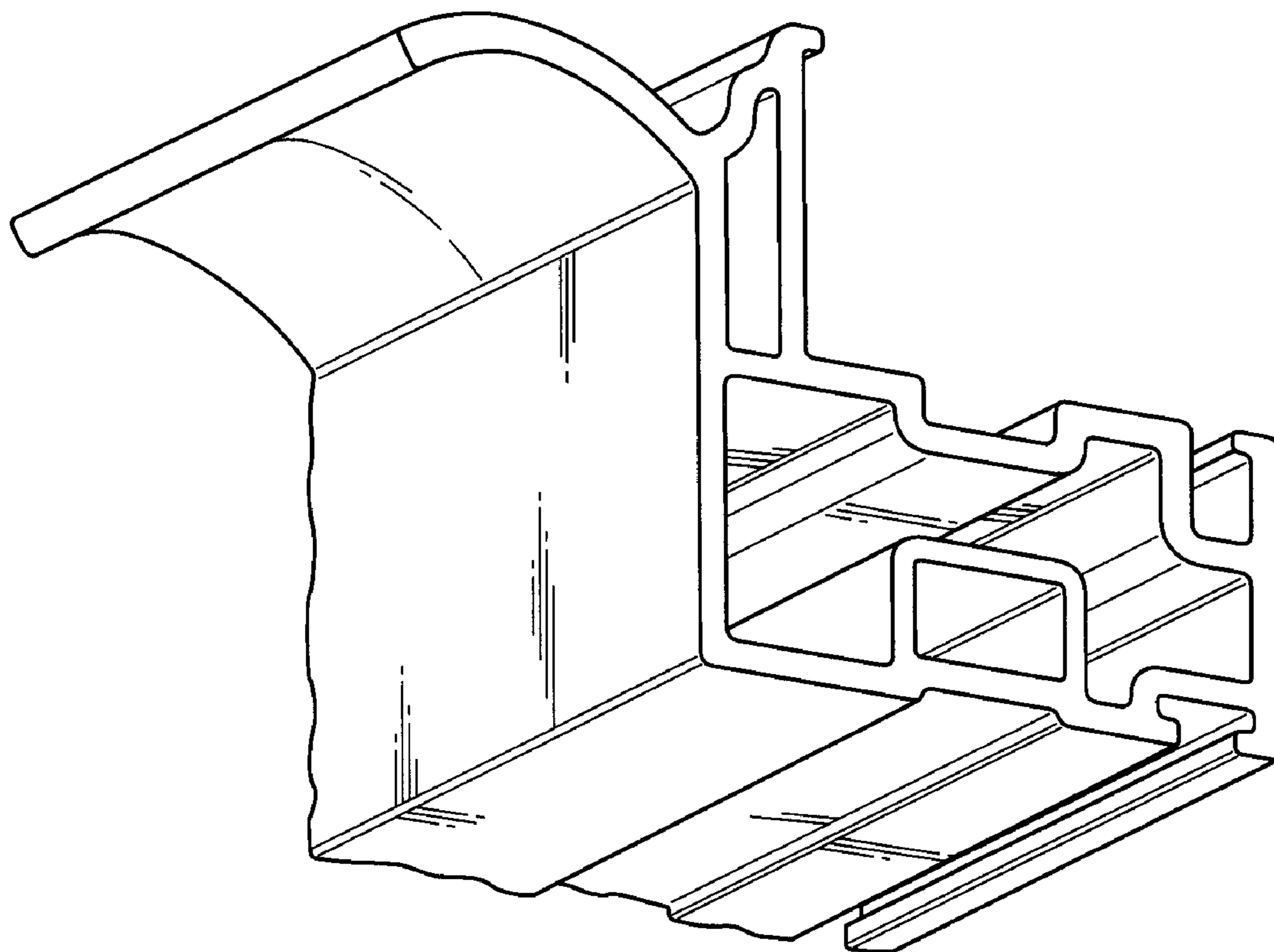


Fig. 2

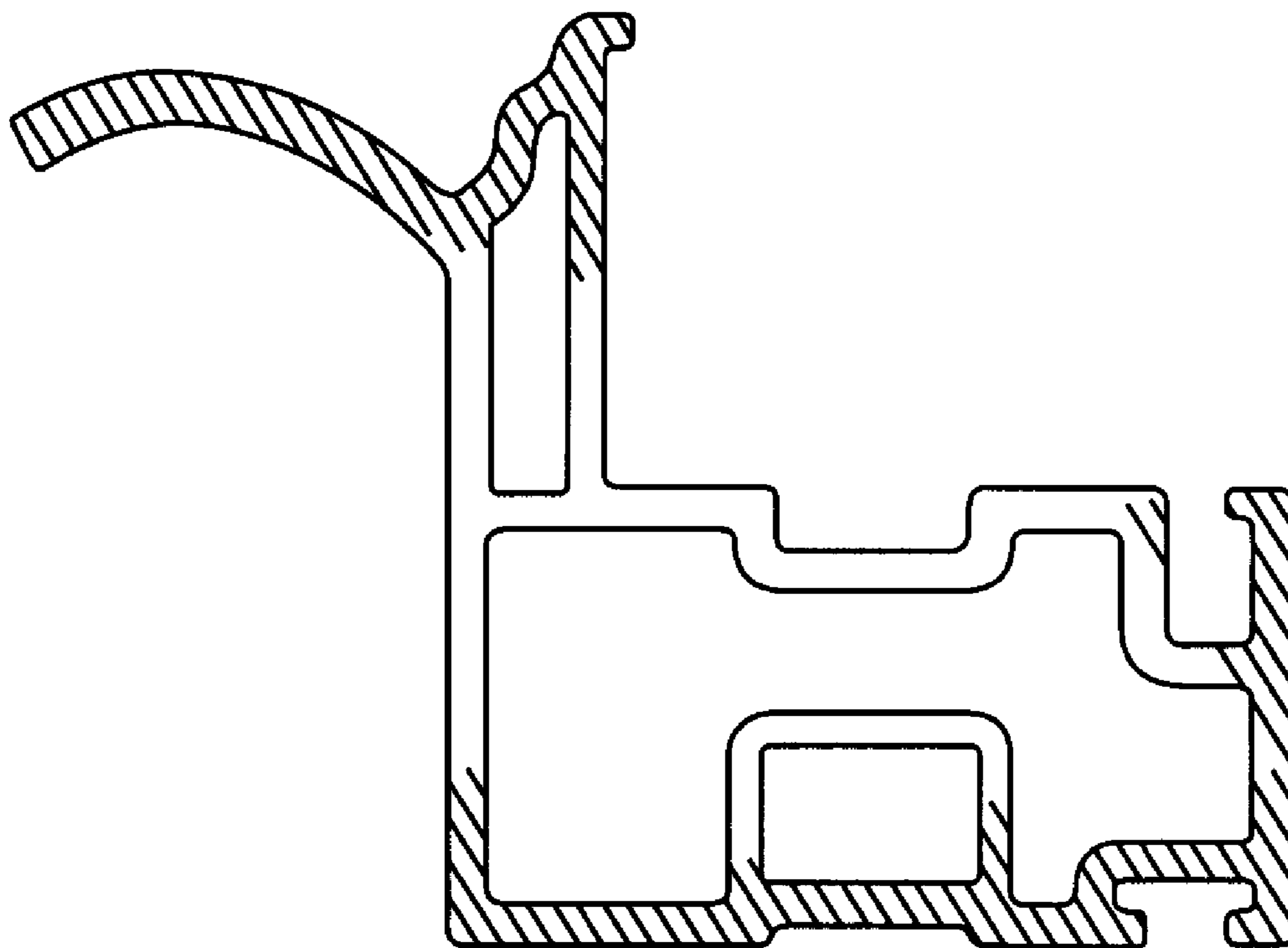


Fig. 3