



US00D583069S

(12) **United States Design Patent**  
**Lynch et al.**

(10) **Patent No.:** **US D583,069 S**  
(45) **Date of Patent:** **\*\* Dec. 16, 2008**

(54) **DOOR FACING**

(75) Inventors: **Steven K. Lynch**, St. Charles, IL (US);  
**Jason M. Walsh**, Batavia, IL (US);  
**Mark A. Ruggie**, Franklin Park, IL (US)

(73) Assignee: **Masonite Corporation**, Tampa, FL (US)

(\*\*) Term: **14 Years**

(21) Appl. No.: **29/306,268**

(22) Filed: **Apr. 4, 2008**

**Related U.S. Application Data**

(62) Division of application No. 29/274,187, filed on Apr. 3, 2007, now Pat. No. Des. 566,297.

(51) **LOC (8) Cl.** ..... **25-02**

(52) **U.S. Cl.** ..... **D25/48; D25/138**

(58) **Field of Classification Search** ..... D25/48,  
D25/49, 138; 52/455, 456, 311, 311.2, 764,  
52/784.1, 630, 311.3, 782.1, 313, 457, 458,  
52/474, 475.1, 778, 507, 779; 49/DIG. 2,  
49/501, 504; 428/45

See application file for complete search history.

(56) **References Cited**

**U.S. PATENT DOCUMENTS**

934,530 A *	9/1909	Holzer	.....	49/456
D370,269 S *	5/1996	Schafernak	.....	D25/48
D389,922 S *	1/1998	Lee	.....	D25/53
6,615,558 B2 *	9/2003	Libby et al.	.....	52/455
D495,061 S *	8/2004	Lynch et al.	.....	D25/48

\* cited by examiner

*Primary Examiner*—Doris Clark  
(74) *Attorney, Agent, or Firm*—Berenato, White & Stavish, LLC

(57) **CLAIM**

The ornamental design for a door facing, as shown and described.

**DESCRIPTION**

FIG. 1 is a front perspective view of our design with the dotted line illustrating the environment;

FIG. 2 is a front elevational view with the dotted line illustrating the environment;

FIG. 3 is a rear elevational view with the dotted line illustrating the environment;

FIG. 4 is a top plan view with the dotted line illustrating the environment;

FIG. 5 is a bottom plan view with the dotted line illustrating the environment;

FIG. 6 is a cross sectional view taken along the line 6—6 of FIG. 2 and viewed in the direction of the arrows with the dotted line illustrating the environment;

FIG. 7 is an enlarged fragmentary cross sectional view taken from FIG. 6 with the dotted line illustrating the environment;

FIG. 8 is a left side elevation view with the dotted line illustrating the environment;

FIG. 9 is a right side elevation view with the dotted line illustrating the environment; and,

FIG. 10 is a cross sectional view taken along the line 10—10 of FIG. 2 and viewed in the direction of the arrows with the dotted line illustrating the environment.

**1 Claim, 5 Drawing Sheets**




Fig. 1




Fig. 2




Fig. 3




Fig. 4




Fig. 5



Fig. 6

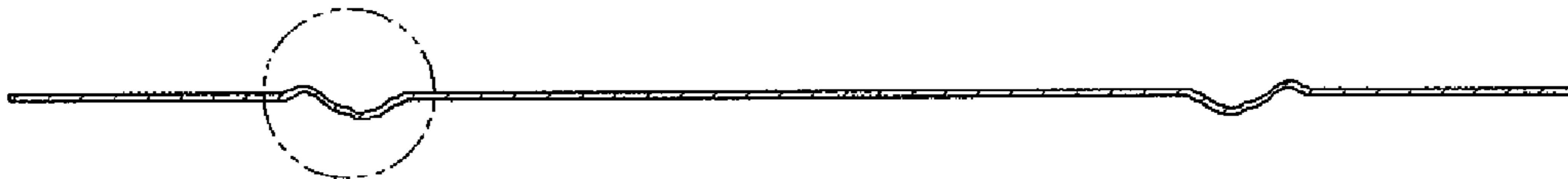


Fig. 7

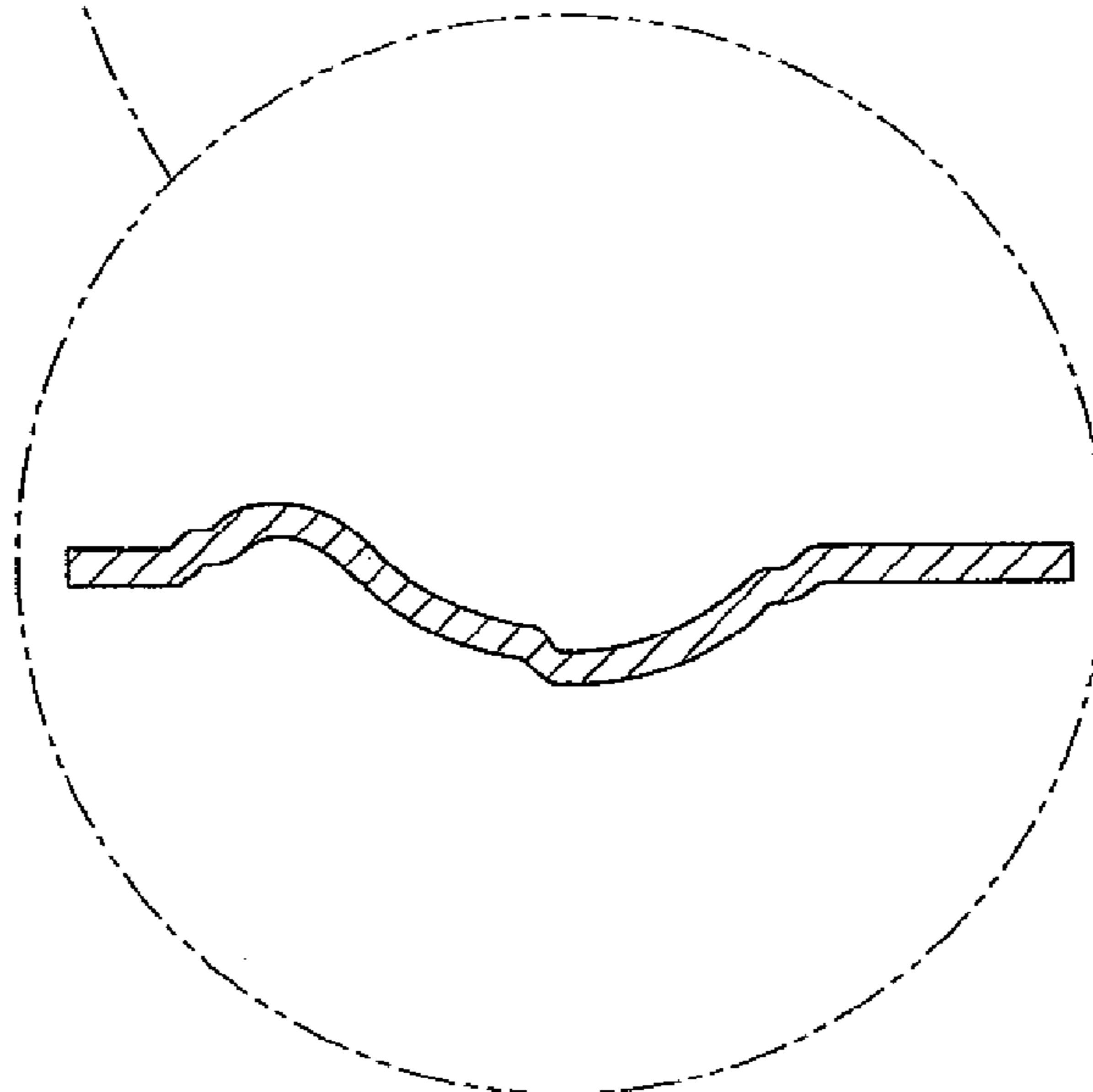


Fig. 8



Fig. 9



Fig. 10

