



US00D583059S

(12) **United States Design Patent**
Adams

(10) **Patent No.:** **US D583,059 S**

(45) **Date of Patent:** **** *Dec. 16, 2008**

(54) **POSITIVE AIRWAY PRESSURE APPARATUS**

(76) Inventor: **Phillip M. Adams**, 313 Pleasant Summit Dr., Henderson, NV (US) 89012

(*) Notice: This patent is subject to a terminal disclaimer.

(**) Term: **14 Years**

(21) Appl. No.: **29/298,768**

(22) Filed: **Dec. 12, 2007**

Related U.S. Application Data

(63) Continuation-in-part of application No. 11/856,568, filed on Sep. 17, 2007.

(51) **LOC (8) Cl.** **24-04**

(52) **U.S. Cl.** **D24/164**

(58) **Field of Classification Search** D24/109, D24/110, 164, 185, 186; D23/355; D13/112, D13/116; D3/201, 203.1, 203.2, 203.6, 205; 128/204.18, 204.21, 204.22, 204.23, 205.15, 128/205.23; 55/356, 357

See application file for complete search history.

(56) **References Cited**

U.S. PATENT DOCUMENTS

- 4,076,021 A * 2/1978 Thompson 128/205.18
- D287,050 S * 12/1986 Perkins et al. D24/164
- D325,633 S * 4/1992 Mano et al. D24/164
- D348,927 S * 7/1994 Attolini D24/110
- 5,535,738 A 7/1996 Estes et al.
- 5,606,341 A 2/1997 Aguilera
- 5,682,878 A 11/1997 Ogden
- D399,943 S * 10/1998 Ko D23/355
- D400,661 S * 11/1998 Ko D23/355
- 5,893,939 A 4/1999 Rakocy et al.

- D421,298 S * 2/2000 Kenyon et al. D24/110
- D427,675 S 7/2000 Hansel
- 6,132,182 A 10/2000 Khan et al.
- 6,256,192 B1 7/2001 Shannon
- 6,295,826 B1 10/2001 Lee
- 6,318,364 B1 * 11/2001 Ford et al. 128/204.18
- 6,371,112 B1 4/2002 Bibi

(Continued)

OTHER PUBLICATIONS

M Series REMstar Plus with C-Flex & Smartcard, DirectHome Medical, Sep. 21, 2006, pp. 1-4, <http://www.directhomemedical.com/machines-cpap-bipap/remstar-plus-mseries-cpap-respironics.html>.

GoodKnight 420G CPAP System, CPAP Wholesale sleep apnea products, Sep. 21, 2006, pp. 1-2, <http://www.cpapwholesale.com/goodknight-420g-cpap.htm>.

Primary Examiner—Louis S Zarfaz

Assistant Examiner—Anhdao Doan

(74) *Attorney, Agent, or Firm*—Pate Pierce & Baird

(57) **CLAIM**

The ornamental design for a positive airway pressure apparatus, as shown and described.

DESCRIPTION

FIG. 1 is a perspective view of a positive airway pressure apparatus, in accordance with my new design, having an air delivery hose in a stowed configuration;

FIG. 2 is a side elevation view of the design of FIG. 1;

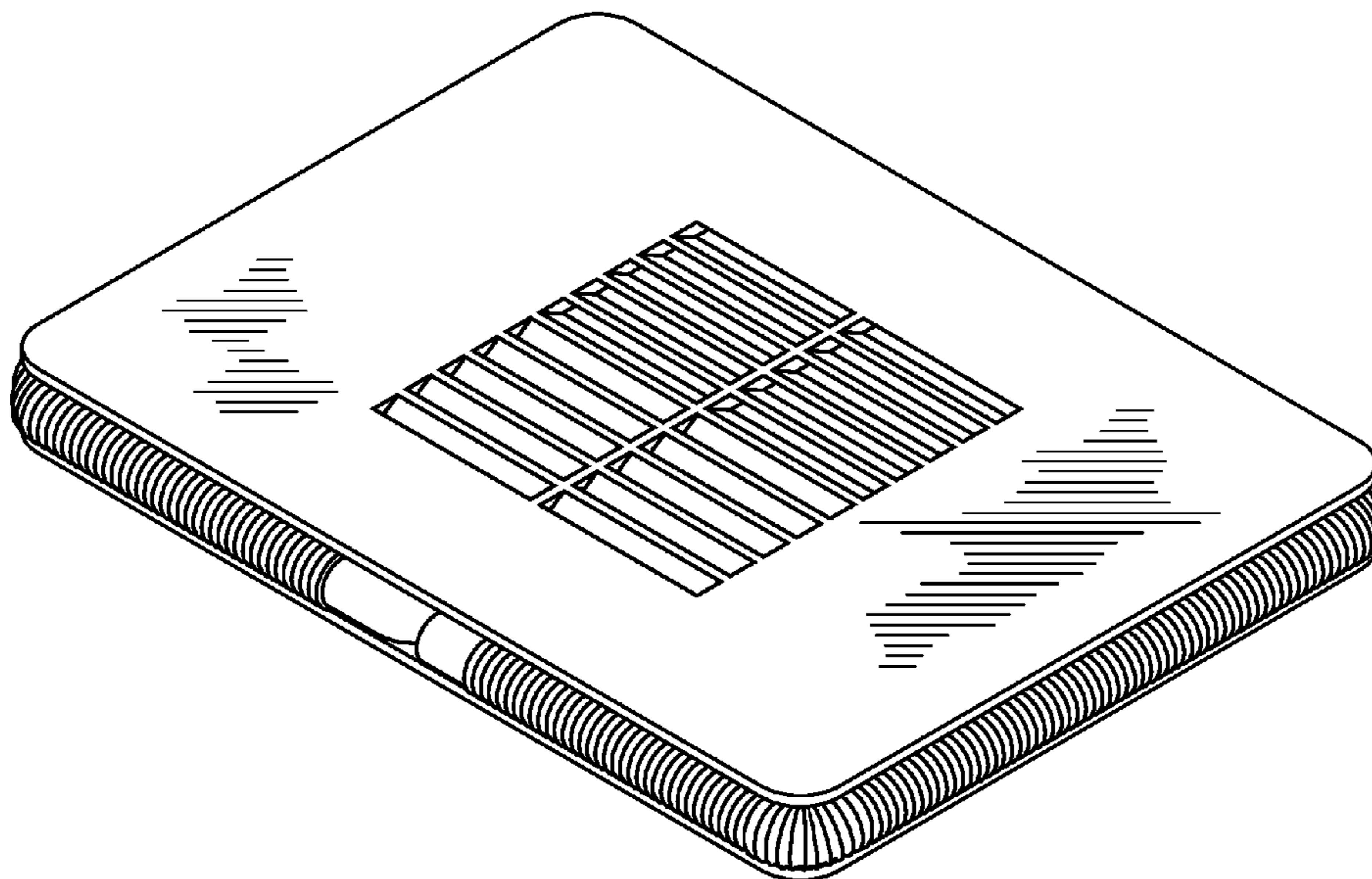
FIG. 3 is a rear elevation view of the design of FIG. 1;

FIG. 4 is a front elevation view of the design of FIG. 1;

FIG. 5 is a top plan view of the design of FIG. 1; and,

FIG. 6 is a bottom plan view of the design of FIG. 1.

1 Claim, 3 Drawing Sheets



US D583,059 S

Page 2

U.S. PATENT DOCUMENTS

D464,724 S	10/2002	Lynch et al.	D503,796 S	4/2005	Lithgow et al.
6,459,576 B1	10/2002	Bhatia et al.	6,895,964 B2	5/2005	McAuliffe et al.
D468,017 S *	12/2002	McCombs D24/164	6,979,169 B2	12/2005	Penlesky et al.
6,516,802 B2	2/2003	Hansen et al.	7,047,968 B2	5/2006	Kniewasser
6,520,607 B2	2/2003	Pfaff	7,195,014 B2	3/2007	Hoffman
6,554,260 B1	4/2003	Lipscombe et al.	7,195,018 B1	3/2007	Goldstein
D484,970 S	1/2004	Renz et al.	D561,183 S *	2/2008	Lee et al. D14/318
6,754,081 B2	6/2004	Rude et al.	2006/0231097 A1 *	10/2006	Dougherty et al. 128/204.18
D493,520 S	7/2004	Bertinetti et al.	2007/0023044 A1 *	2/2007	Kwok et al. 128/204.23
6,820,609 B2	11/2004	Woodall, III et al.			

* cited by examiner

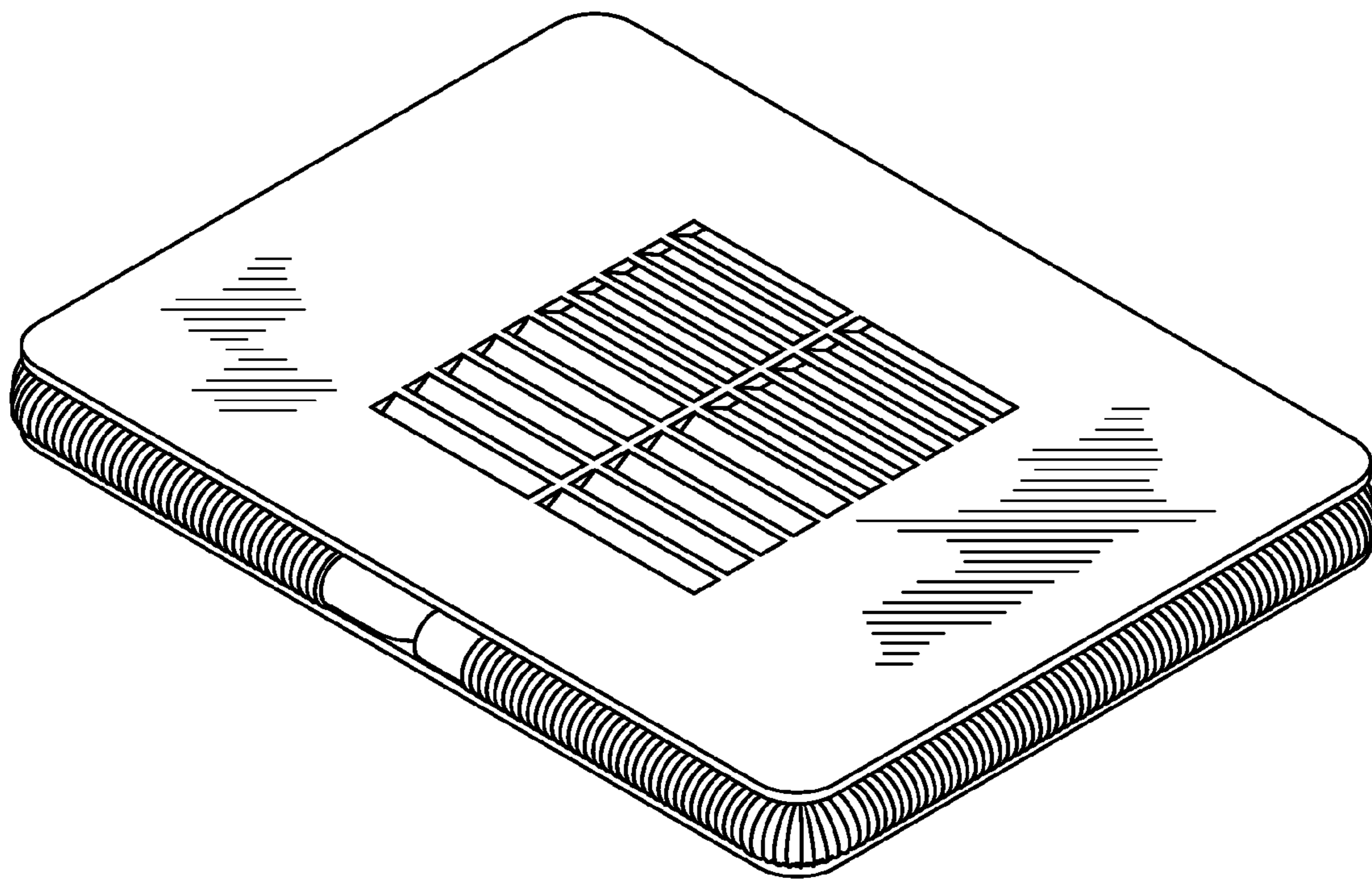


FIG. 1




FIG. 2




FIG. 3

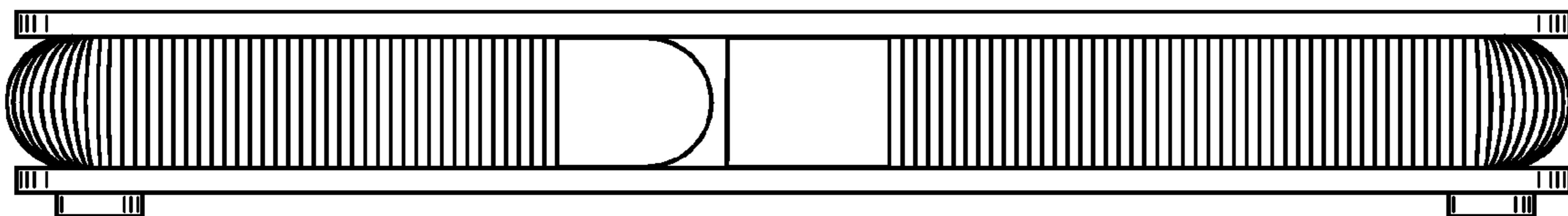


FIG. 4

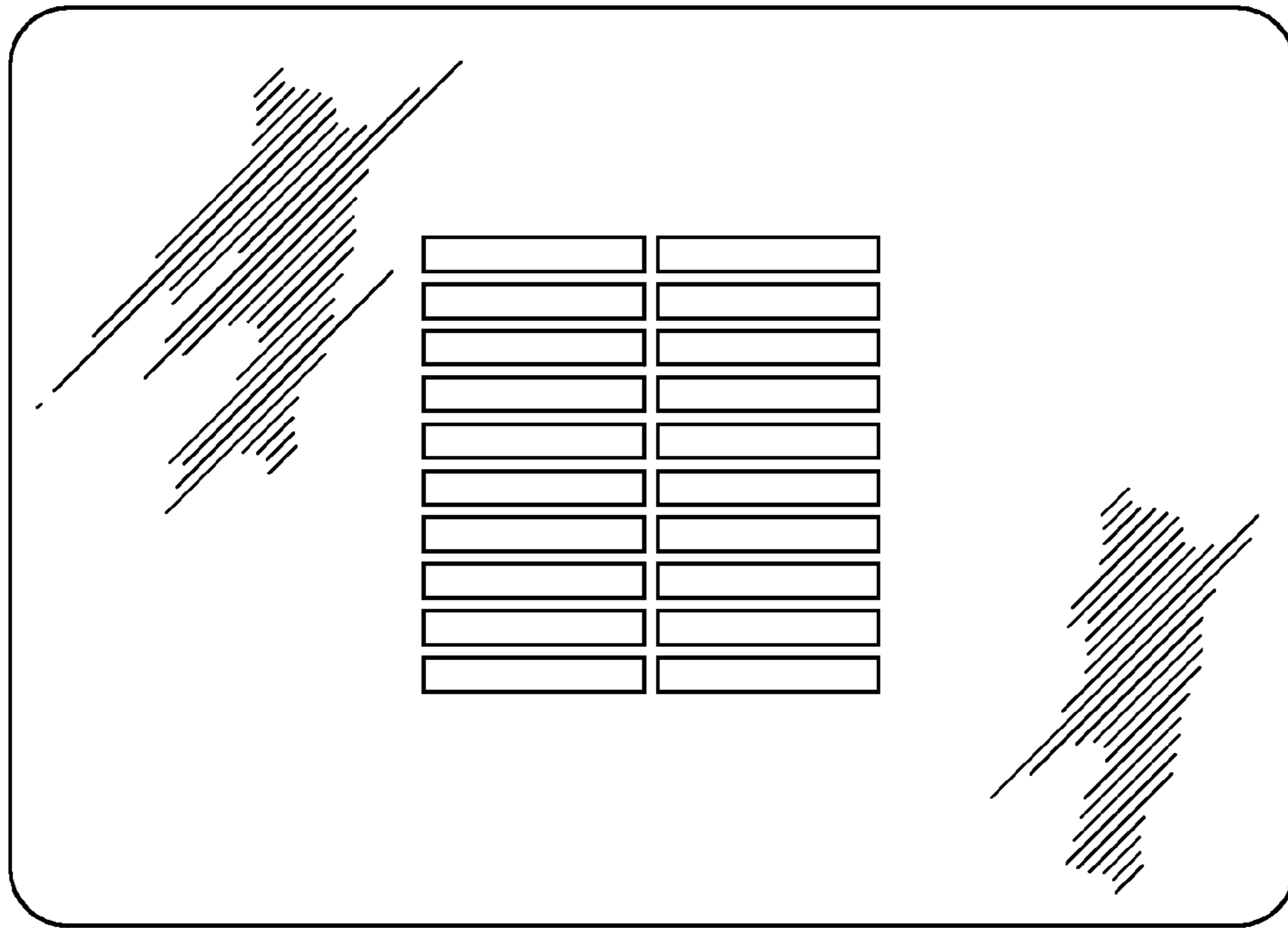


FIG. 5

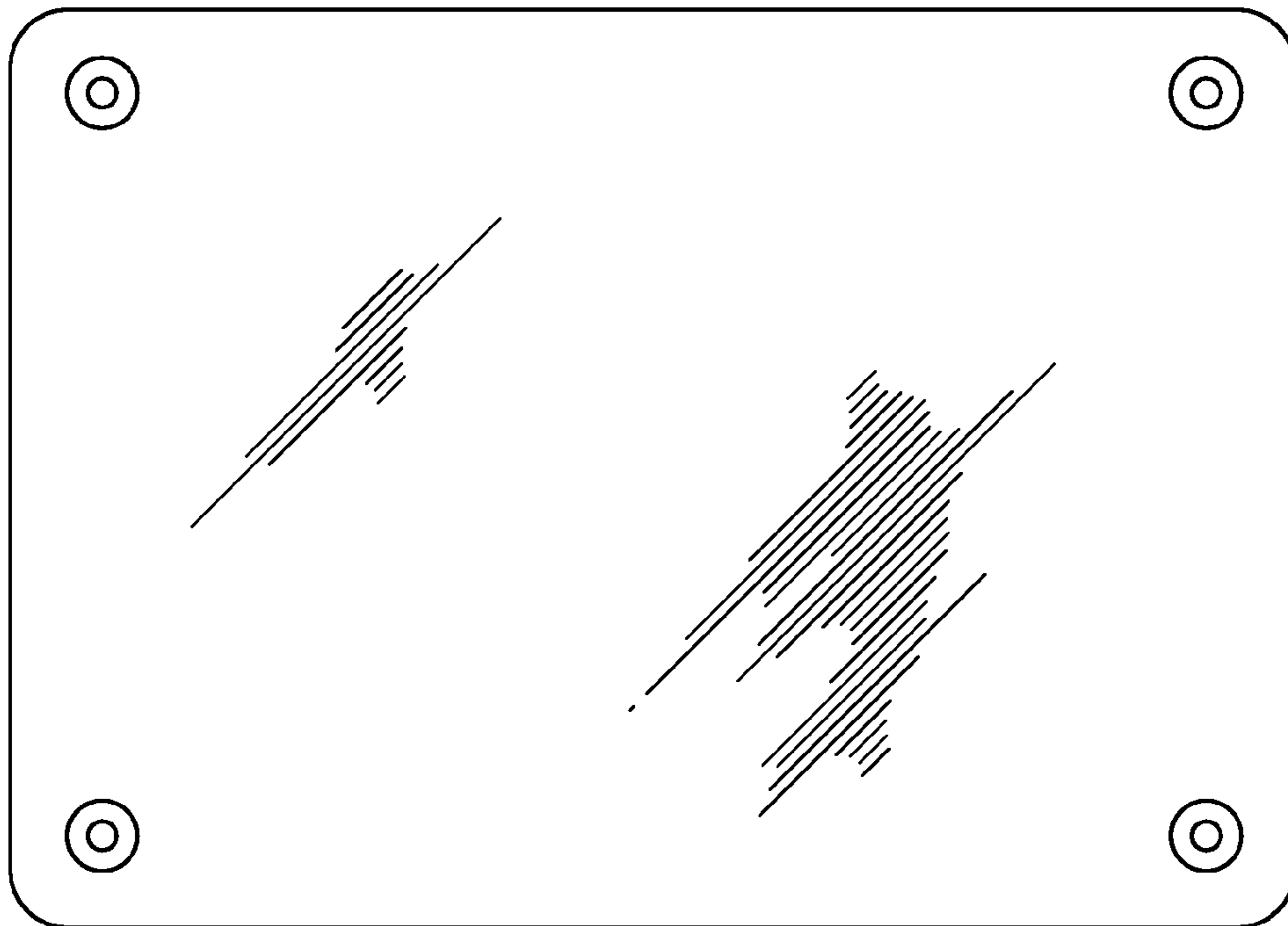


FIG. 6