



US00D583043S

(12) **United States Design Patent**
Demers et al.

(10) **Patent No.:** **US D583,043 S**
(45) **Date of Patent:** **** Dec. 16, 2008**

(54) **FAN CONSTRUCTION**

(75) Inventors: **Brian Joseph Demers**, Huntersville, NC (US); **Joseph Allen Berlepsch**, Mooresville, NC (US)

(73) Assignee: **Lowe's Companies, Inc.**, Mooresville, NC (US)

(**) Term: **14 Years**

(21) Appl. No.: **29/249,881**

(22) Filed: **Oct. 25, 2006**

(51) **LOC (8) Cl.** **23-04**

(52) **U.S. Cl.** **D23/411**

(58) **Field of Classification Search** D23/380,
D23/370, 378, 381, 382, 411, 335, 336; 416/246,
416/247 R; 248/676

See application file for complete search history.

(56) **References Cited**

U.S. PATENT DOCUMENTS

2,521,920	A *	9/1950	Koch	248/161
2,981,464	A *	4/1961	Omohundro	415/68
D336,333	S *	6/1993	Cook	D23/378
D539,414	S *	3/2007	Russak et al.	D23/411
D547,854	S *	7/2007	Russak et al.	D23/380

* cited by examiner

Primary Examiner—Lisa P Lichtenstein

(74) *Attorney, Agent, or Firm*—Moore & Van Allen PLLC; W. Kevin Ransom

(57) **CLAIM**

The ornamental design for a fan construction, as shown and described.

DESCRIPTION

FIG. 1 is a prospective view of a fan construction, according to one embodiment of the present invention;

FIG. 2 is an elevational view of the front side of the fan construction of FIG. 1;

FIG. 3 is an elevational view of the right side of the fan construction of FIG. 1;

FIG. 4 is an elevational view of the left side of the fan construction of FIG. 1;

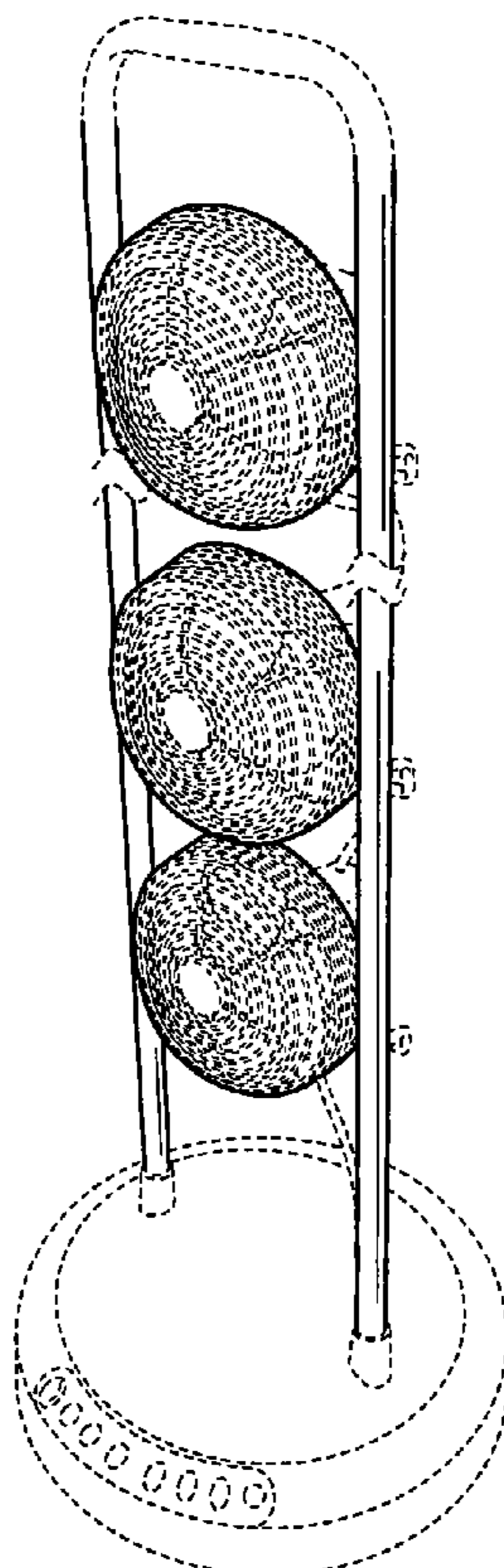
FIG. 5 is an elevational view of the rear side of the fan construction of FIG. 1;

FIG. 6 is a plan view of the top side of the fan construction of FIG. 1; and,

FIG. 7 is a plan view of the bottom side of the fan construction of FIG. 1.

The broken line showing of portions of a fan support and three fans is included for the purpose of illustrating environmental structure and forms no part of the claimed design.

1 Claim, 5 Drawing Sheets



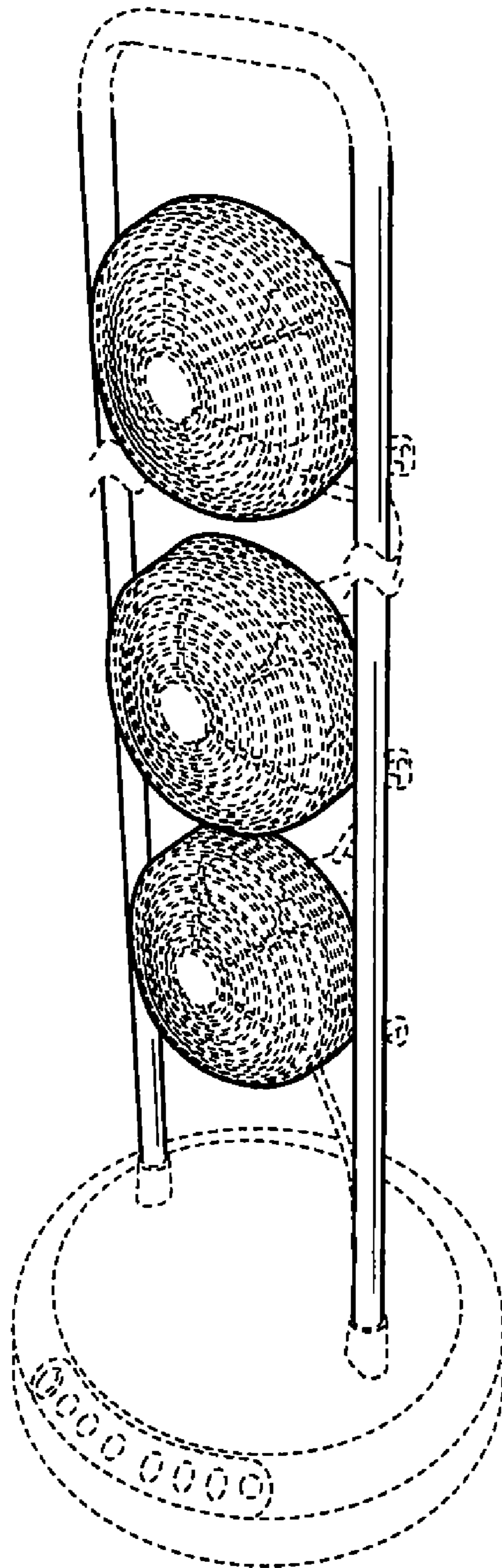


FIG. 1

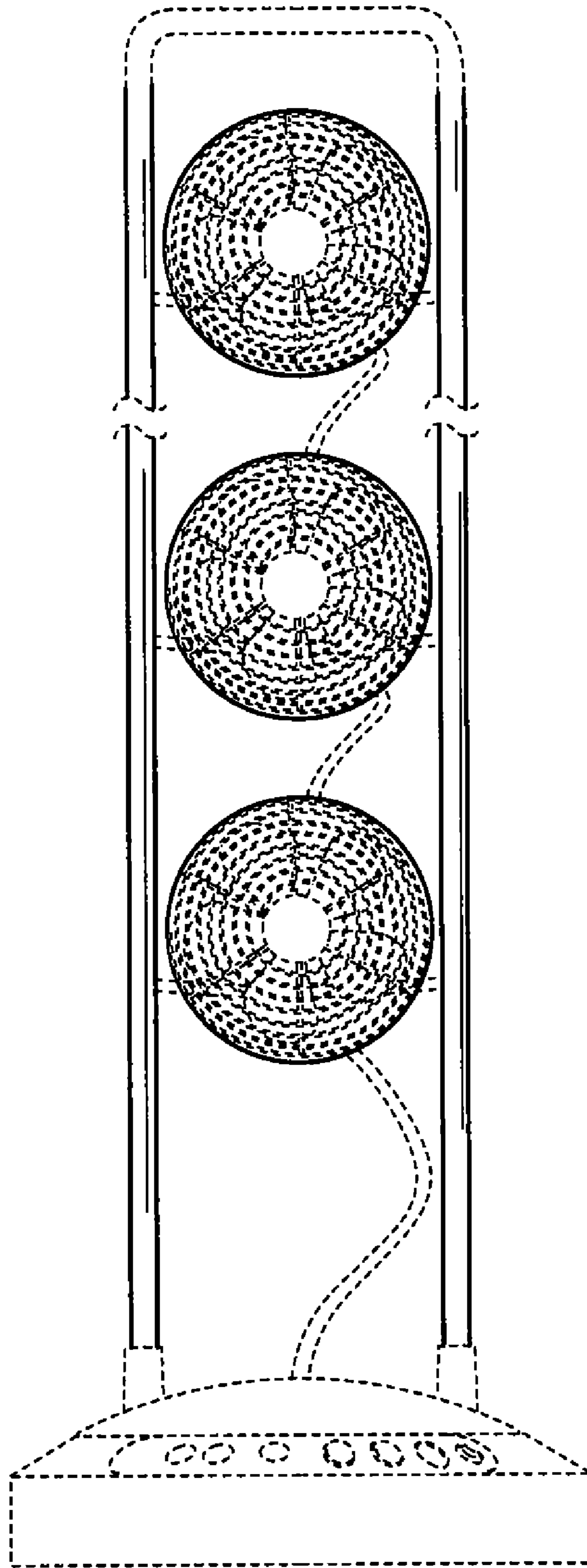


FIG. 2

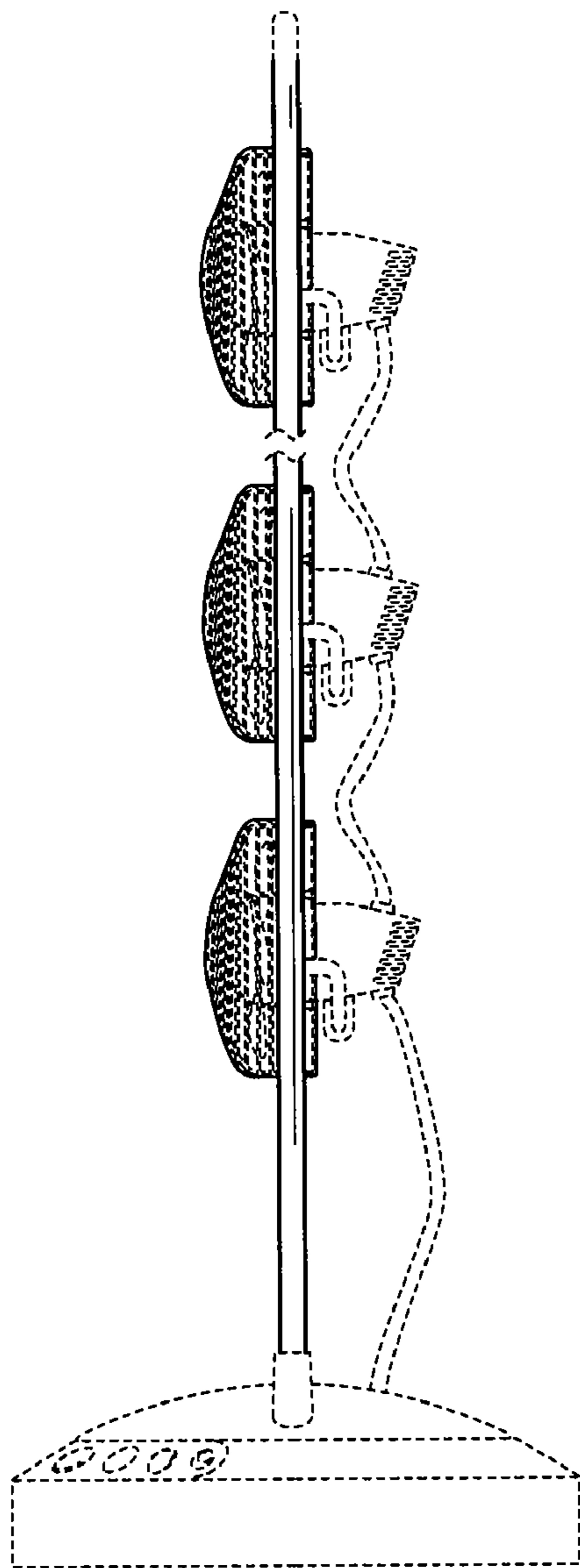


FIG. 3

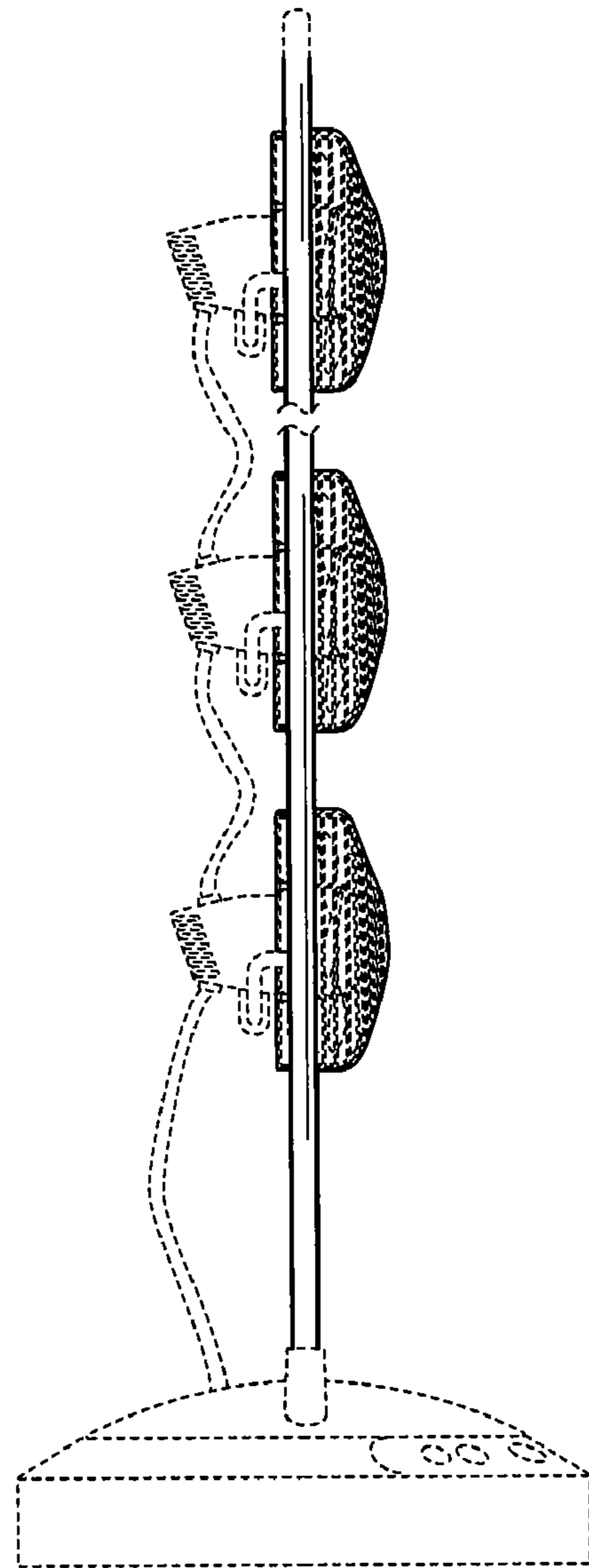


FIG. 4

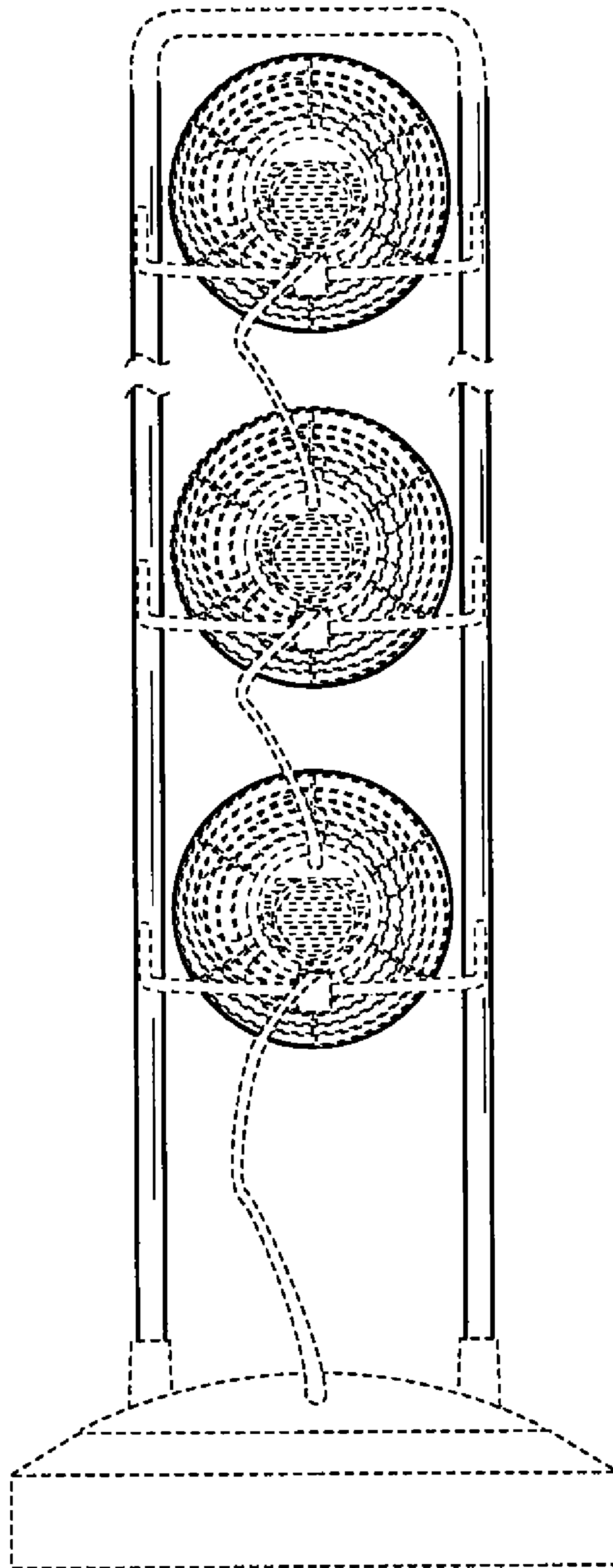


FIG. 5




FIG. 6




FIG. 7