



US00D583036S

(12) **United States Design Patent**  
**Nanda**

(10) **Patent No.:** **US D583,036 S**  
(45) **Date of Patent:** **\*\* Dec. 16, 2008**

(54) **CASTLE HUMIDIFIER**

(75) Inventor: **Puneet Nanda**, Cerritos, CA (US)

(73) Assignee: **Dr. Fresh, Inc.**, Buena Park, CA (US)

(\*\*) Term: **14 Years**

(21) Appl. No.: **29/306,530**

(22) Filed: **Apr. 10, 2008**

(51) **LOC (8) Cl.** ..... **23-04**

(52) **U.S. Cl.** ..... **D23/356; D21/510**

(58) **Field of Classification Search** ..... D23/356,  
D23/355, 364, 359, 360, 362, 352, 366, 369,  
D23/332, 333, 335, 336, 342, 351; D21/510,  
D21/340, 483, 484, 491, 493, 827, 814, 816;  
422/120, 122; 55/356, 473, 504; 96/97;  
D14/188, 170, 172; 261/DIG. 17, DIG. 65,  
261/DIG. 88, DIG. 31; 446/476; 434/79;  
D6/434, 451; D10/11; 206/457

See application file for complete search history.

(56) **References Cited**

**U.S. PATENT DOCUMENTS**

- D262,902 S \* 2/1982 Duarte ..... D21/510
- D276,634 S \* 12/1984 Pope ..... D21/510
- D311,432 S \* 10/1990 Cattoni ..... D21/816
- D333,328 S \* 2/1993 Aker et al. .... D21/510
- D342,697 S \* 12/1993 Delson ..... D11/157

- 5,394,989 A \* 3/1995 Delson ..... 206/457
- D368,393 S \* 4/1996 Darneille ..... D6/451
- D372,056 S \* 7/1996 Norton ..... D21/510
- D393,303 S \* 4/1998 Van Wagenen ..... D21/827
- 6,581,822 B1 \* 6/2003 Garran ..... 206/457
- D493,506 S \* 7/2004 Birchenough ..... D21/510
- D498,083 S \* 11/2004 Bishop ..... D6/434
- 2004/0176012 A1 \* 9/2004 Hirtz ..... 446/476

\* cited by examiner

*Primary Examiner*—T. Chase Nelson

*Assistant Examiner*—David G Muller

(74) *Attorney, Agent, or Firm*—Knobbe, Martens, Olson & Bear, LLP

(57) **CLAIM**

The ornamental design for a castle humidifier, as shown.

**DESCRIPTION**

FIG. 1 is a top, front, and right side perspective of an embodiment of a castle humidifier embodying my new design.

FIG. 2 is a front elevation view thereof;

FIG. 3 is a rear elevation view thereof;

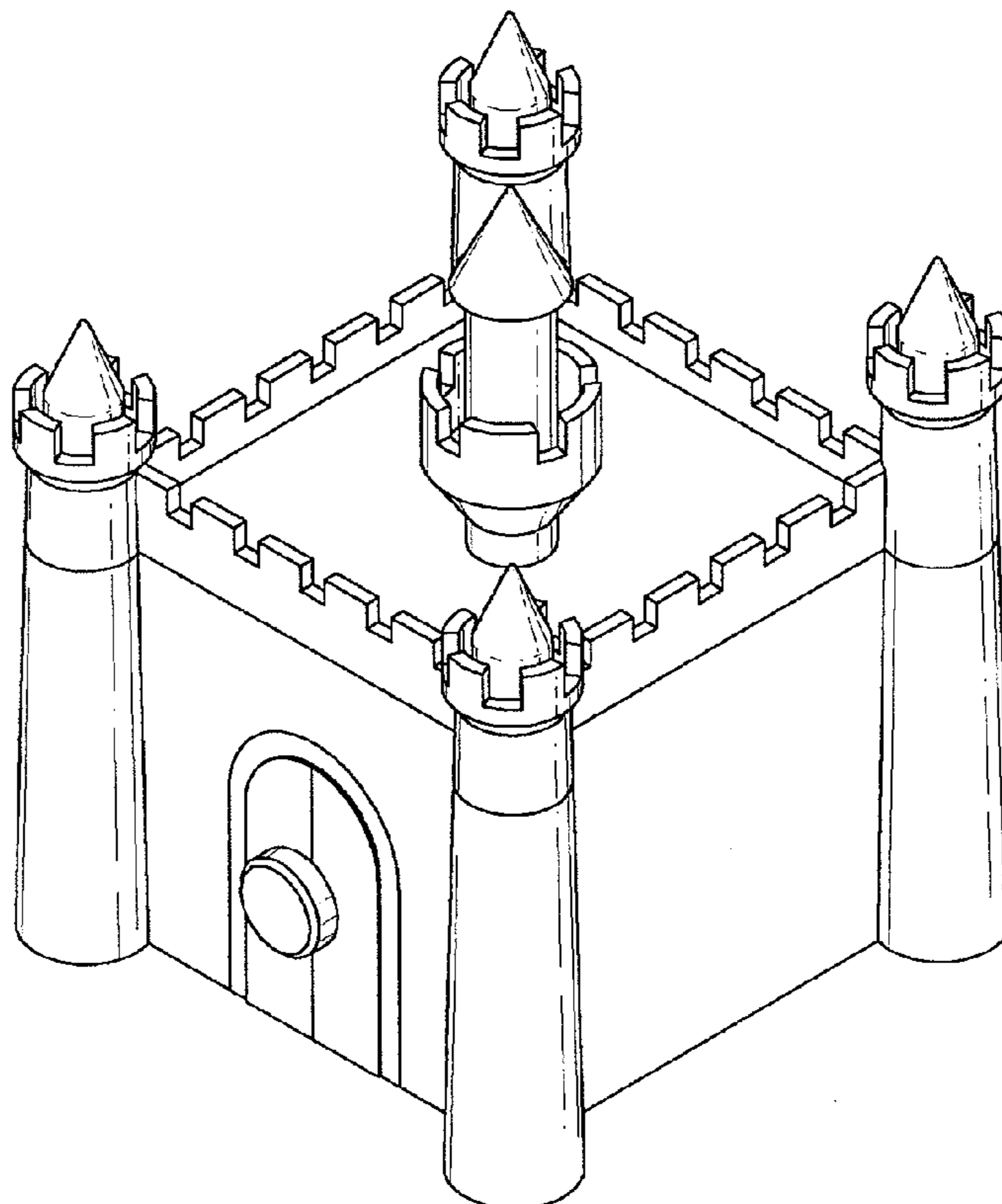
FIG. 4 is a right side view thereof;

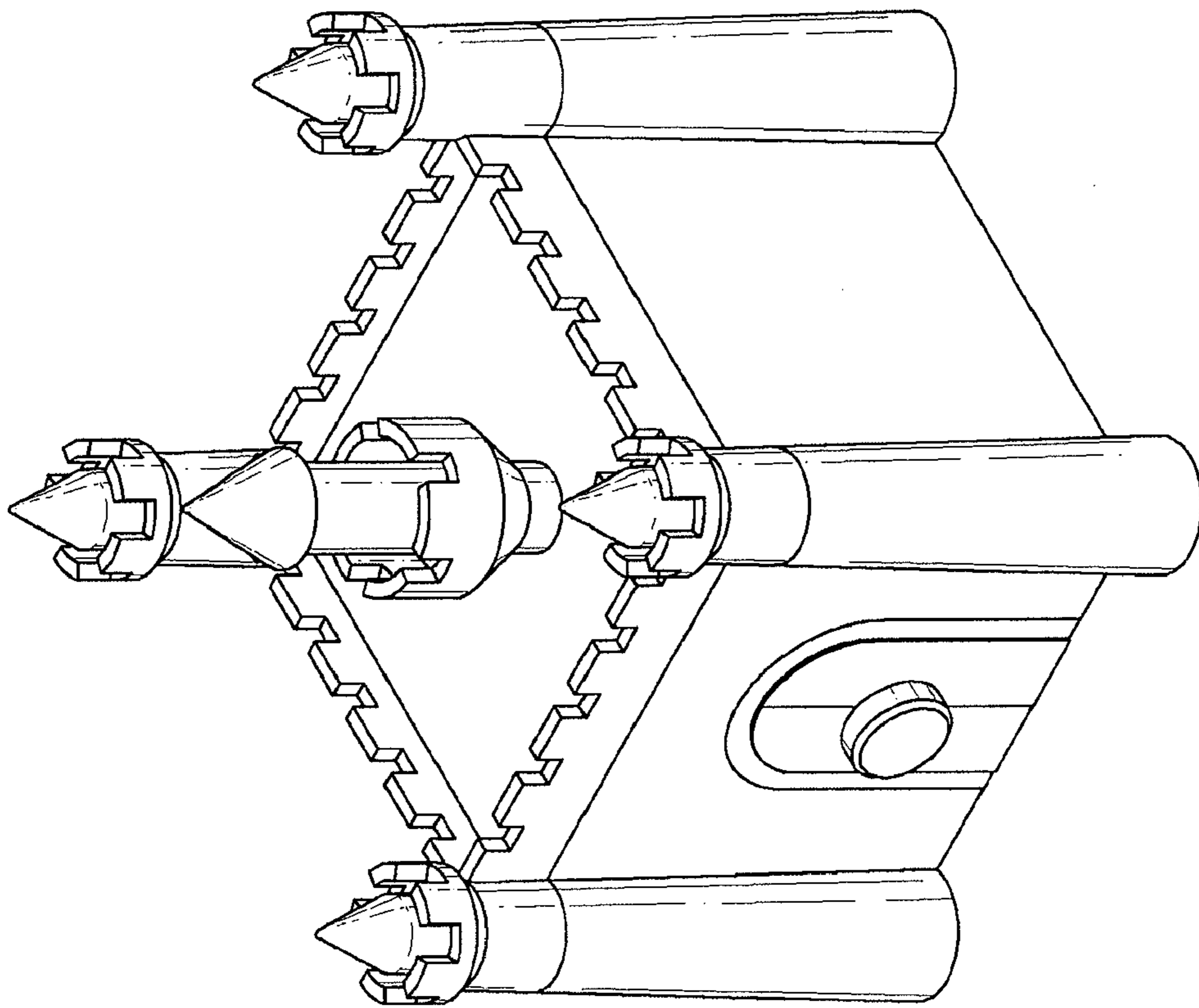
FIG. 5 left side view thereof;

FIG. 6 is a top plan view thereof; and,

FIG. 7 is a bottom plan view thereof.

**1 Claim, 7 Drawing Sheets**





*FIG. 1*



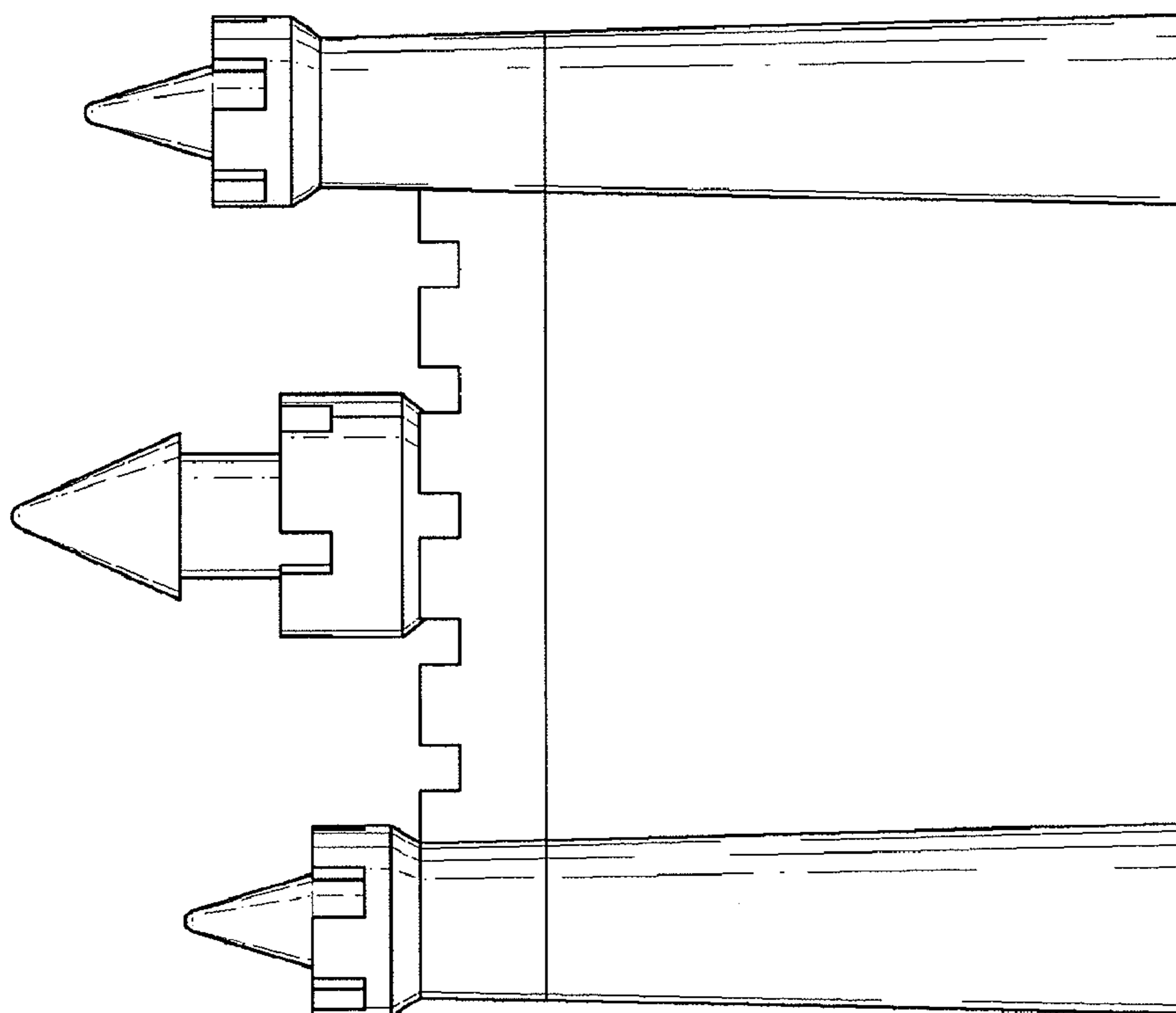


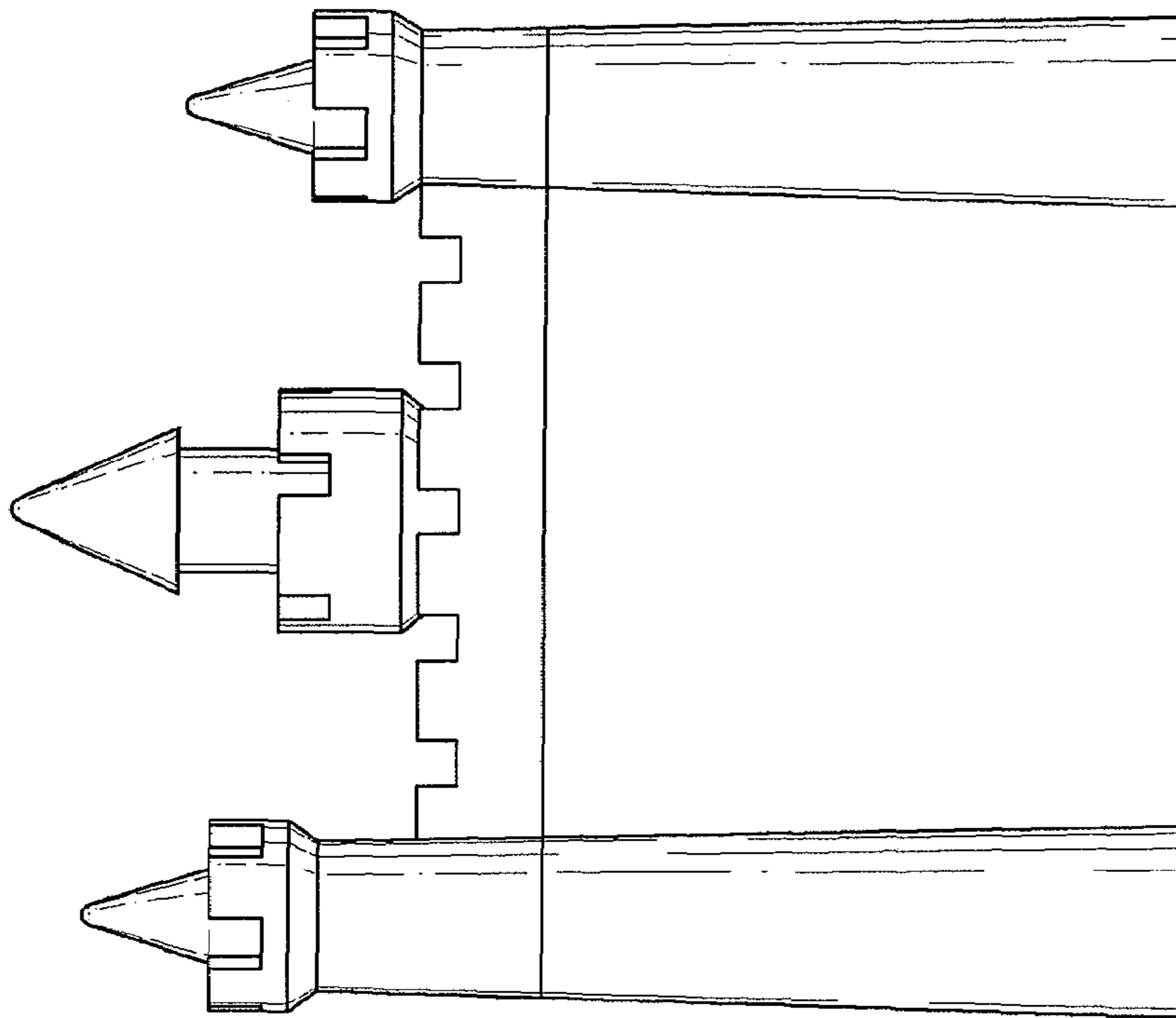
FIG. 2



*FIG. 3*



*FIG. 4*



*FIG. 5*

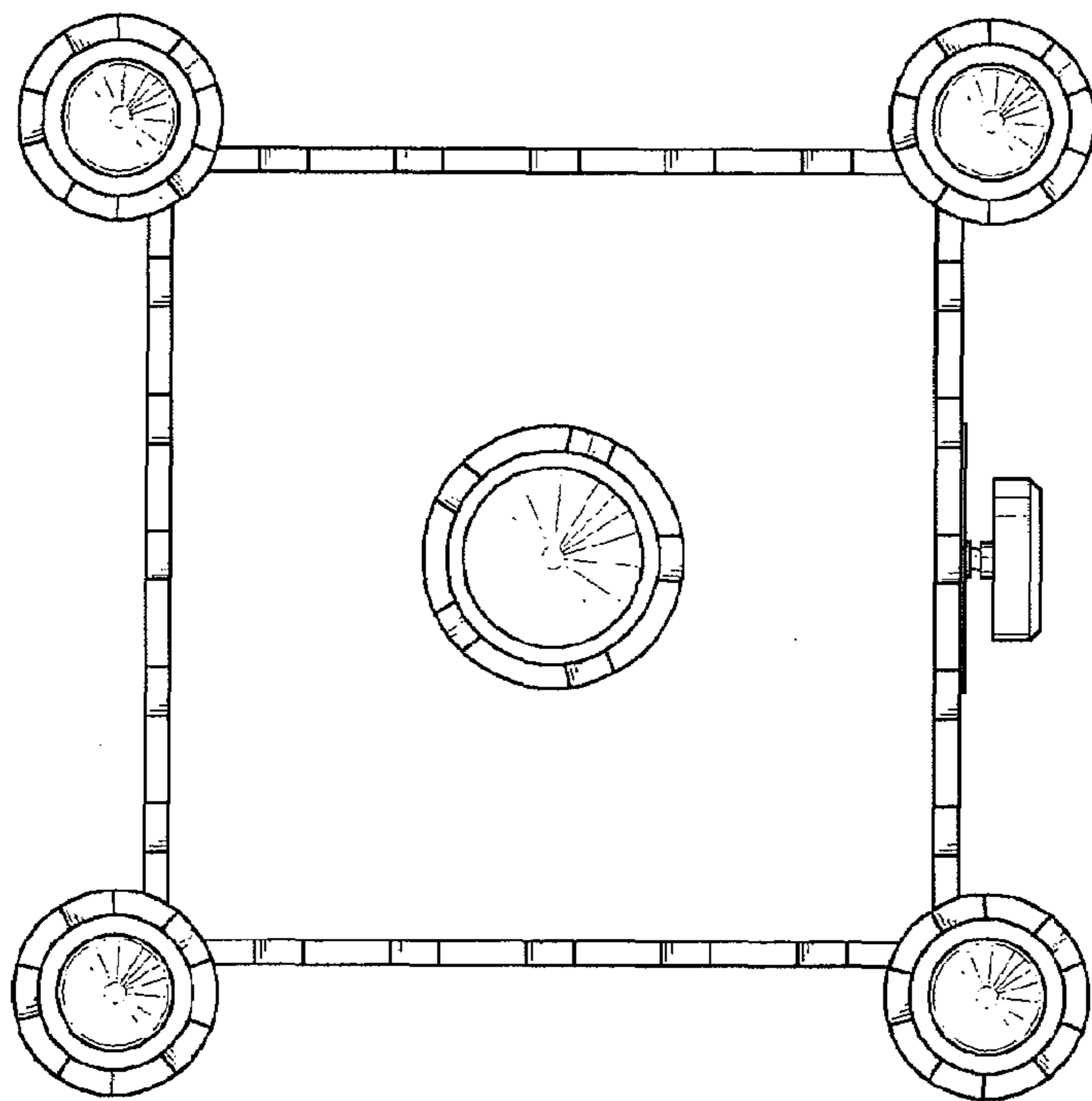
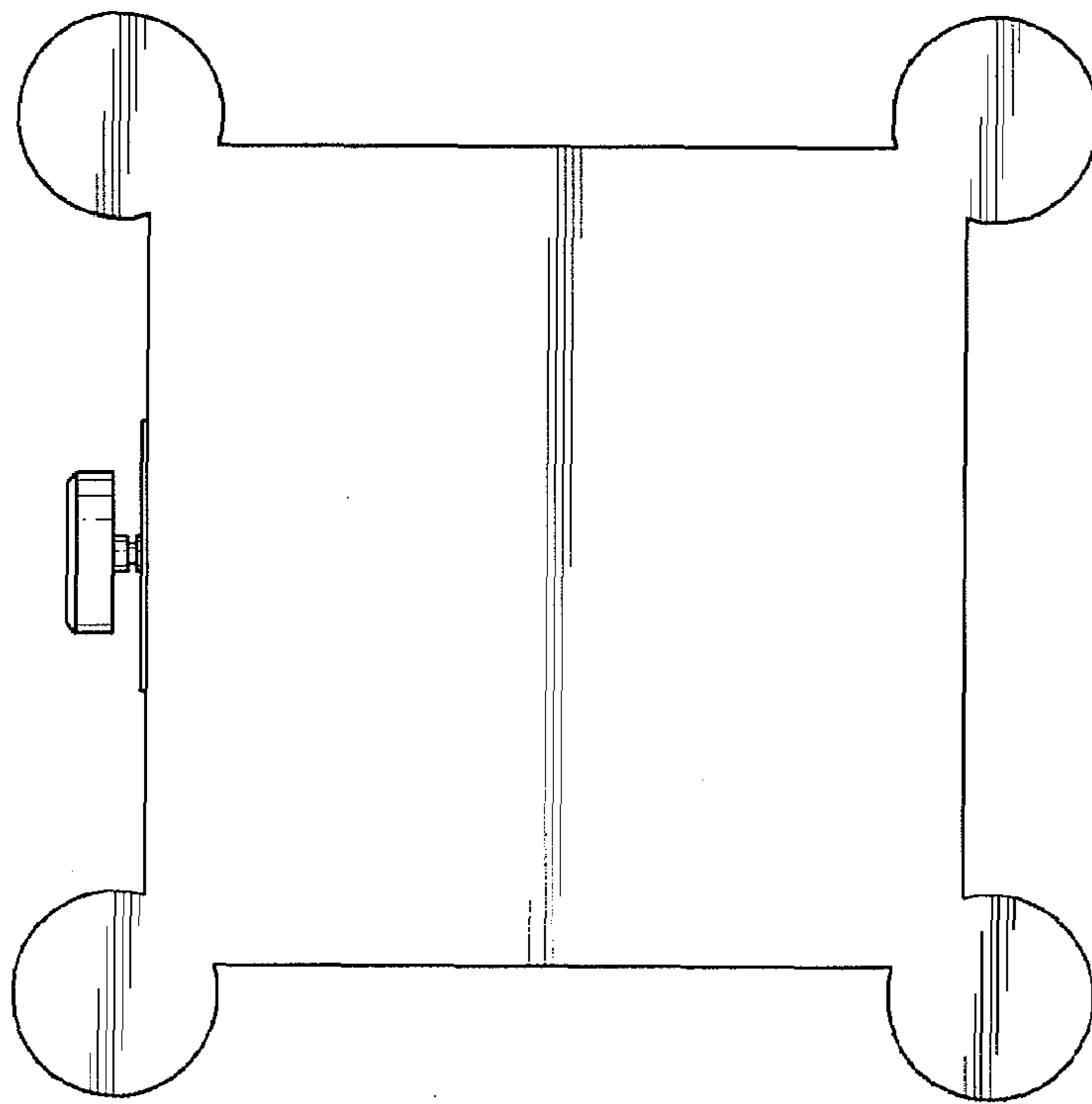


FIG. 6



*FIG. 7*