



US00D583032S

(12) **United States Design Patent**
Lovatt

(10) **Patent No.:** **US D583,032 S**
(45) **Date of Patent:** **** Dec. 16, 2008**

(54) **TOILET SEAT ADAPTOR AND POTTY**

(75) Inventor: **Christopher Lovatt**, Chippenham (GB)

(73) Assignees: **Alan Frederick Sandy**, Devon (GB);
Gillian Paula Wright, Buckinghamshire (GB)

(**) Term: **14 Years**

(21) Appl. No.: **29/295,940**

(22) Filed: **Oct. 10, 2007**

(30) **Foreign Application Priority Data**

Apr. 10, 2007 (EM) 000705991-0001

(51) **LOC (8) Cl.** **23-02**

(52) **U.S. Cl.** **D23/296**

(58) **Field of Classification Search** D23/273-274,
D23/295-299, 303, 309; 4/663-664, 300,
4/312, 329, 348, 352-353

See application file for complete search history.

(56) **References Cited**

U.S. PATENT DOCUMENTS

3,235,884 A * 2/1966 Rehsteiner D23/296
D209,568 S * 12/1967 De Castro D23/296
D271,614 S * 11/1983 Martin D23/299

5,155,871 A * 10/1992 Sams 4/484
D340,512 S * 10/1993 Geneve et al. D23/296
6,341,386 B1 * 1/2002 Phillips et al. 4/484

FOREIGN PATENT DOCUMENTS

WO WO 89/11317 11/1989

* cited by examiner

Primary Examiner—Robert A Delehanty

(74) *Attorney, Agent, or Firm*—Christie, Parker & Hale, LLP

(57) **CLAIM**

The ornamental design for toilet seat adaptor and potty, as shown and described.

DESCRIPTION

FIG. 1 is a top perspective view of the toilet seat adaptor and potty with the legs extended down, the opposite side being identical;

FIG. 2 is a top elevation view thereof with the legs folded under, the opposite side being identical; and,

FIG. 3 is a top perspective view thereof with the legs extended out in opposite direction.

The broken line showing of features of the interior of the legs is for illustrative purposes only and forms no part of the claimed design.

1 Claim, 3 Drawing Sheets

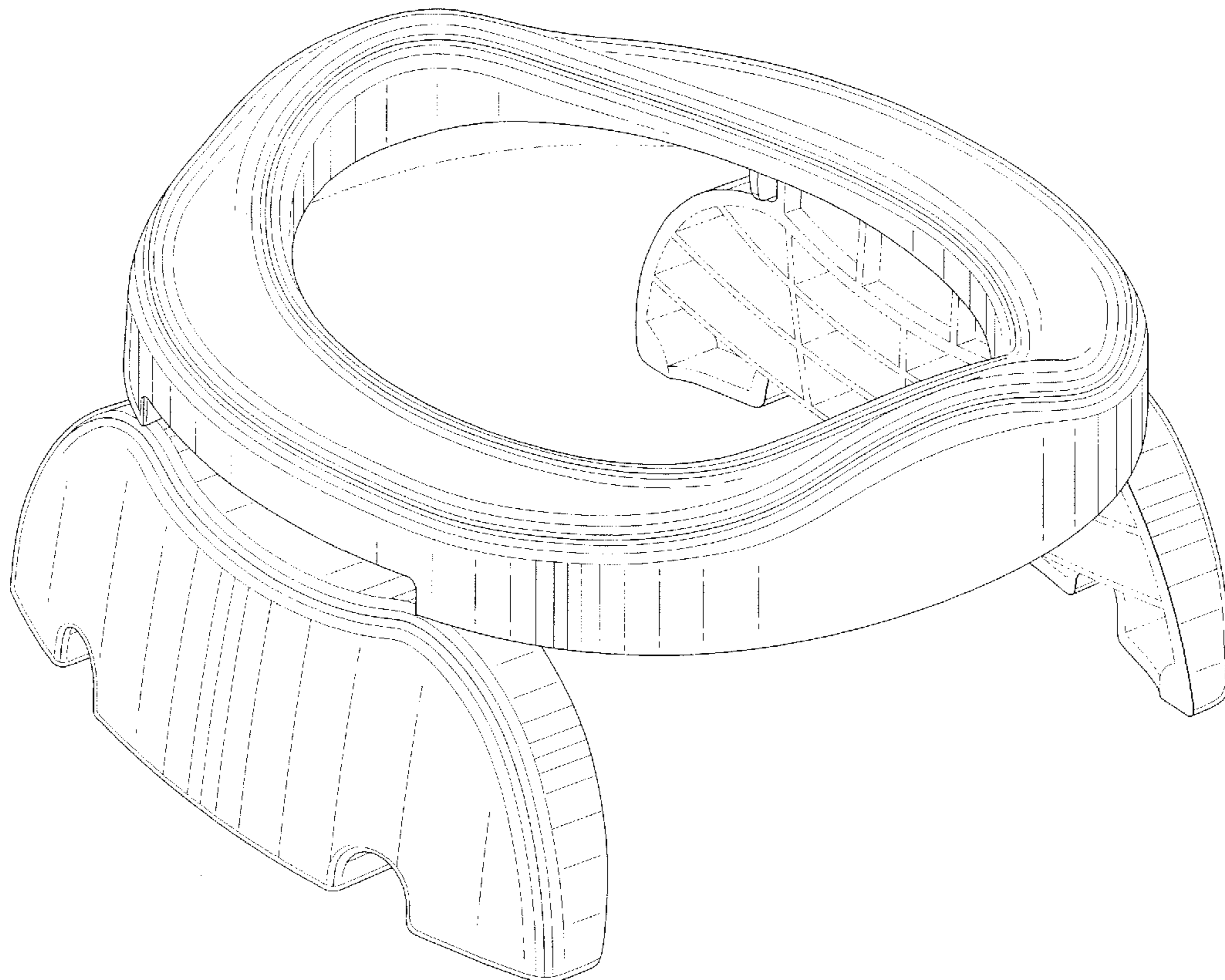


FIG. 1

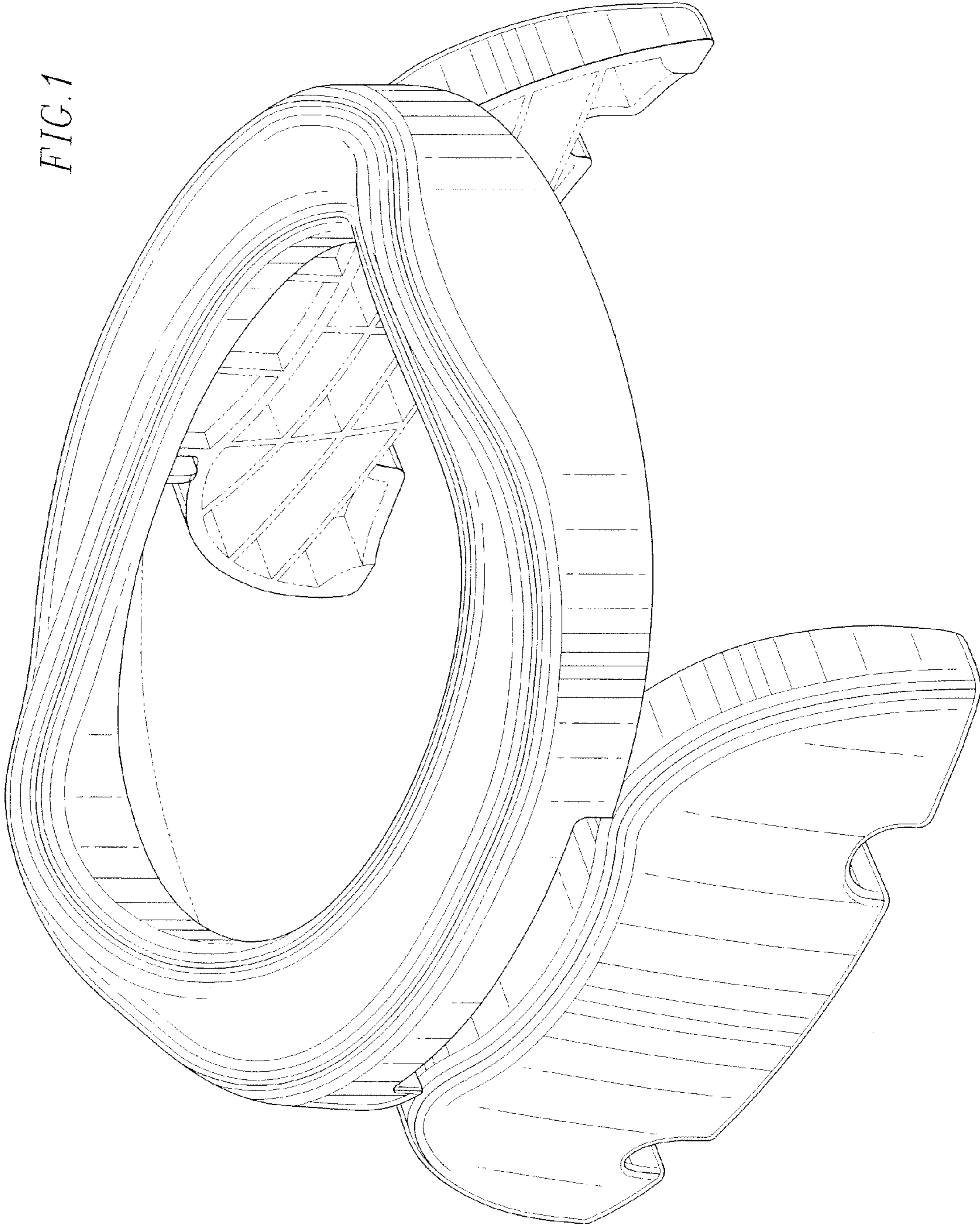


FIG. 2

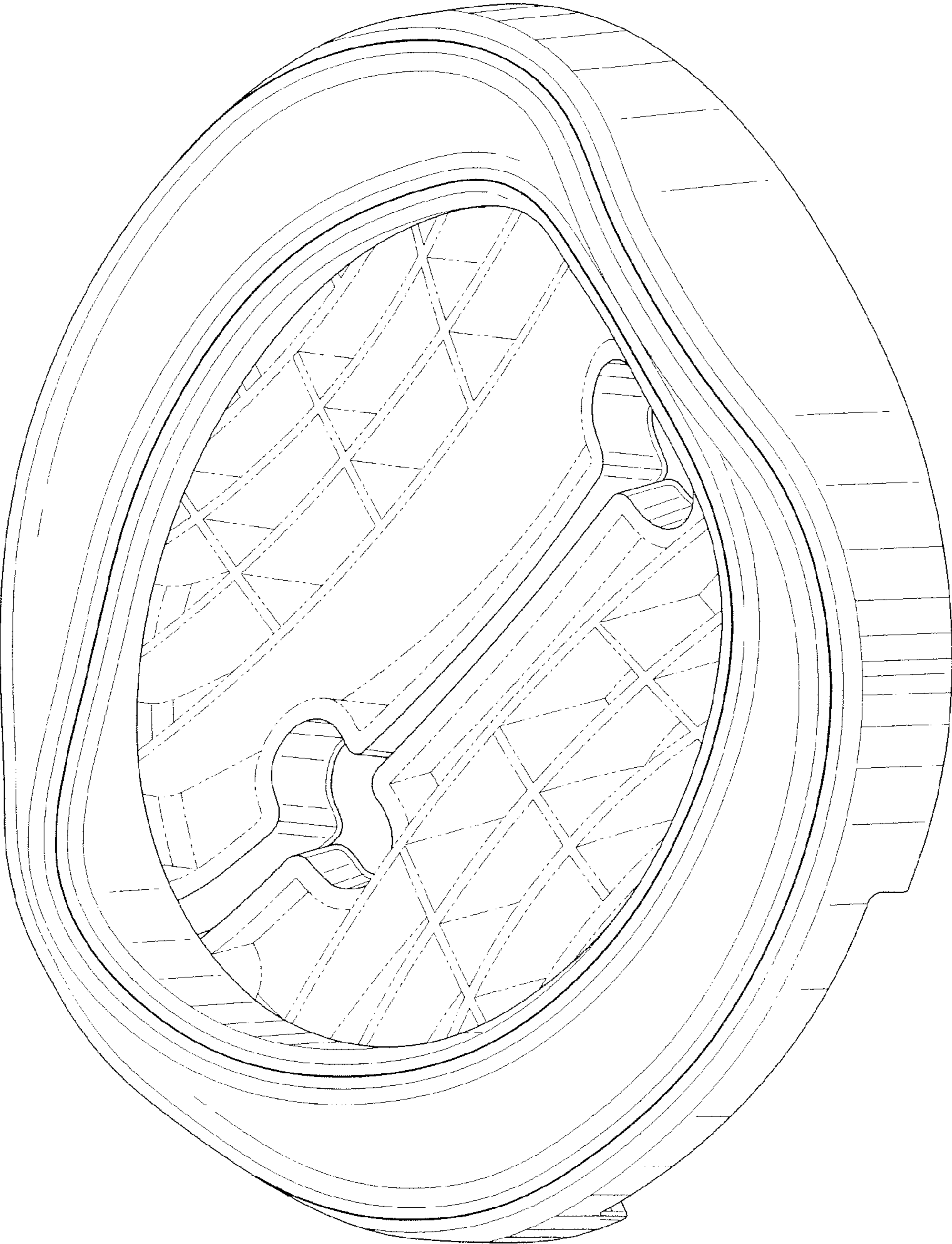


FIG. 3

