



US00D583025S

(12) **United States Design Patent**
Hanna

(10) **Patent No.:** **US D583,025 S**
(45) **Date of Patent:** **** Dec. 16, 2008**

(54) **SPOUT**
(75) Inventor: **Aaron Hanna**, Corona, CA (US)
(73) Assignee: **Newfrey LLC**, Newark, DE (US)
(**) Term: **14 Years**
(21) Appl. No.: **29/302,450**
(22) Filed: **Jan. 17, 2008**

D538,893 S 3/2007 Gilbert
D539,871 S 4/2007 Hanna
D540,434 S 4/2007 Chu et al.
D550,330 S 9/2007 Muellenmeister
2007/0137714 A1 6/2007 Meehan et al.

* cited by examiner

Primary Examiner—Robert A Delehanty
(74) *Attorney, Agent, or Firm*—Richard J. Veltman; John D. DelPonti

(51) **LOC (8) Cl.** **23-01**
(52) **U.S. Cl.** **D23/255**
(58) **Field of Classification Search** D23/255–257,
D23/238–243; 4/675–678; 137/801
See application file for complete search history.

(57) **CLAIM**

The ornamental design for a spout, as shown and described.

DESCRIPTION

FIG. 1 is a perspective view of a spout showing my new design.

FIG. 2 is a front view of a spout according to FIG. 1.

FIG. 3 is a back view of a spout according to FIG. 1.

FIG. 4 is a top view of a spout according to FIG. 1.

FIG. 5 is a bottom view of a spout according to FIG. 1; and,

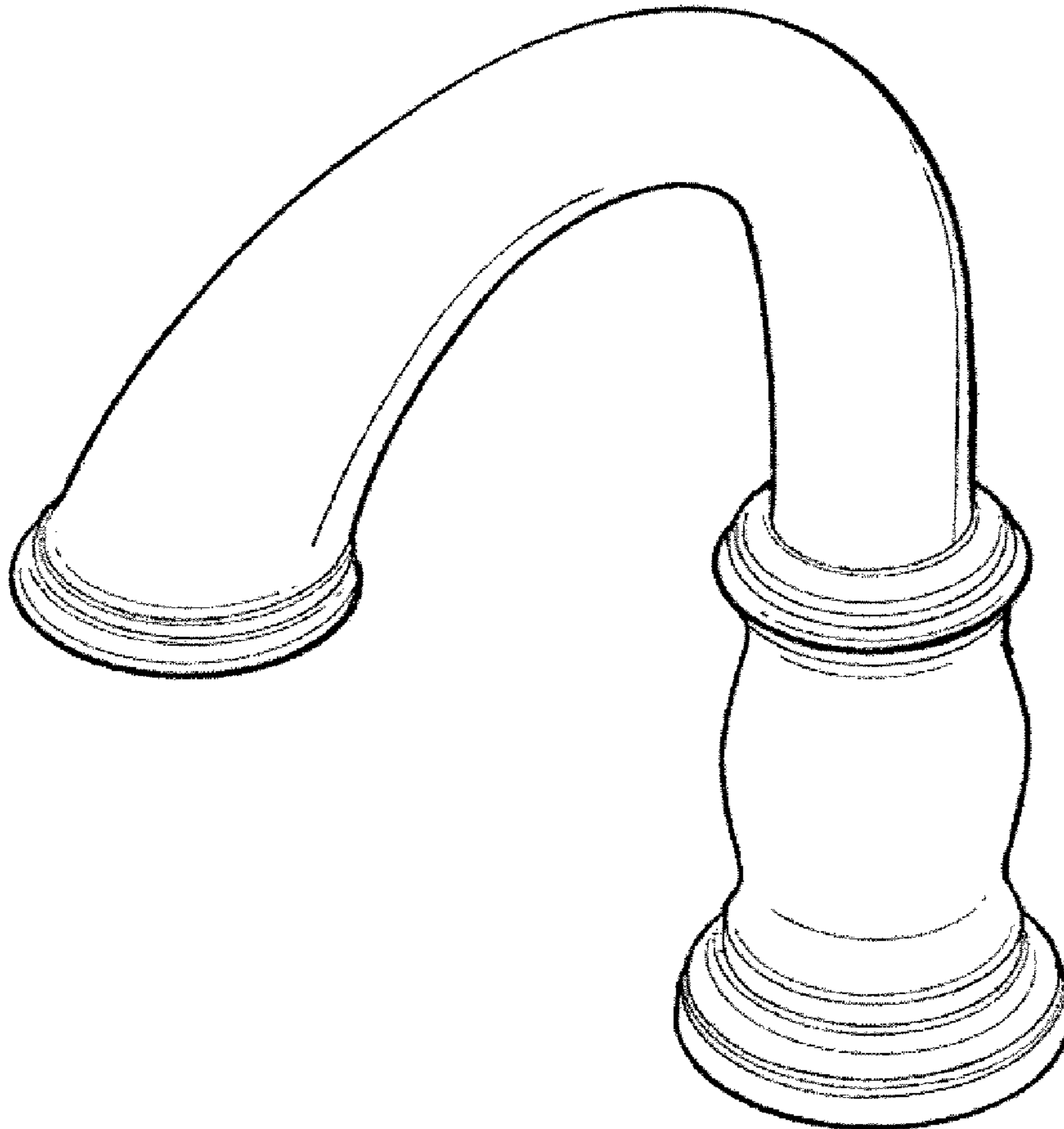
FIG. 6 is a right side view of a spout according to FIG. 1, with the left side view being a mirror image thereof.

(56) **References Cited**

U.S. PATENT DOCUMENTS

D470,224 S 2/2003 Hanna
D488,542 S 4/2004 Spiegelberg et al.
D492,014 S 6/2004 Lin
D493,867 S 8/2004 Shahar
D522,105 S * 5/2006 Fritz D23/255
D527,075 S 8/2006 Wood et al.
D533,257 S 12/2006 Kemp et al.

1 Claim, 4 Drawing Sheets



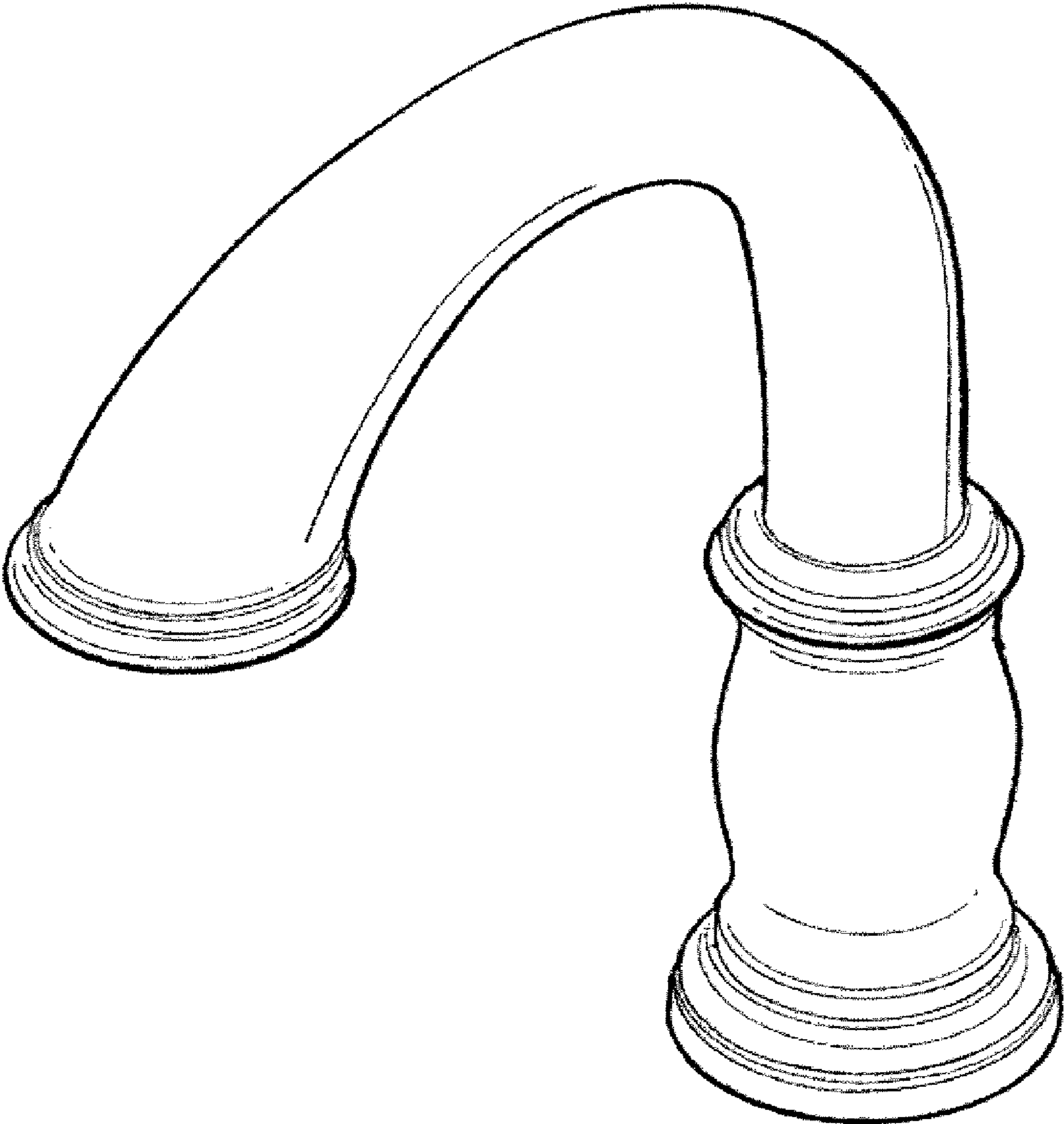


FIG. 1




FIG. 2




FIG. 3




FIG. 4

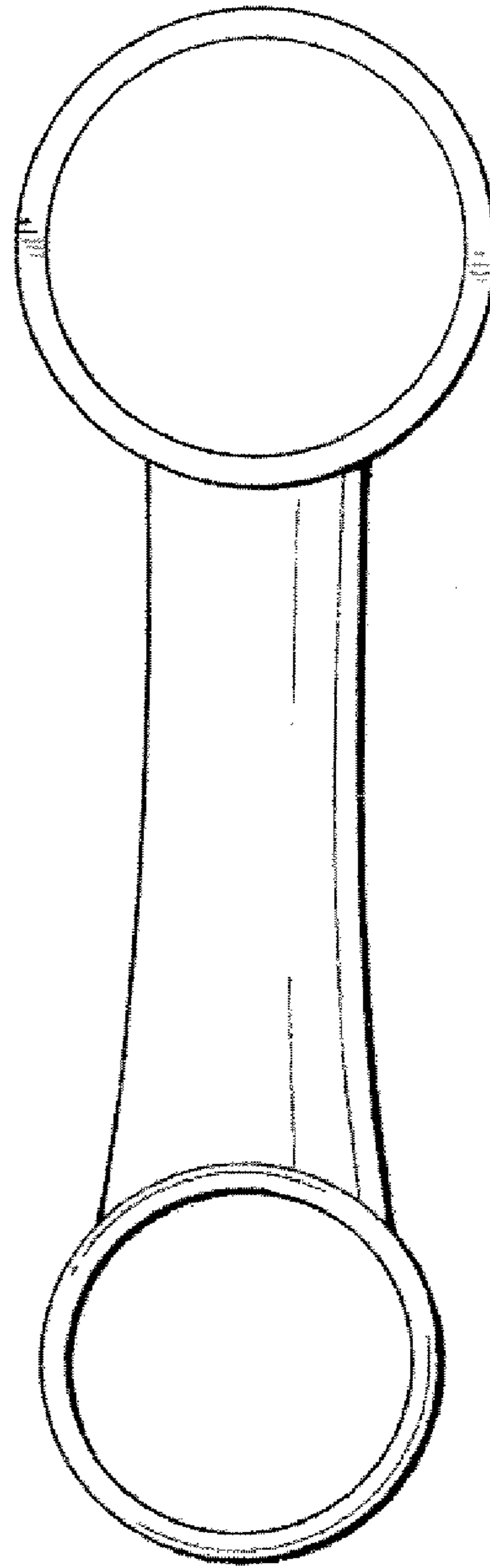


FIG. 5

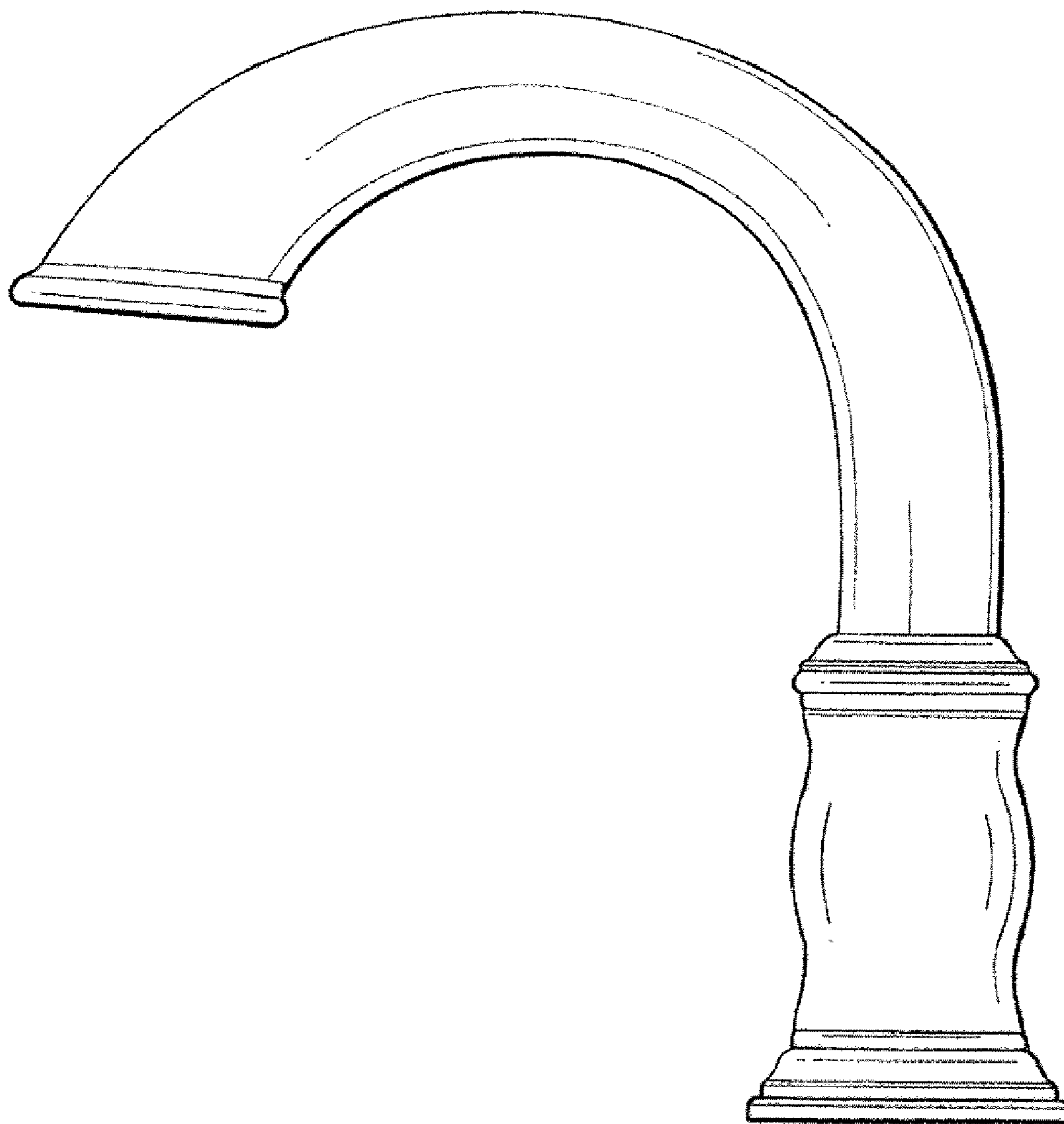


FIG. 6