



US00D583023S

(12) **United States Design Patent**
Downey et al.

(10) **Patent No.:** **US D583,023 S**

(45) **Date of Patent:** **** Dec. 16, 2008**

(54) **FAUCET SPOUT**

(75) Inventors: **David R. Downey**, Garden Grove, CA (US); **Aaron Hanna**, Corona, CA (US)

(73) Assignee: **Newfrey LLC**, Newark, DE (US)

(**) Term: **14 Years**

(21) Appl. No.: **29/286,561**

(22) Filed: **May 12, 2007**

(51) **LOC (8) Cl.** **23-01**

(52) **U.S. Cl.** **D23/255**

(58) **Field of Classification Search** D23/255-257, D23/238-243; 4/675-678; 137/801

See application file for complete search history.

(56) **References Cited**

U.S. PATENT DOCUMENTS

D291,236 S	8/1987	Delepine	
D296,354 S	6/1988	Fabian	
D300,653 S	4/1989	Paul	
D329,688 S	9/1992	Yost	
D349,757 S	8/1994	Altman	
D408,505 S	4/1999	Garcia	
D448,453 S	9/2001	Lord	
D463,535 S	9/2002	Singtoroj	
D465,011 S	10/2002	Singtoroj et al.	
D465,829 S	11/2002	Singtoroj	
D469,505 S	1/2003	Marshall	
D469,518 S *	1/2003	Bates et al. D23/257

D486,563 S	2/2004	Hsieh	
D515,669 S	2/2006	Ying-Hui et al.	
D518,151 S	3/2006	Ito	
D519,610 S	4/2006	Fritz	
D525,682 S	7/2006	Gilbert	
D573,698 S *	7/2008	Downey D23/257

* cited by examiner

Primary Examiner—Robert A Delehanty
(74) *Attorney, Agent, or Firm*—Richard J. Veltman; John D. DelPonti

(57) **CLAIM**

The ornamental design for a faucet spout, as shown and described.

DESCRIPTION

FIG. 1 is a perspective view of a faucet spout showing a new design;

FIG. 2 is a front view thereof;

FIG. 3 is a back view thereof;

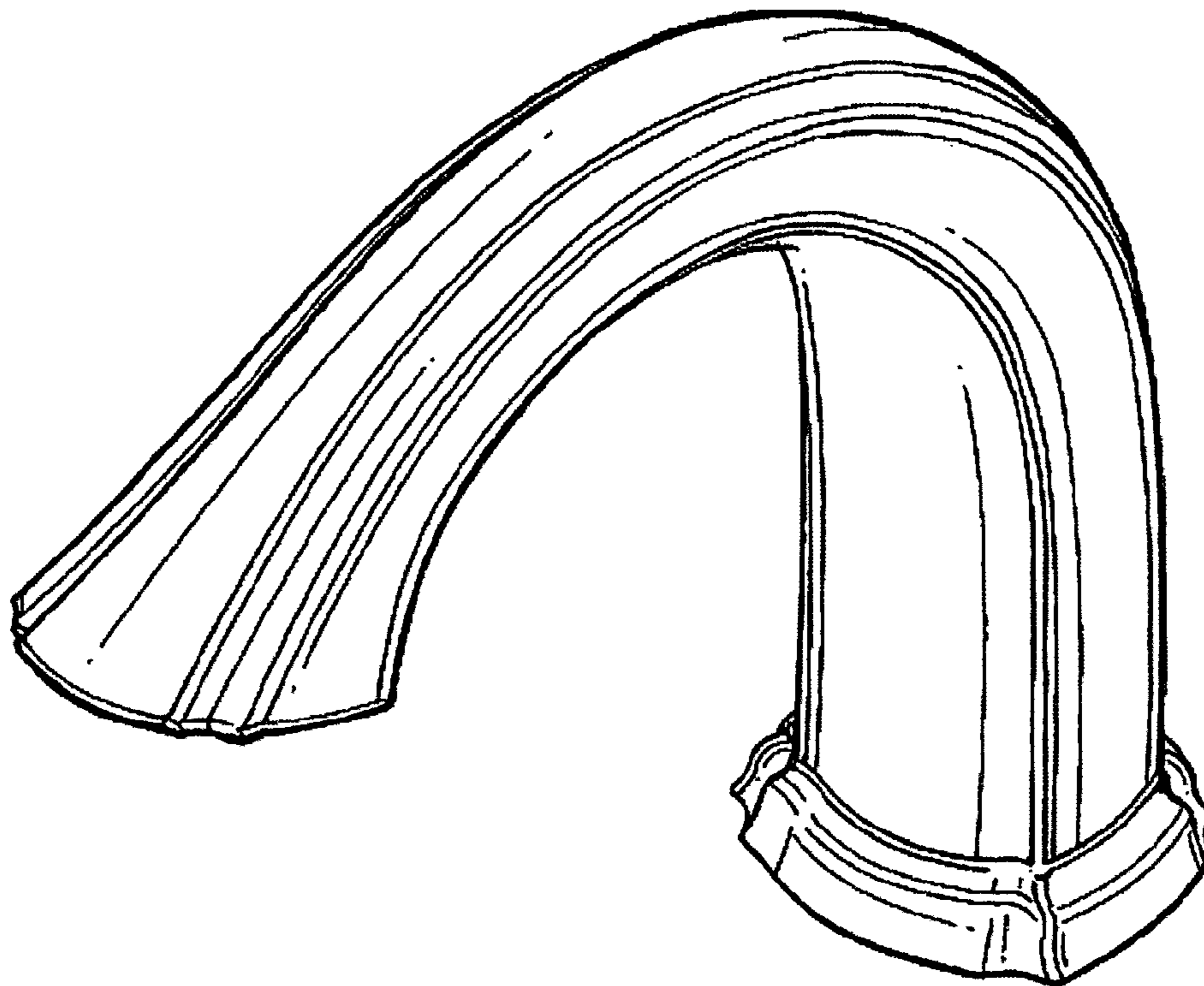
FIG. 4 is a top view thereof;

FIG. 5 is a bottom view thereof; and,

FIG. 6 is a right side view (the left side view being a mirror image) thereof.

The broken lines in the Figures are for illustrative purposes only and form no part of the claimed design.

1 Claim, 4 Drawing Sheets



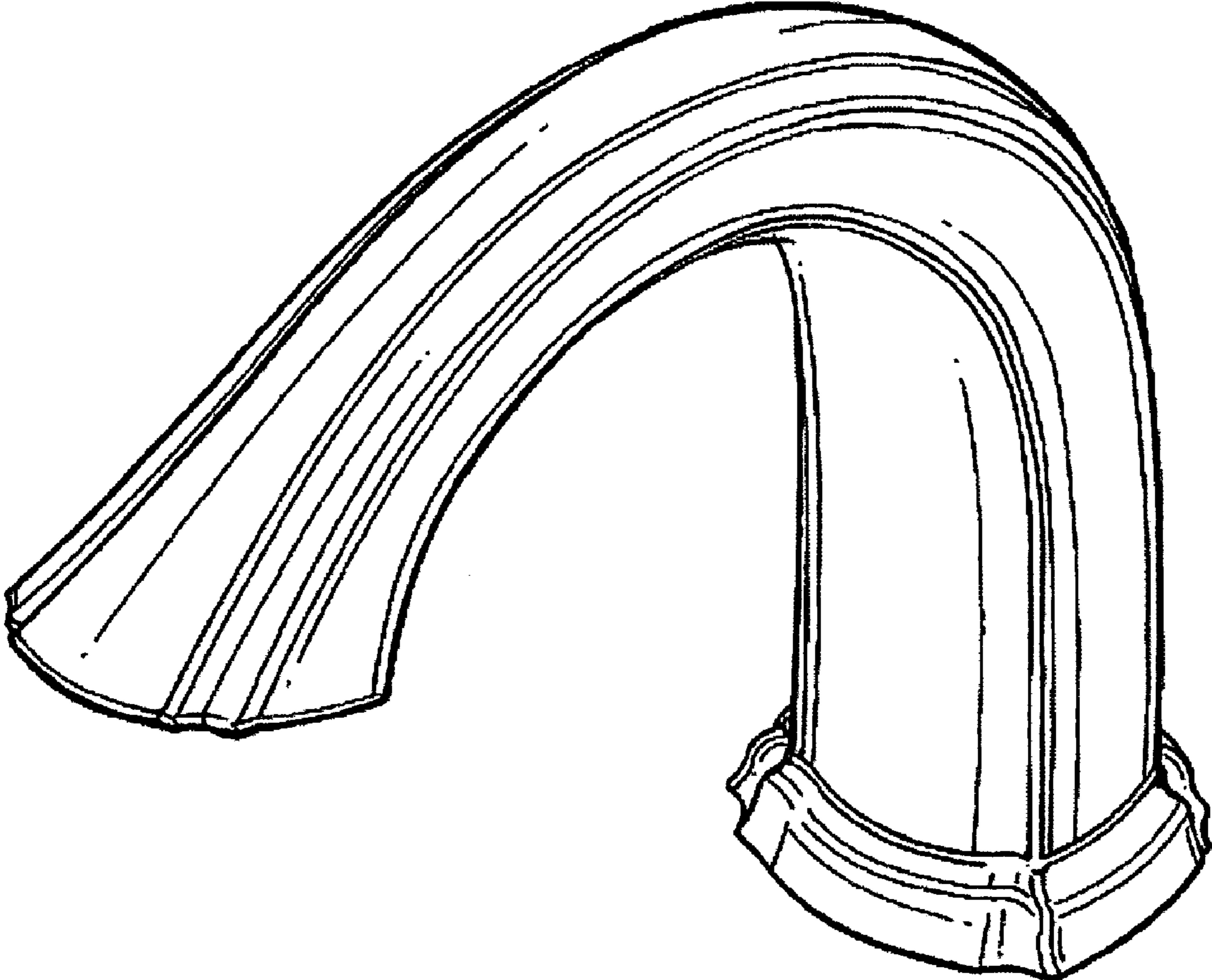


FIG. 1




FIG. 2

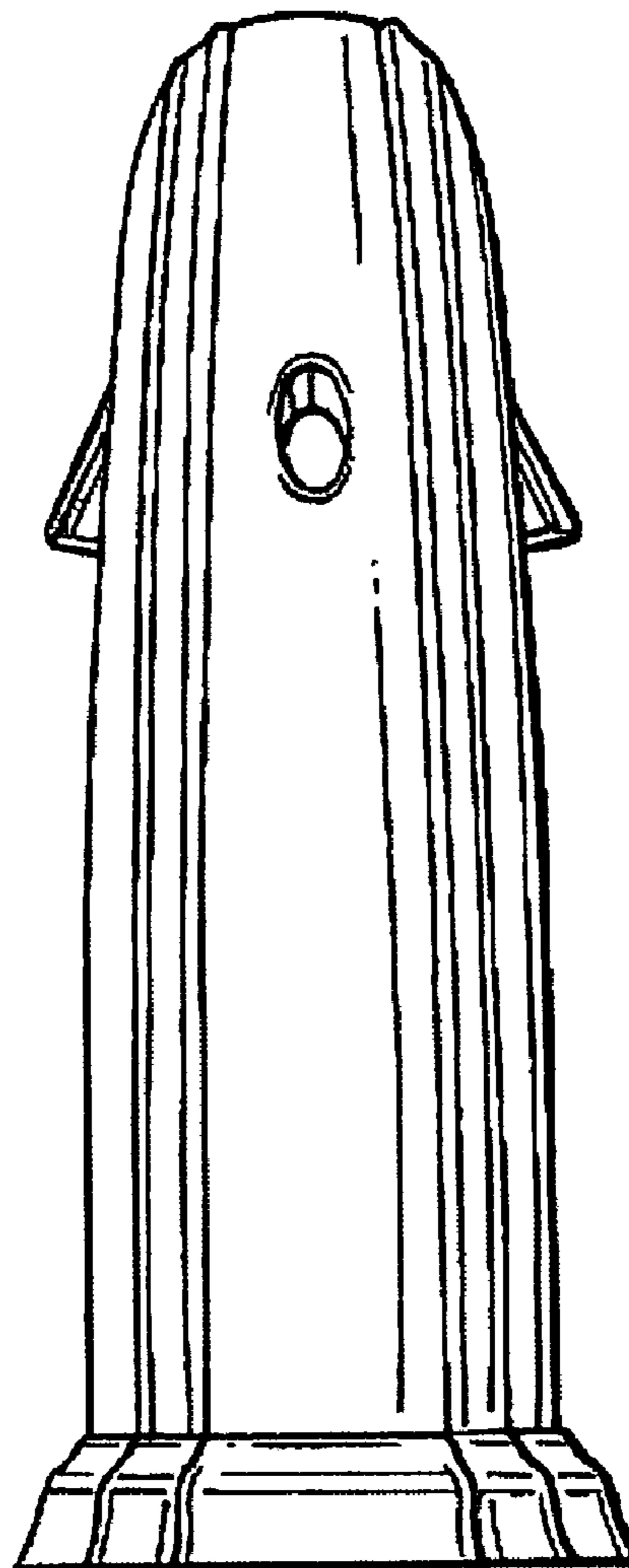


FIG. 3

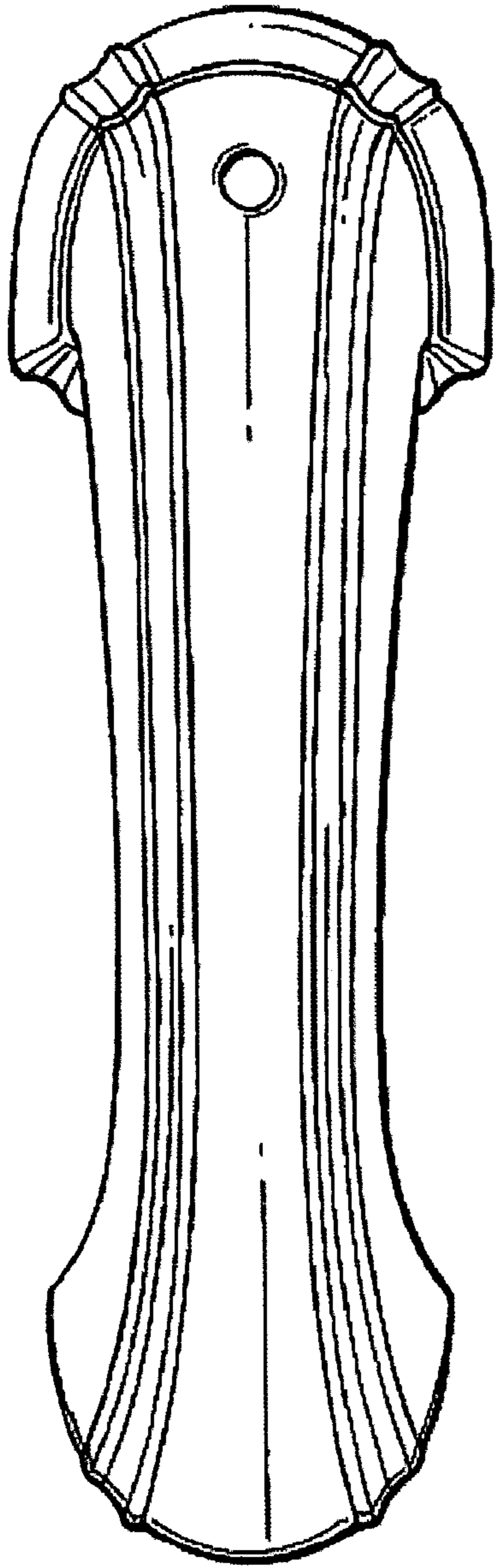


FIG. 4

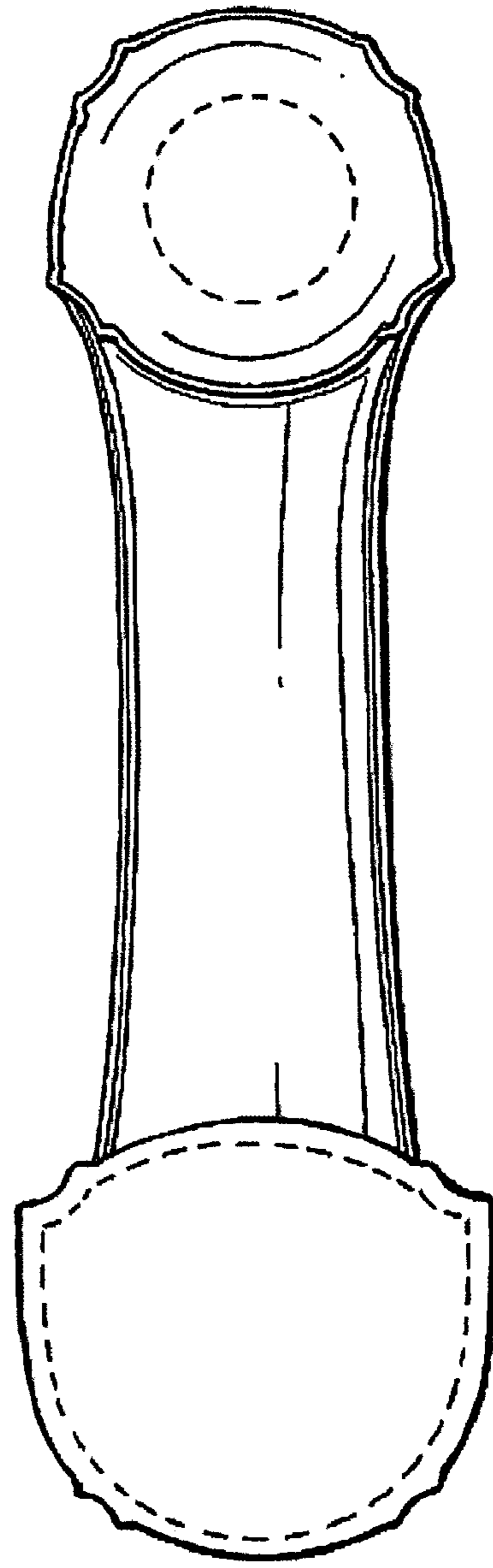


FIG. 5

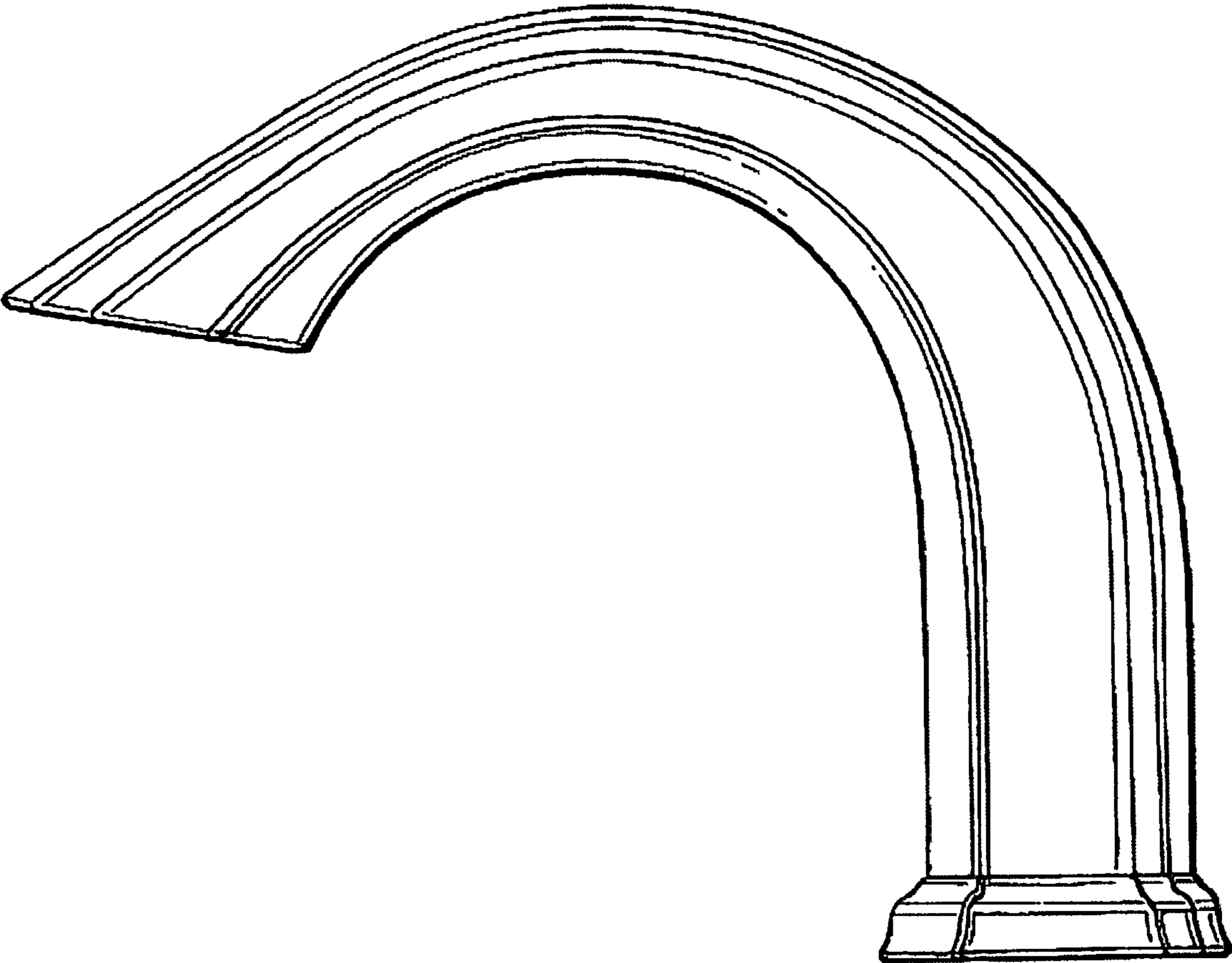


FIG. 6