



US00D583017S

(12) **United States Design Patent**
Hanna et al.

(10) **Patent No.:** **US D583,017 S**
(45) **Date of Patent:** **** Dec. 16, 2008**

(54) **FAUCET HANDLE**

(75) Inventors: **Aaron Hanna**, Corona, CA (US); **Yos Singtoroj**, Anaheim, CA (US); **Marcus Meyer**, Mission Viejo, CA (US)

(73) Assignee: **Newfrey LLC**, Newark, DE (US)

(**) Term: **14 Years**

(21) Appl. No.: **29/295,853**

(22) Filed: **Oct. 9, 2007**

(51) **LOC (8) Cl.** **23-01**

(52) **U.S. Cl.** **D23/250**

(58) **Field of Classification Search** D23/250,
D23/249, 252, 254, 238, 242; D8/300, 307,
D8/308; 4/675-677; 16/110.1

See application file for complete search history.

(56) **References Cited**

U.S. PATENT DOCUMENTS

D398,039 S	9/1998	Ku	
D463,010 S	9/2002	Ouyoung	
D469,857 S	2/2003	Lim	
D470,922 S	2/2003	Marshall	
D476,398 S	6/2003	Ouyoung	
D490,878 S *	6/2004	Hunt	D23/252
D505,483 S *	5/2005	Bayer	D23/252
D512,768 S	12/2005	Ouyoung	
D513,527 S	1/2006	Ouyoung	
D516,184 S *	2/2006	Yong-Jun et al.	D23/252
D521,353 S *	5/2006	Gilbert	D8/308
D523,531 S	6/2006	Fritz	

D527,805 S	9/2006	Chu et al.	
D529,582 S	10/2006	Lammel	
D531,271 S *	10/2006	Kohler et al.	D23/252
D533,629 S	12/2006	Lammel	
D533,636 S	12/2006	Chu et al.	
D564,633 S *	3/2008	Kemp	D23/250
D573,234 S *	7/2008	Hanna et al.	D23/250
D574,467 S *	8/2008	Czerwinski et al.	D23/250

* cited by examiner

Primary Examiner—Robin V Webster

(74) *Attorney, Agent, or Firm*—Richard J. Veltman; John D. DePonti

(57) **CLAIM**

The ornamental design for a faucet handle, as shown and described.

DESCRIPTION

FIG. 1 is a perspective view of a faucet handle showing a new design;

FIG. 2 is a front view thereof;

FIG. 3 is a back view thereof;

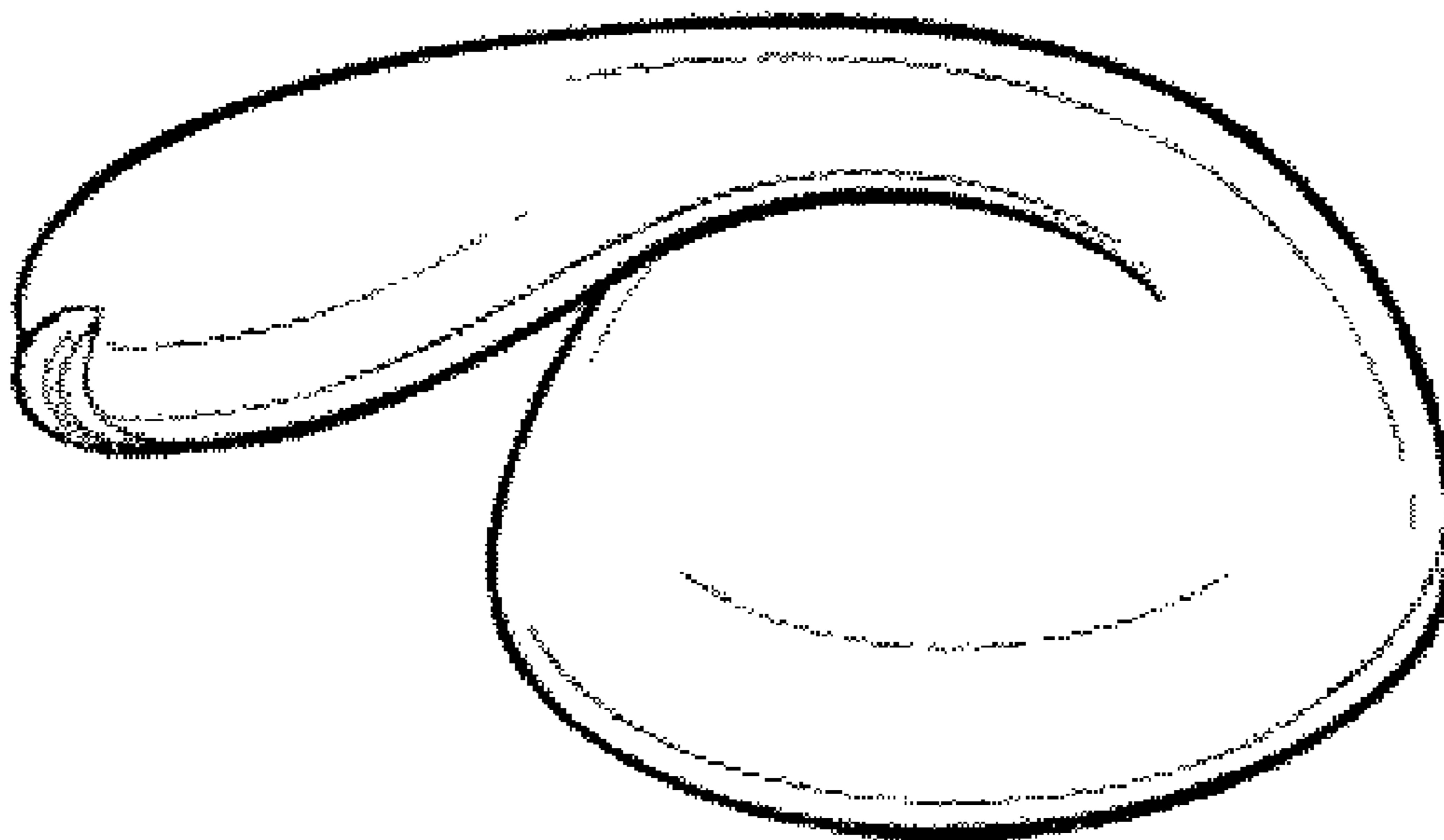
FIG. 4 is a top view thereof;

FIG. 5 is a bottom view thereof; and,

FIG. 6 is a right side view thereof the left side being a mirror image.

The broken lines in the Figures are for illustrative purposes only and form no part of the claimed design.

1 Claim, 2 Drawing Sheets



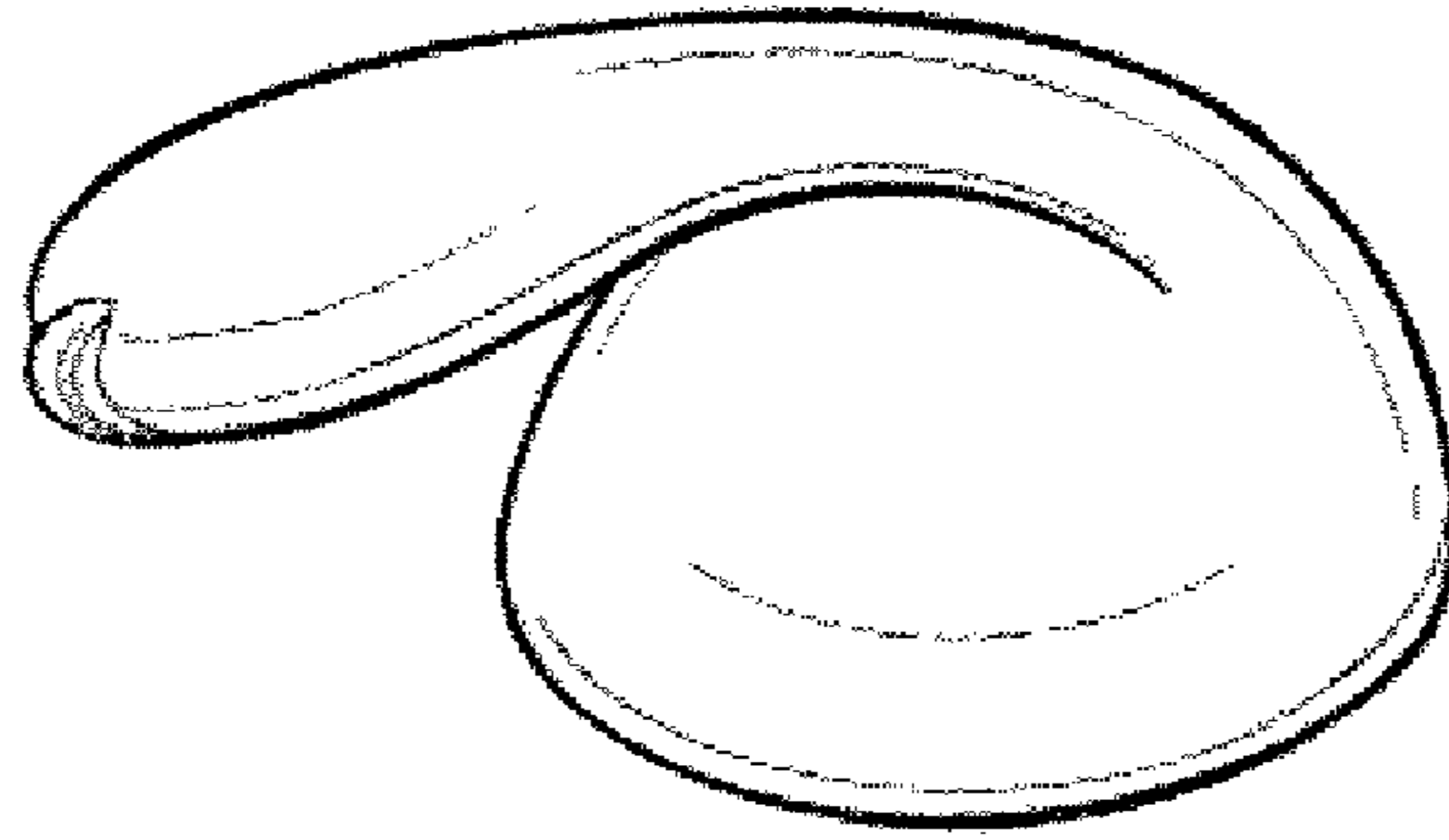


FIG. 1

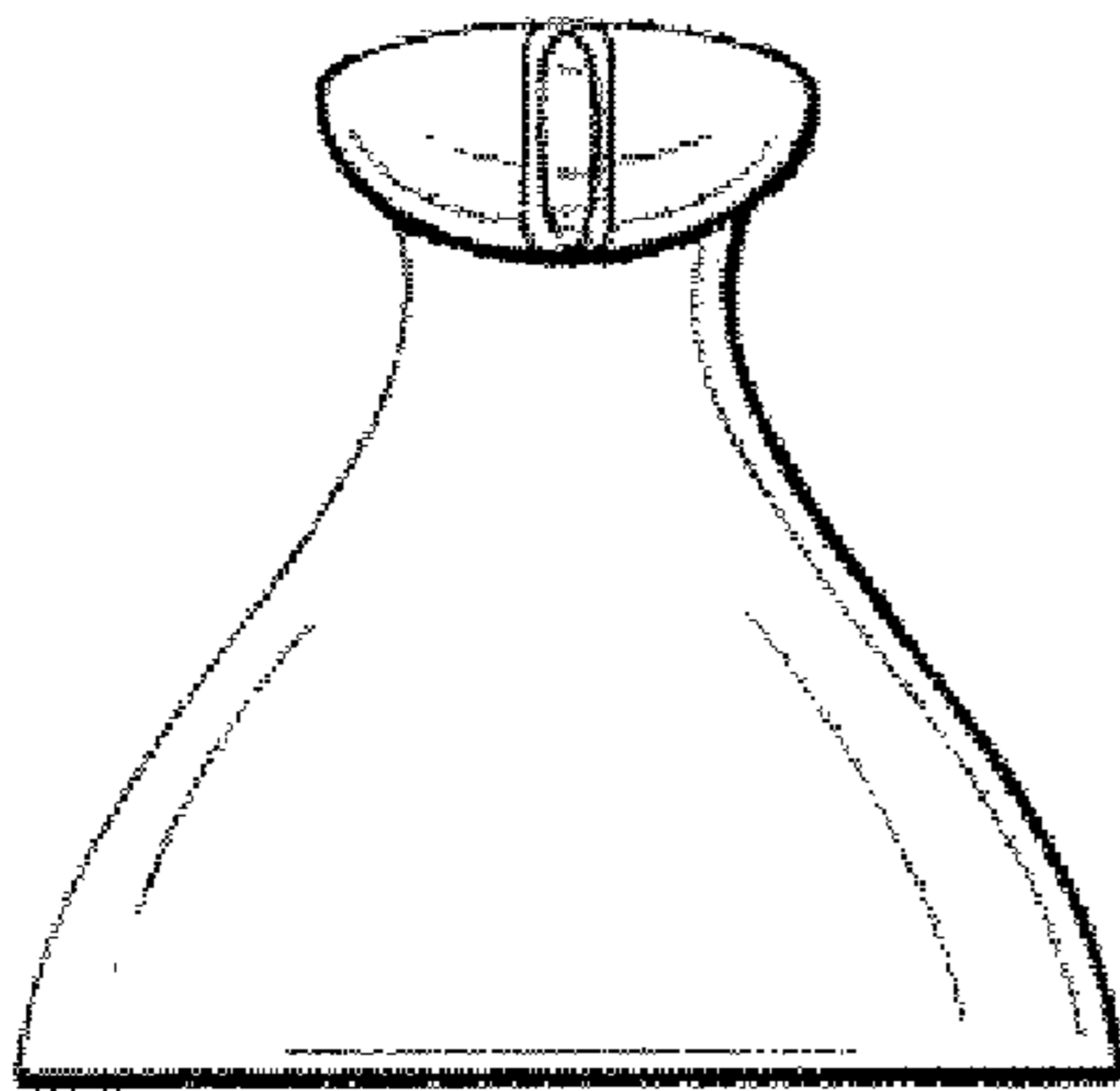


FIG. 2




FIG. 3

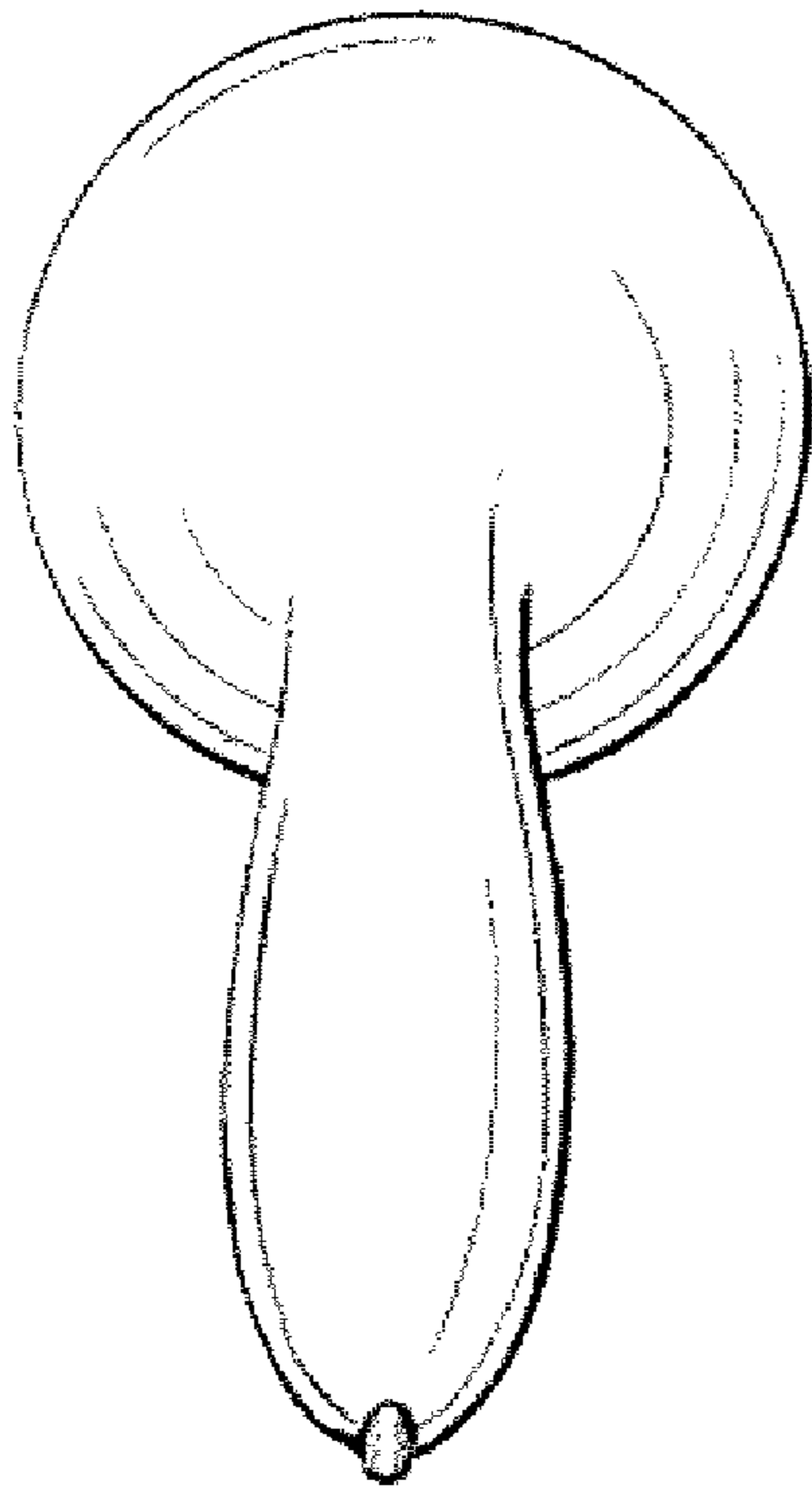


FIG. 4




FIG. 5

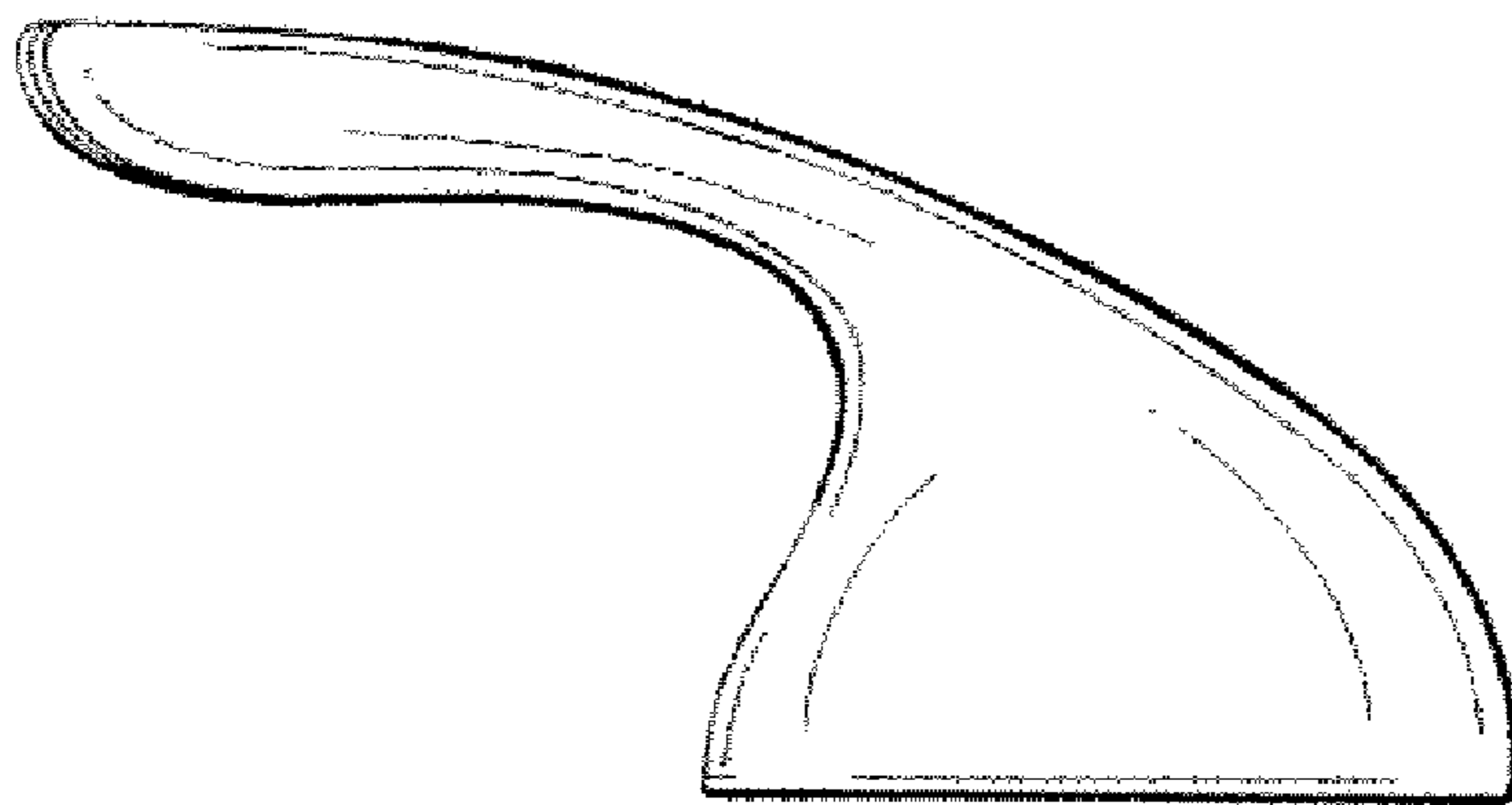


FIG. 6