



US00D582994S

(12) **United States Design Patent**
Ulichney et al.

(10) **Patent No.:** **US D582,994 S**

(45) **Date of Patent:** **** Dec. 16, 2008**

(54) **ANKLE/WRIST WEIGHT**

(76) Inventors: **Annie B. Ulichney**, 226 Upland Way,
Wayne, PA (US) 19087; **Kim R. Koelle**,
866 Old State Rd., Berwyn, PA (US)
19312

(**) Term: **14 Years**

(21) Appl. No.: **29/296,411**

(22) Filed: **Oct. 19, 2007**

(51) **LOC (8) Cl.** **21-02**

(52) **U.S. Cl.** **D21/683**

(58) **Field of Classification Search** D21/662,
D21/680, 683-685; D24/188-190, 192,
D24/206-207; 482/50, 105-108

See application file for complete search history.

(56) **References Cited**

U.S. PATENT DOCUMENTS

1,729,209	A *	9/1929	Curtice	482/105
3,490,766	A *	1/1970	Gardner	482/105
D267,428	S *	12/1982	Christensen et al.	D24/206
4,384,714	A *	5/1983	Kimura	482/105
4,602,784	A *	7/1986	Budden et al.	482/105
D287,525	S *	12/1986	Durward	D21/683
4,951,940	A *	8/1990	Vitello et al.	482/105
4,966,365	A *	10/1990	Winston	482/105
4,988,097	A *	1/1991	Smith et al.	482/105
D325,441	S *	4/1992	O'Brien et al.	D24/206
D328,792	S *	8/1992	Salmon et al.	D24/207
D381,053	S *	7/1997	Bleiweis	D21/683
D418,559	S *	1/2000	Cousins	D21/683
D419,624	S *	1/2000	Eckmann	D21/683
D435,911	S *	1/2001	Yeager	D24/206
6,244,997	B1 *	6/2001	Cook	482/105
D450,794	S *	11/2001	Riley, Jr.	D21/683
D450,795	S *	11/2001	Riley, Jr.	D21/683
D453,043	S *	1/2002	Hart et al.	D24/206
D453,808	S *	2/2002	Riley, Jr.	D21/683
D453,809	S *	2/2002	Riley, Jr.	D21/683
D457,207	S *	5/2002	Riley, Jr.	D21/683

D462,772	S *	9/2002	Lamping et al.	D24/190
D470,947	S *	2/2003	Hamlin	D24/206
D488,523	S *	4/2004	Hamlin	D21/683
D539,912	S *	4/2007	Jacobs	D24/206
D552,398	S *	10/2007	Lakomy	D6/601
2003/0186789	A1 *	10/2003	Cook	482/105
2005/0137063	A1 *	6/2005	Abdo	482/105

OTHER PUBLICATIONS

Jewelry With A Kick from the The Wayne Suburban & Times, Mar. 18, 2008 at http://www.banglz.com/articles/jewelry_with_a_kick Downloaded Apr. 26, 2008.*

* cited by examiner

Primary Examiner—Philip Hyder

Assistant Examiner—Roselynn Cody

(74) *Attorney, Agent, or Firm*—Woodcock Washburn LLP

(57) **CLAIM**

The ornamental design for an ankle/wrist weight, as shown, and described.

DESCRIPTION

The subject matter disclosed and claimed herein is related to the subject matter disclosed and claimed in U.S. patent application Ser. No. 29/296,415 filed on even date herewith.

FIG. 1 is an isometric view of an ankle/wrist weight in accordance with our design;

FIG. 2 is a top view thereof;

FIG. 3 is a side view thereof;


FIG. 4 is a bottom view of thereof;

FIG. 5 is a view of the ankle/wrist weight shown worn around an ankle; and,

FIG. 6 is a view of the ankle/wrist weight shown worn around a wrist.

The dashed lines shown in FIGS. 5 and 6 are illustrative of environment only and form no part of the claimed design.

1 Claim, 6 Drawing Sheets



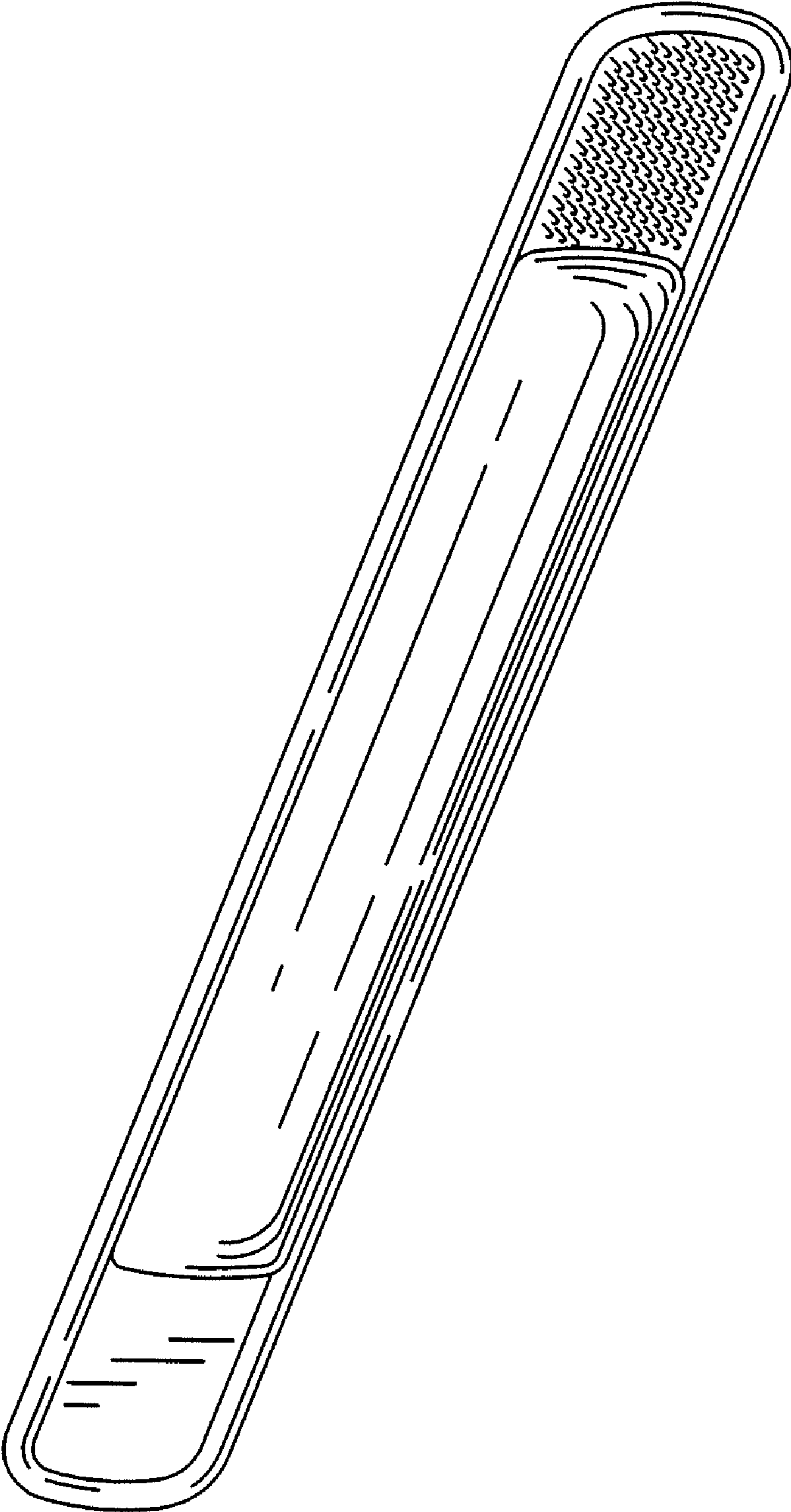


Fig. 1

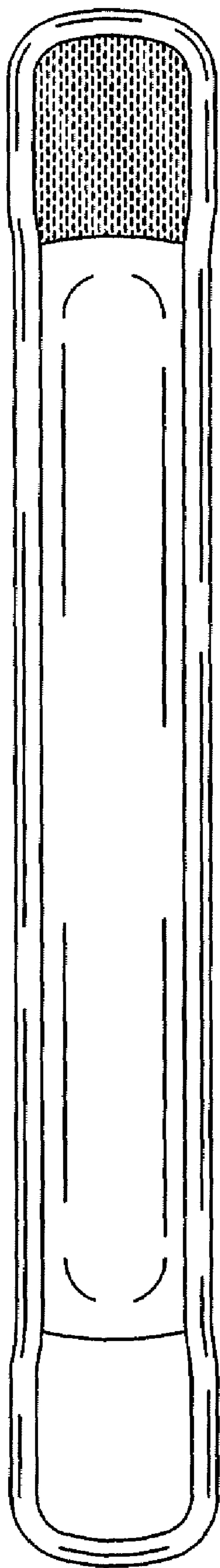


Fig. 2




Fig. 3

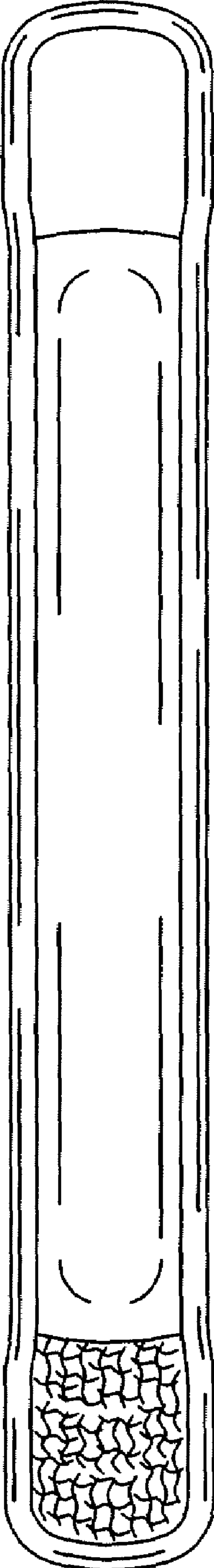


Fig. 4

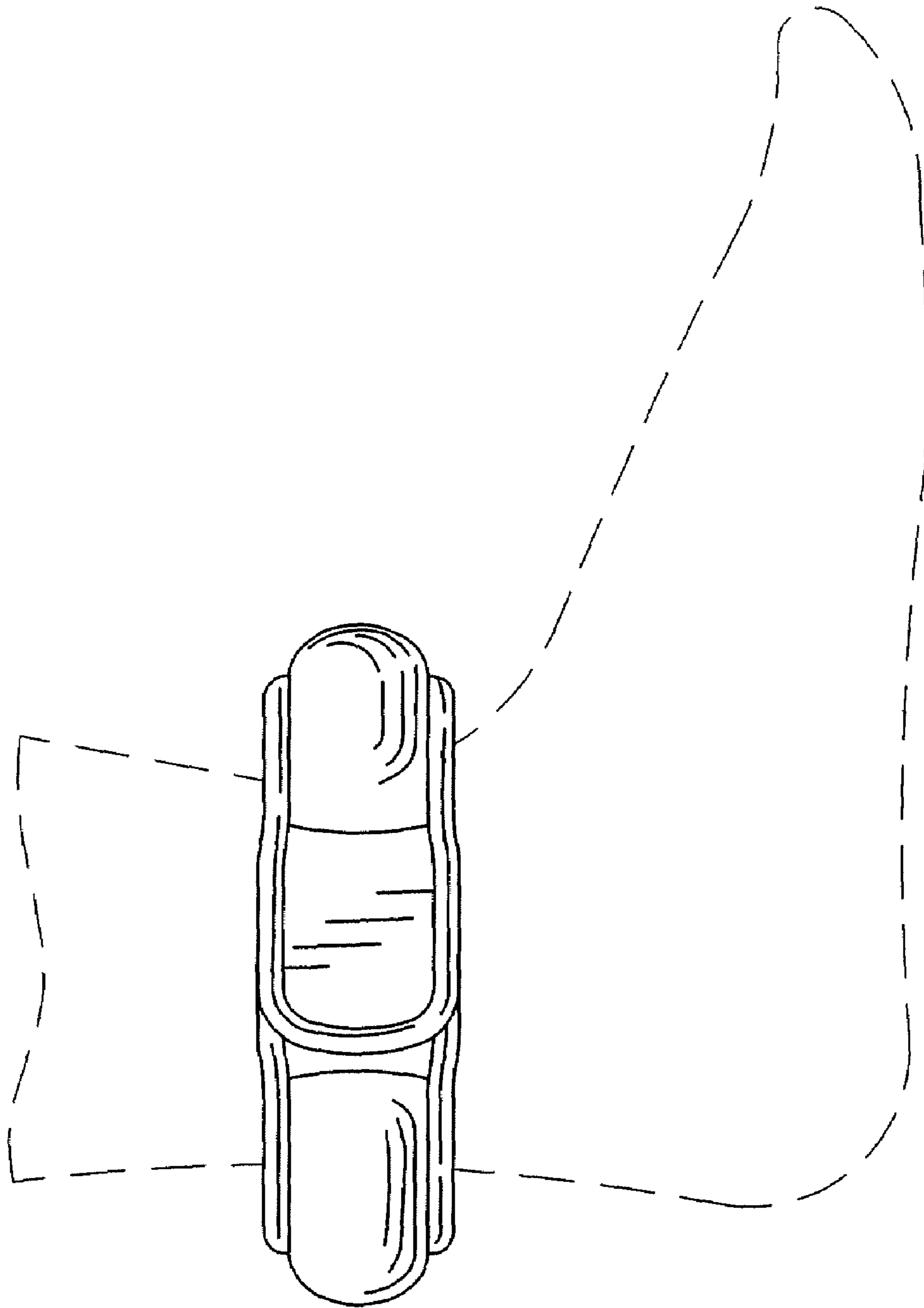


Fig. 5




Fig. 6