



US00D582985S

(12) **United States Design Patent**
Tanaka

(10) **Patent No.:** **US D582,985 S**
(45) **Date of Patent:** **** Dec. 16, 2008**

(54) **PORTABLE DISPLAY UNIT**

(75) Inventor: **Yoshiyuki Tanaka**, Suwa (JP)

(73) Assignee: **Seiko Epson Corporation** (JP)

(**) Term: **14 Years**

(21) Appl. No.: **29/271,291**

(22) Filed: **Jan. 12, 2007**

(51) **LOC (8) Cl.** **20-02**

(52) **U.S. Cl.** **D20/10**

(58) **Field of Classification Search** D20/10,
D20/19, 21, 40, 42, 43, 99; 40/124.01, 306,
40/307, 309, 322, 538, 539, 541, 584, 642.01,
40/644, 660, 661, 661.05, 661.06; D8/382;
D11/3, 26; 2/171; 24/459; 206/6.1; 211/13.1,
211/85.2; 283/56, 62, 81; 345/30; 362/812;
380/58

See application file for complete search history.

(56) **References Cited**

U.S. PATENT DOCUMENTS

| | | | | | |
|-----------|------|---------|-----------------|-------|---------|
| 1,555,219 | A * | 9/1925 | Kimball | | 40/539 |
| D114,456 | S * | 4/1939 | McCabe et al. | | D20/21 |
| 3,753,205 | A * | 8/1973 | Tuger | | 439/192 |
| 3,898,754 | A * | 8/1975 | Johansson | | 40/322 |
| 4,918,758 | A * | 4/1990 | Rendina | | 2/171 |
| D383,053 | S * | 9/1997 | Schrader et al. | | D8/382 |
| D386,536 | S * | 11/1997 | Borgen | | D20/43 |
| 6,948,828 | B1 * | 9/2005 | Chambers et al. | | 362/219 |

| | | | | | |
|--------------|------|--------|----------|-------|-----------|
| D515,138 | S * | 2/2006 | Harrison | | D20/10 |
| 2005/0174302 | A1 * | 8/2005 | Ishii | | 345/30 |
| 2007/0033847 | A1 * | 2/2007 | Tanaka | | 40/661.05 |
| 2007/0151295 | A1 * | 7/2007 | Picardi | | 63/15.4 |

* cited by examiner

Primary Examiner—Caron Veynar

Assistant Examiner—Mary Ann Calabrese

(74) *Attorney, Agent, or Firm*—Harness, Dickey & Pierce, P.L.C.

(57) **CLAIM**

The ornamental design for a portable display unit, as shown and described.

DESCRIPTION

FIG. 1 is a perspective view of one embodiment of a portable display unit embodying my new design;

FIG. 2 is a left side view thereof;

FIG. 3 is a right side view thereof;

FIG. 4 is a front view thereof;

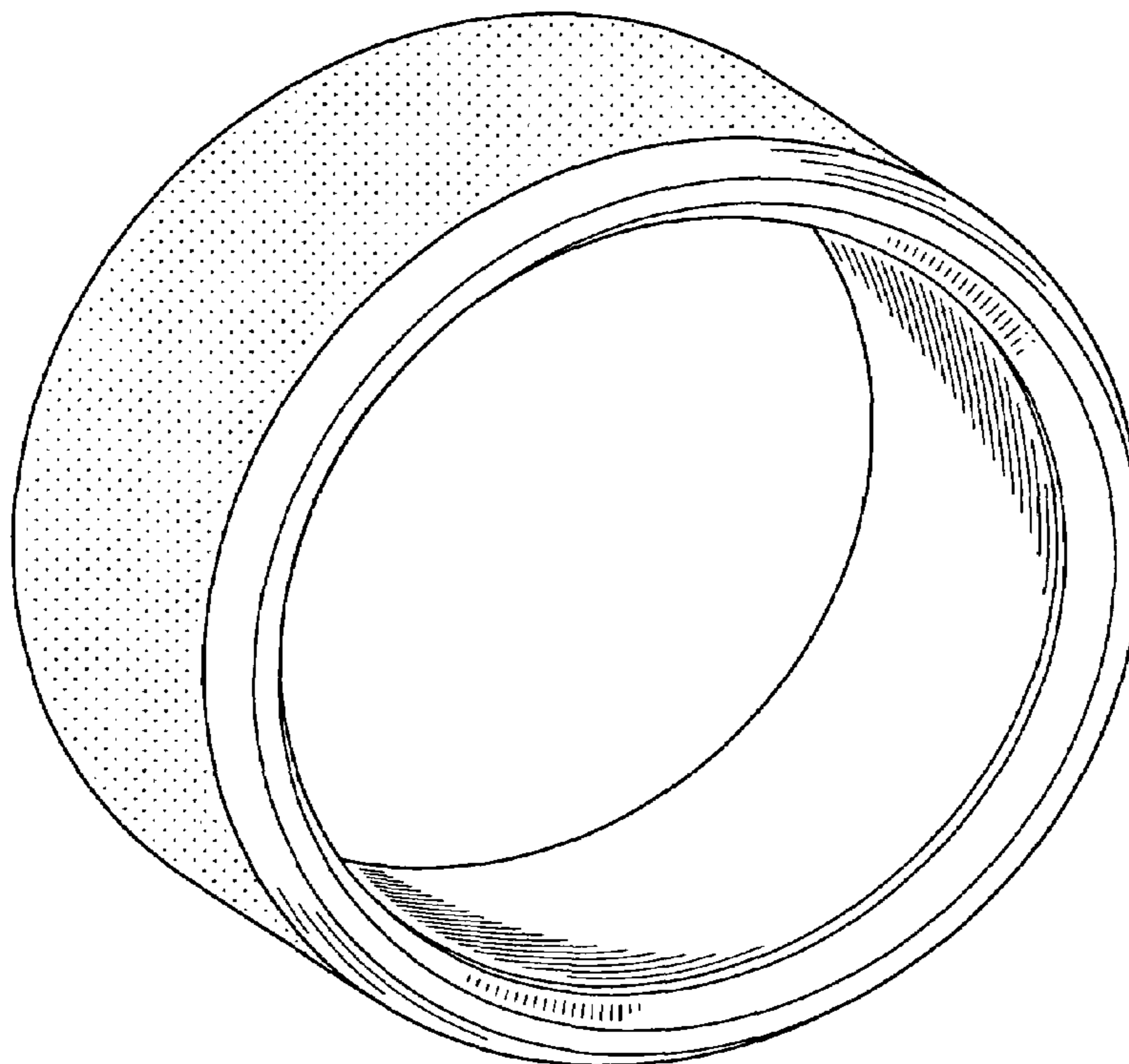
FIG. 5 is a rear view thereof;

FIG. 6 is a top view thereof; and,

FIG. 7 is a bottom view thereof.

The shaded area with stippling represents a contrast of material or color with respect to the non-shaded areas of the design.

1 Claim, 4 Drawing Sheets



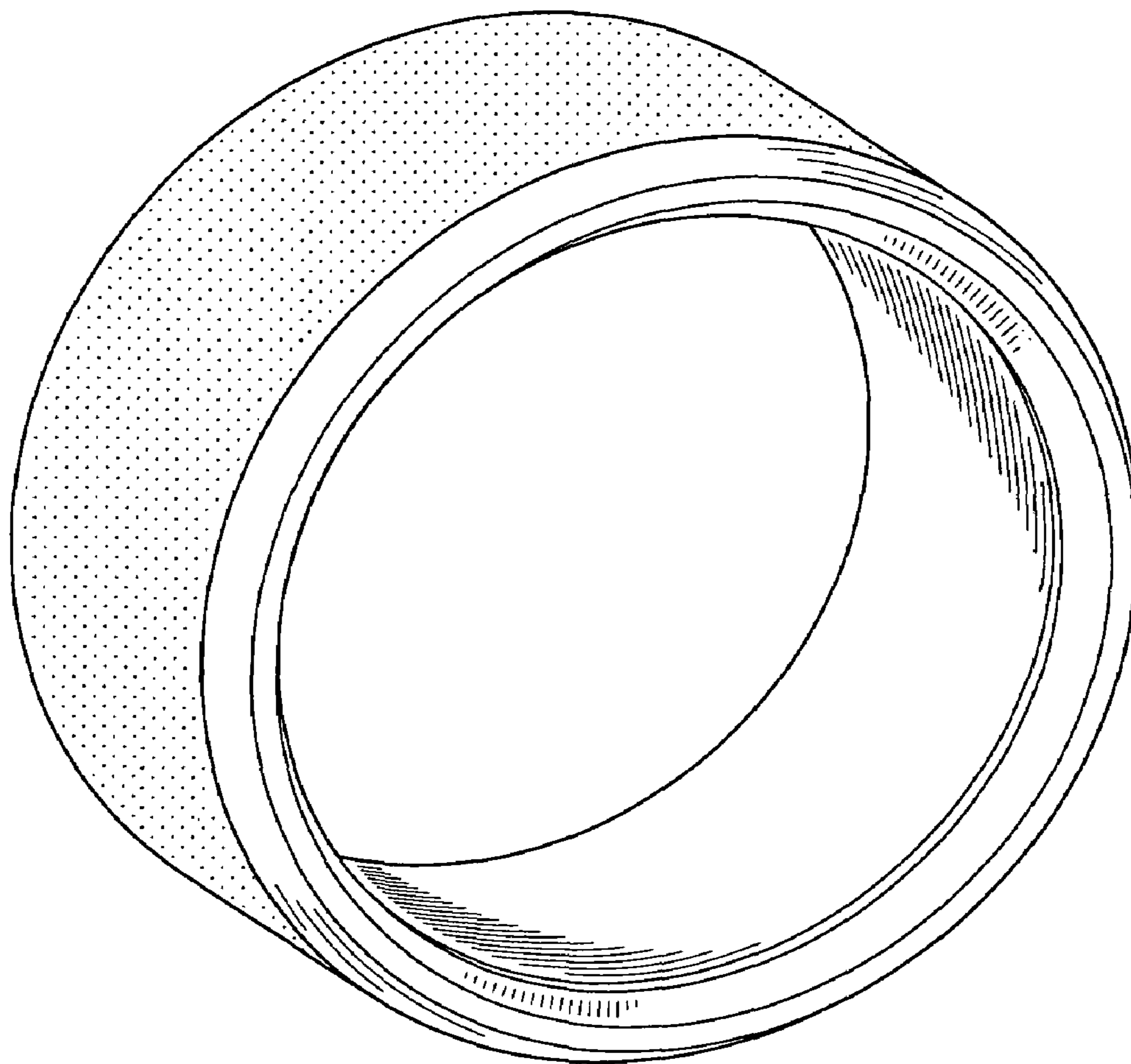


FIG. 1




FIG. 2




FIG. 3

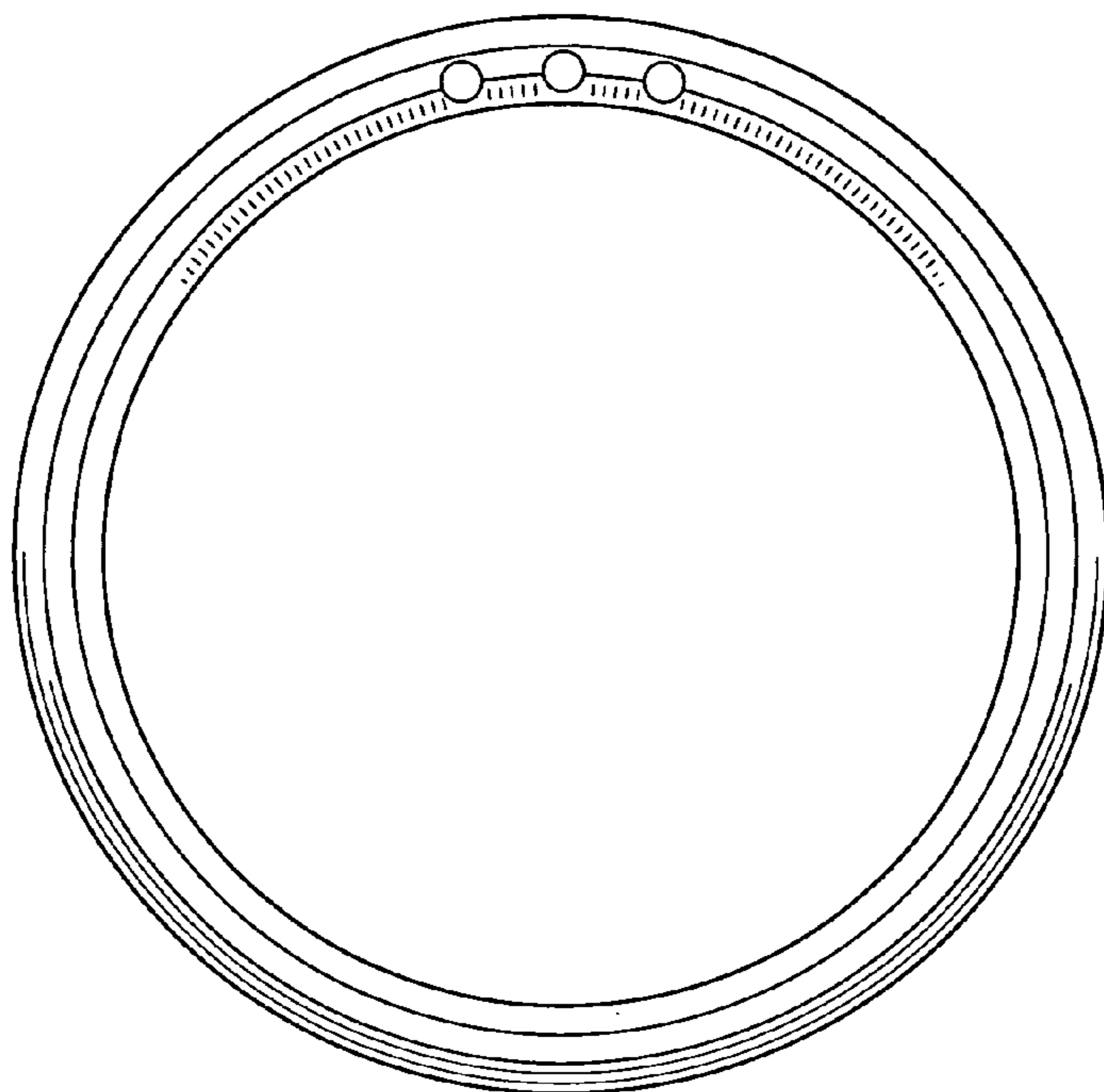


FIG. 4

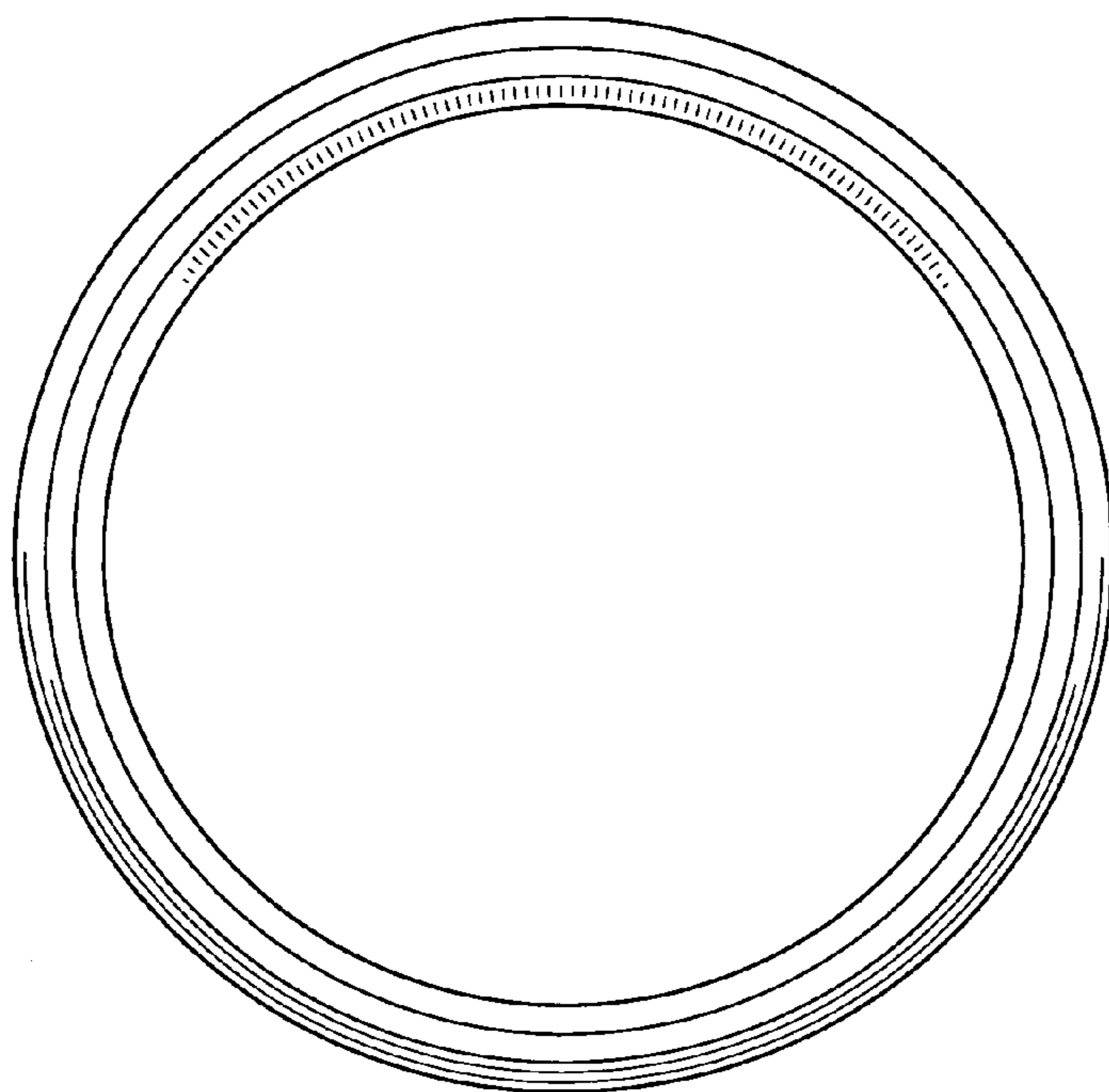


FIG. 5

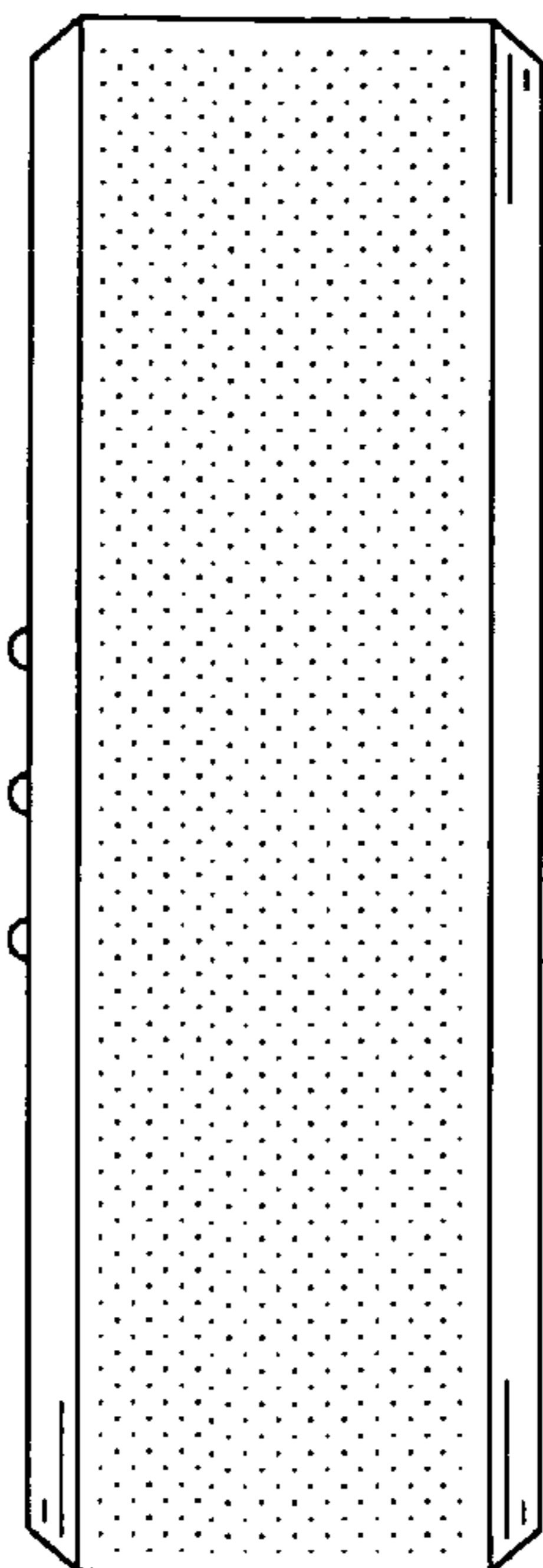


FIG. 6

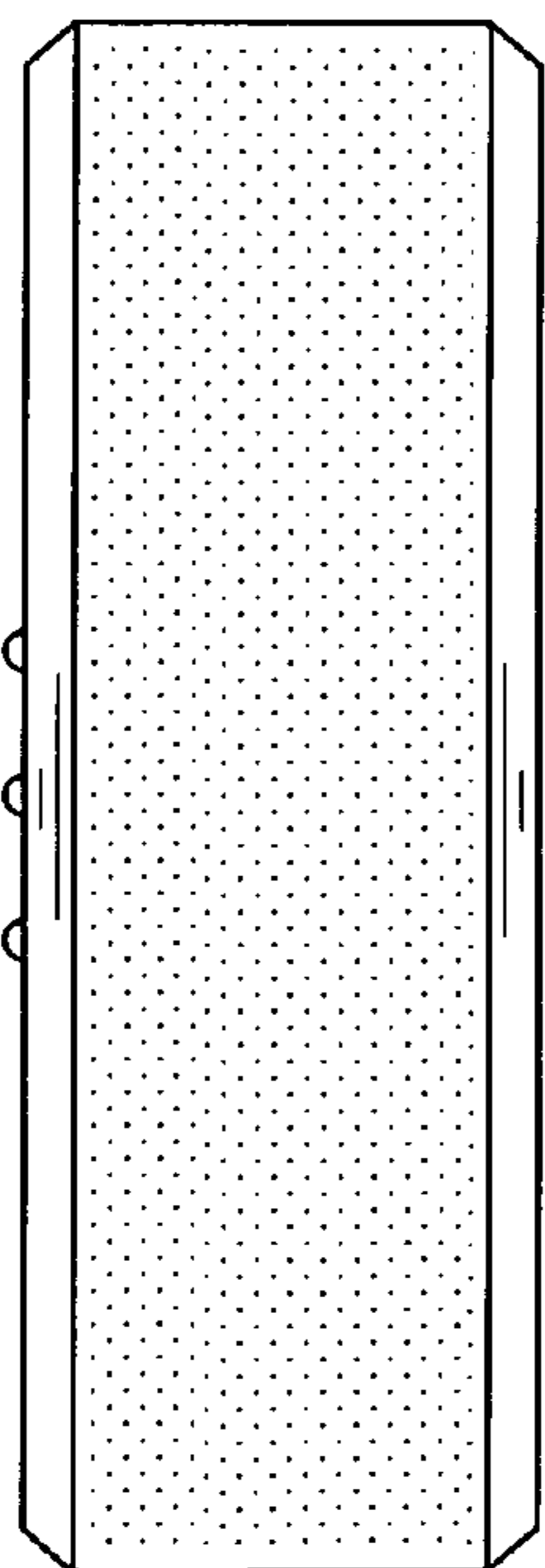


FIG. 7