



US00D582982S

(12) **United States Design Patent**
Richards

(10) **Patent No.:** **US D582,982 S**

(45) **Date of Patent:** **** Dec. 16, 2008**

(54) **WRITING INSTRUMENT**

(76) Inventor: **John Michael Richards**, Spike Lodge,
The Street, East Preston, Littlehampton
(GB) BN16 1JL

(**) Term: **14 Years**

(21) Appl. No.: **29/289,026**

(22) Filed: **Jun. 28, 2007**

(51) **LOC (8) Cl.** **19-06**

(52) **U.S. Cl.** **D19/55**

(58) **Field of Classification Search** D19/35,
D19/36, 41-51, 53-57; 24/11 F, 11 P, 11 R;
401/52, 99, 100, 104-109, 192, 195, 196
See application file for complete search history.

(56) **References Cited**

U.S. PATENT DOCUMENTS

D22,511 S	6/1893	Goldsmith	
878,004 A *	2/1908	Jahn	15/443
D110,810 S *	8/1938	Kahn	D19/49
D177,560 S *	5/1956	Ensign	D19/49
D189,170 S *	11/1960	Lovejoy	D19/55
4,030,841 A	6/1977	Balasty	
4,076,427 A *	2/1978	Anderson	401/6
4,302,121 A	11/1981	Kim	
4,526,547 A	7/1985	Rusk	
D279,993 S *	8/1985	Oka	D19/45
D294,263 S *	2/1988	Rodgers et al.	D14/411
D304,601 S	11/1989	Alskog et al.	
5,468,083 A	11/1995	Chesar	
5,893,671 A	4/1999	Bellue	

D441,791 S *	5/2001	Kimura et al.	D19/43
D486,857 S *	2/2004	Sener et al.	D19/51
D501,224 S *	1/2005	Pan	D19/51
D512,099 S *	11/2005	Shibata	D19/51
D533,592 S *	12/2006	Cheng et al.	D19/50
2006/0147246 A1	7/2006	Richards	

FOREIGN PATENT DOCUMENTS

EM	000749742-0001	*	6/2007
GB	2039254		8/1980

* cited by examiner

Primary Examiner—Elizabeth A Albert
(74) *Attorney, Agent, or Firm*—Lerner, David, Littenberg,
Krumholz & Mentlik, LLP

(57) **CLAIM**

The ornamental design for a writing instrument, as shown and described.

DESCRIPTION

FIG. 1 is a perspective view of a writing instrument, in accordance with the present invention.

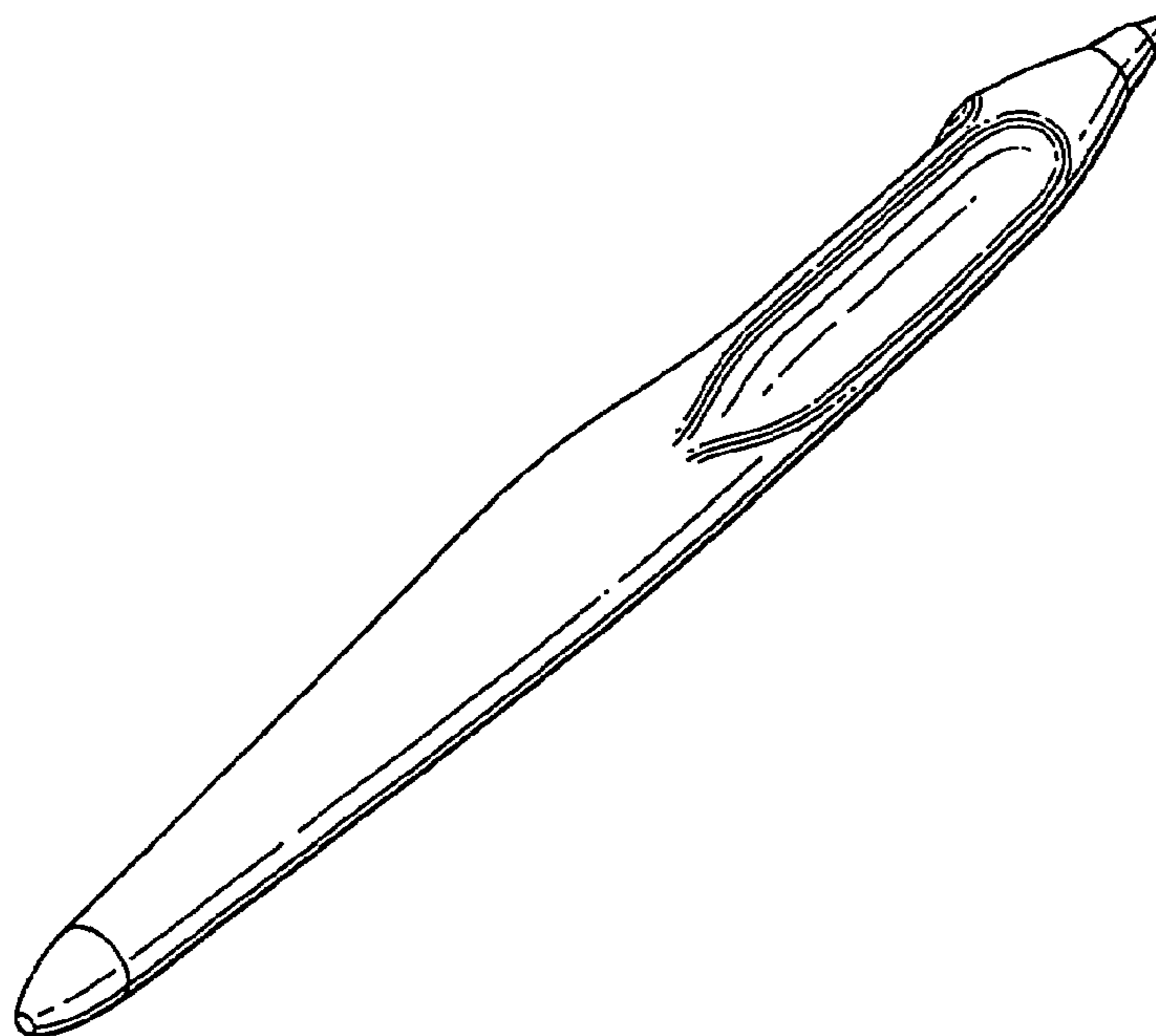
FIG. 2 is a second perspective view of a writing instrument shown in FIG. 1.

FIG. 3 is a top view of a writing instrument shown in FIG. 1.

FIG. 4 is a bottom view of the writing instrument shown in FIG. 1; and,

FIG. 5 is a side view of the writing instrument shown in FIG. 1.

1 Claim, 2 Drawing Sheets



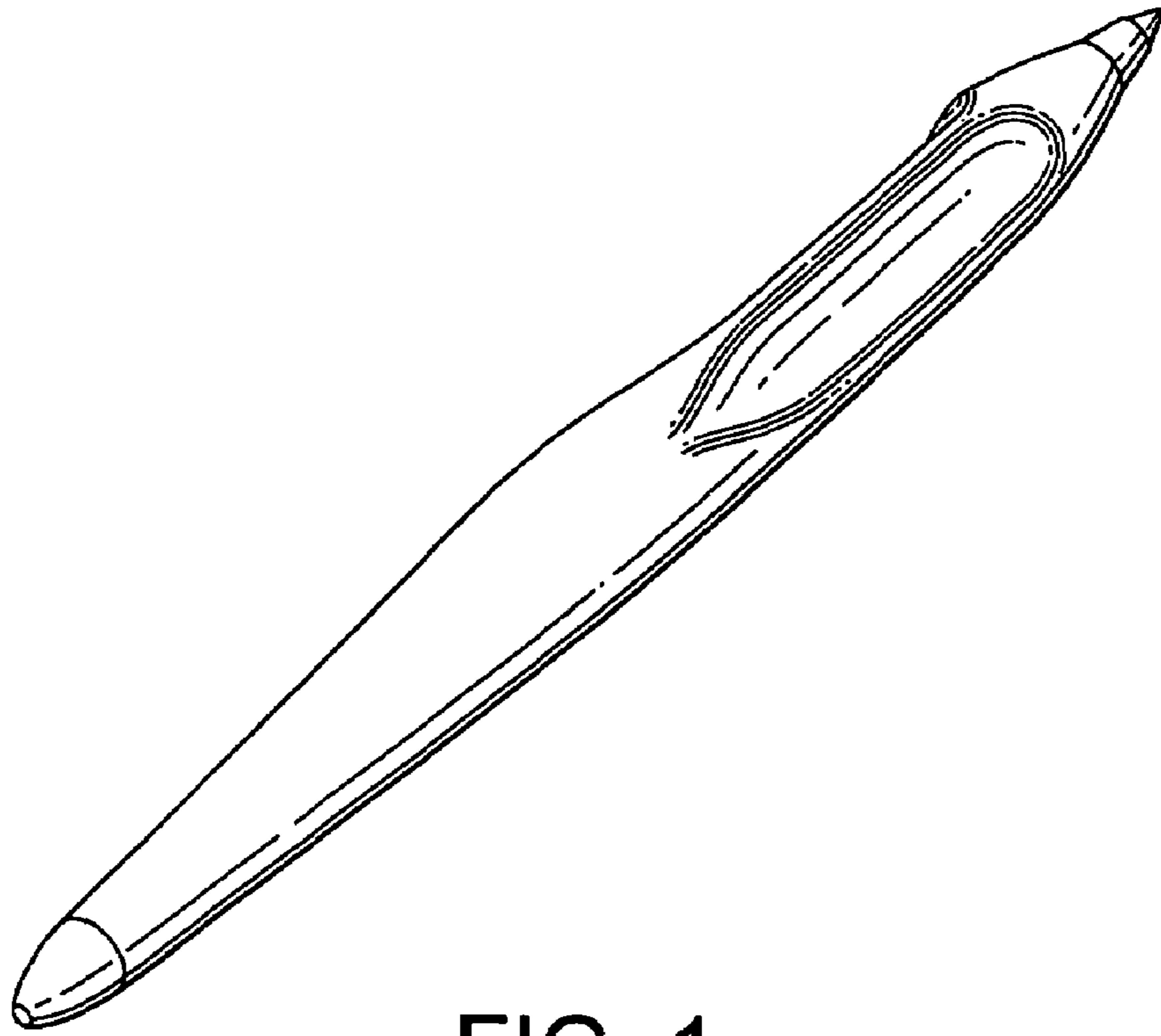


FIG. 1

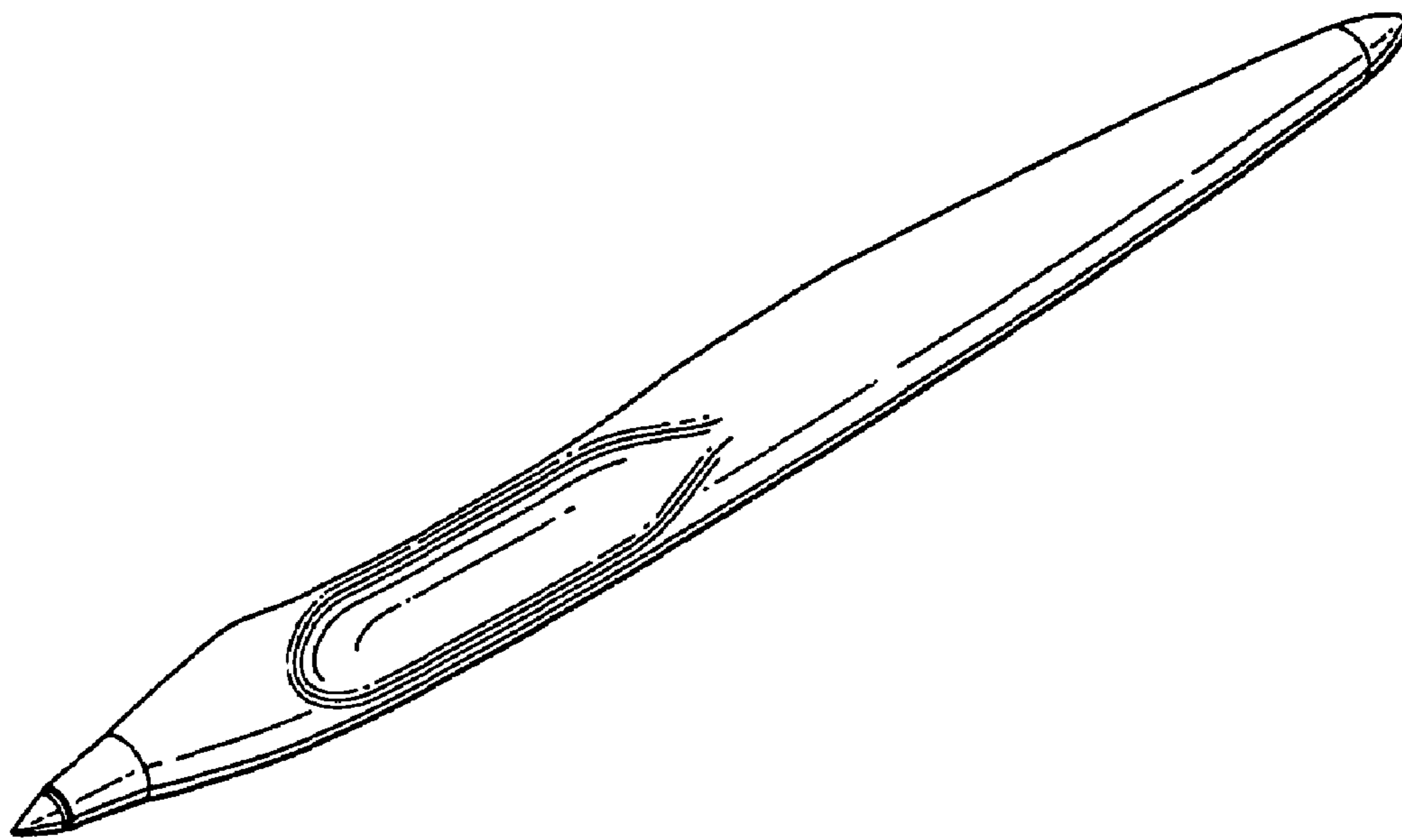


FIG. 2



FIG. 3



FIG. 4




FIG. 5